

US00D692458S

(12) **United States Design Patent**
Jin et al.

(10) **Patent No.:** **US D692,458 S**
(45) **Date of Patent:** **** Oct. 29, 2013**

(54) **DISPLAY SCREEN PORTION WITH ICON**

(75) Inventors: **Hyung-Joo Jin**, Seoul (KR);
Sang-Hyun Park, Seoul (KR)

(73) Assignee: **Samsung Electronics Co., Ltd.**,
Suwon-si (KR)

(**) Term: **14 Years**

(21) Appl. No.: **29/421,328**

(22) Filed: **Jul. 6, 2012**

(30) **Foreign Application Priority Data**

Jan. 6, 2012 (KR) 30-2012-0000922

(51) **LOC (9) Cl.** **14-04**

(52) **U.S. Cl.**
USPC **D14/492**

(58) **Field of Classification Search**
USPC D14/485-495; 715/700, 703, 706, 715,
715/716, 727, 728, 772, 776, 777, 779, 810,
715/825, 834, 835, 836, 837, 838, 839, 840,
715/845, 846, 847, 849, 856, 857, 858, 859,
715/860, 861, 862, 864, 963, 976, 977;
D8/334

See application file for complete search history.

(56) **References Cited**

U.S. PATENT DOCUMENTS

D562,344 S * 2/2008 Anderson et al. D14/488
D585,075 S * 1/2009 Flynt et al. D14/492

D585,910 S * 2/2009 Chen et al. D14/492
D596,192 S * 7/2009 Shotel D14/486
D638,851 S * 5/2011 Brinda D14/486
D647,104 S * 10/2011 Steele et al. D14/492
8,082,523 B2 * 12/2011 Forstall et al. 715/863
D652,054 S * 1/2012 Anzures D14/492
D665,817 S * 8/2012 Gao et al. D14/488
D671,143 S * 11/2012 Phelan D14/492
2010/0010653 A1 * 1/2010 Bear et al. 700/94
2010/0077302 A1 * 3/2010 Bostrom et al. 715/700
2011/0252380 A1 * 10/2011 Chaudhri 715/836

* cited by examiner

Primary Examiner — Angela J Lee

(74) *Attorney, Agent, or Firm* — NSIP Law

(57) **CLAIM**

The ornamental design for a display screen portion with icon,
as shown and described.

DESCRIPTION

FIG. 1 is a front view of a display screen portion with icon
showing my new design;
FIG. 2 is another front view thereof, but showing additional
broken lines; and,
FIG. 3 is an enlarged front view thereof, but shown without
the broken lines for additional clarity of illustration.
The broken line drawing of the device, and the symbols, and
otherwise images shown in broken lines in FIGS. 1 and 2 are
for illustrative purposes only and form no part of the claimed
design.

1 Claim, 3 Drawing Sheets

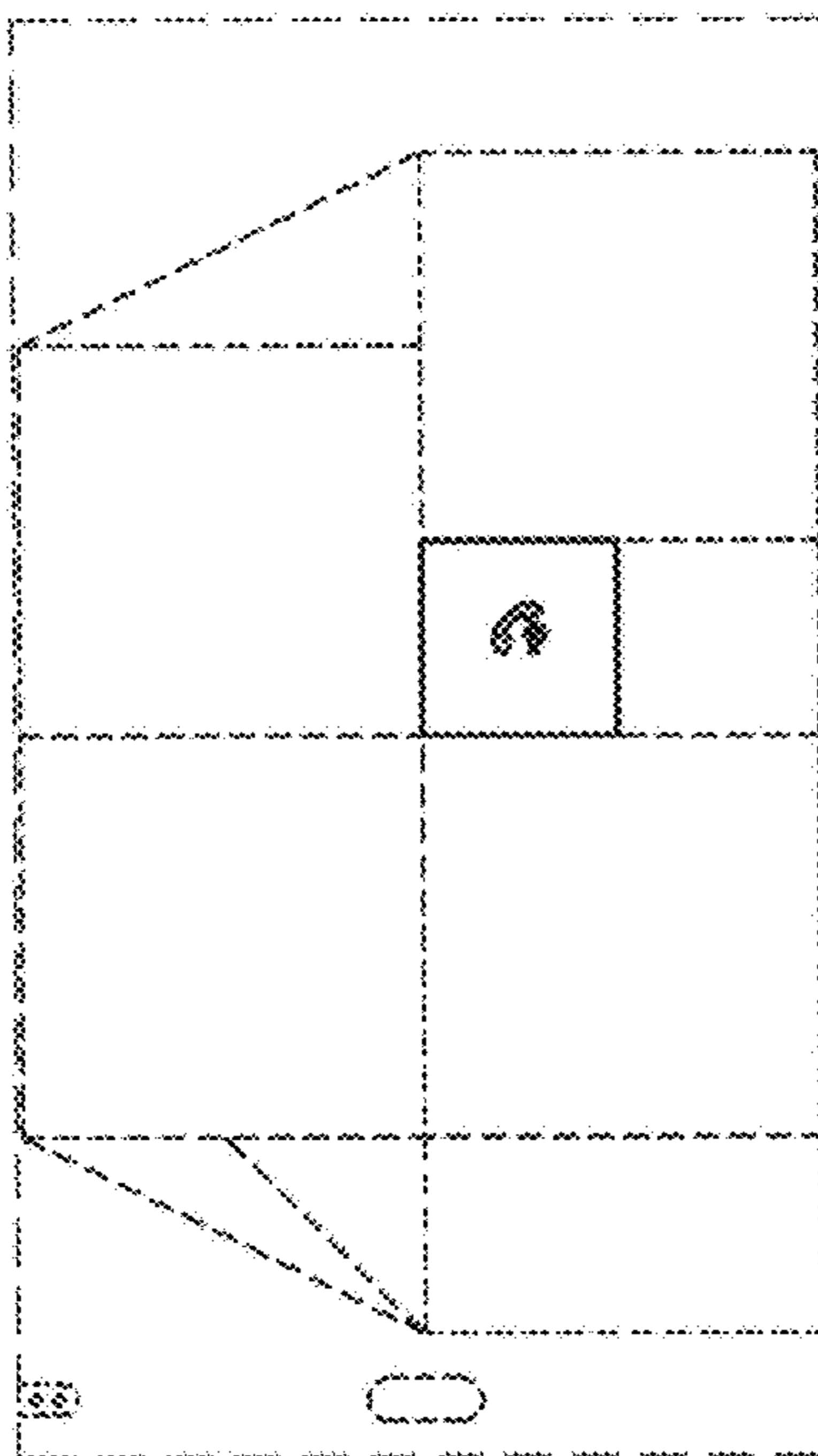


FIG. 1

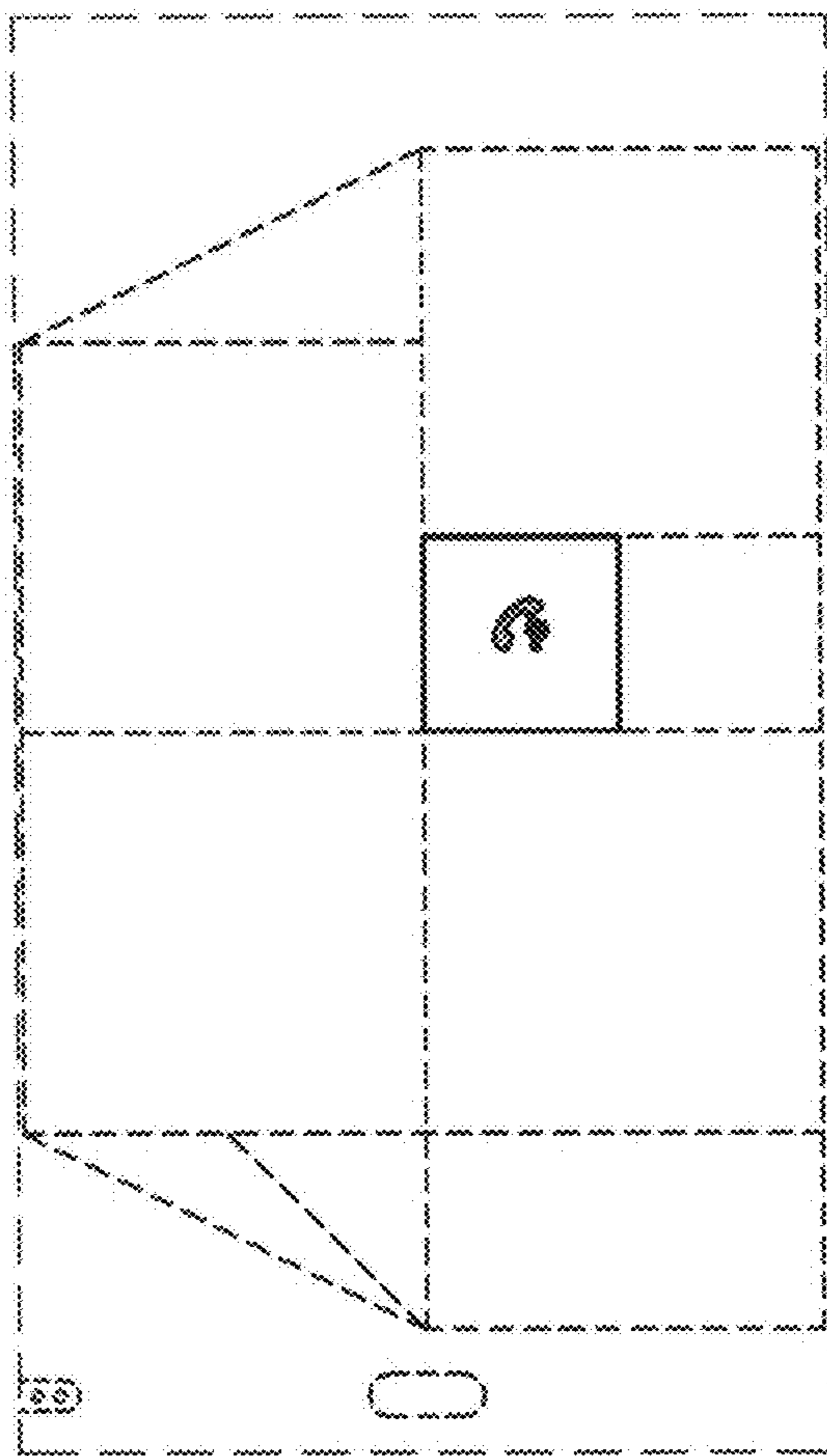


FIG. 2

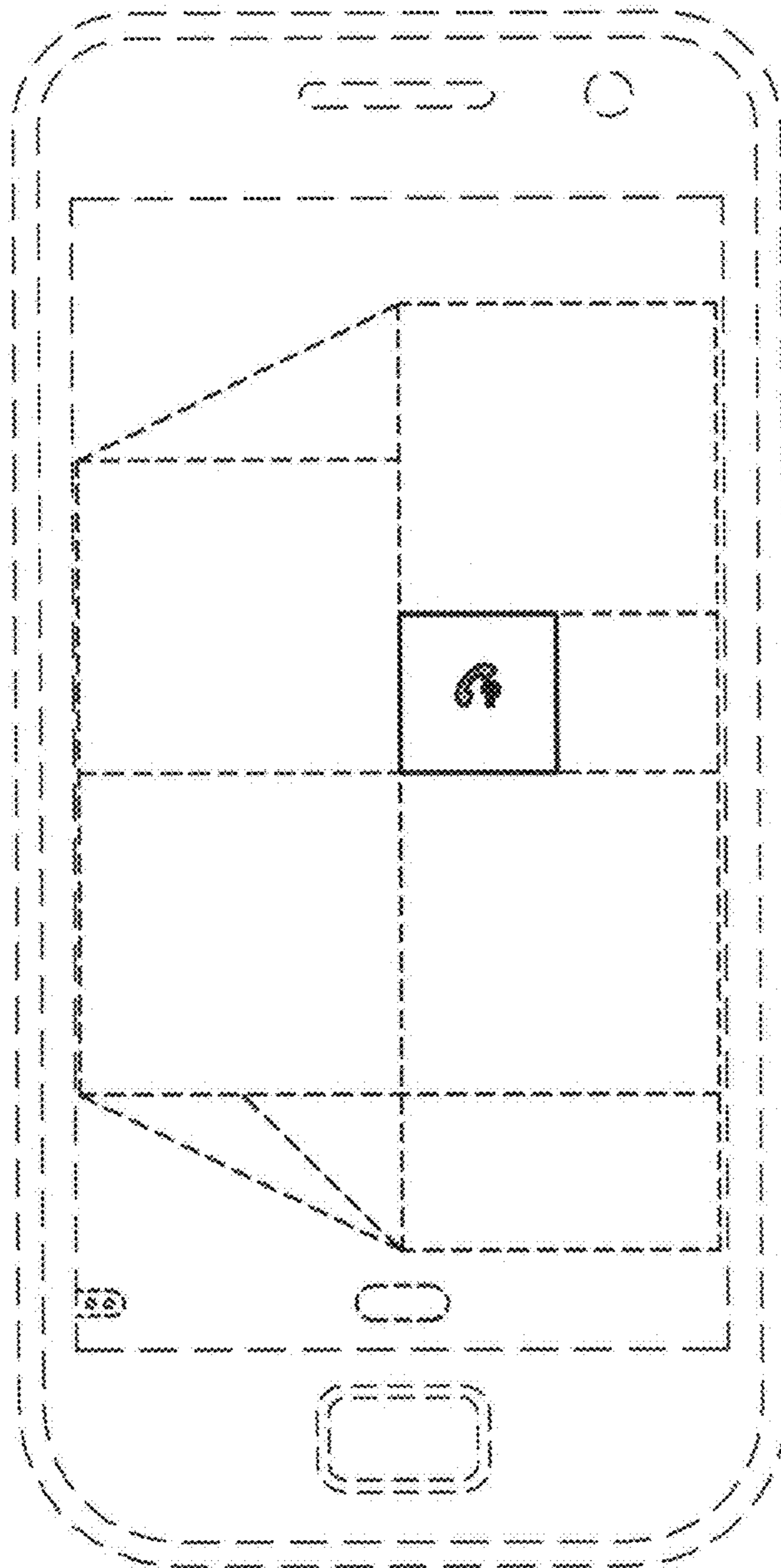


FIG.3

