



US00D692379S

(12) **United States Design Patent**  
**Bae et al.**

(10) **Patent No.:** **US D692,379 S**  
(45) **Date of Patent:** **\*\* Oct. 29, 2013**

(54) **PORTABLE ADAPTOR**  
(71) Applicant: **LG Electronics Inc.**, Seoul (KR)  
(72) Inventors: **Jinwan Bae**, Seoul (KR); **Hyunggon Ryu**, Gyeonggi-do (KR)  
(73) Assignee: **LG Electronics Inc.**, Seoul (KR)  
(\*\*) Term: **14 Years**  
(21) Appl. No.: **29/451,245**  
(22) Filed: **Mar. 29, 2013**

6,086,395 A *	7/2000	Lloyd et al.	439/172
D449,030 S *	10/2001	Baxter et al.	D13/110
6,544,051 B1 *	4/2003	Su	439/131
D503,679 S *	4/2005	Andre et al.	D13/110
D519,922 S *	5/2006	Andre et al.	D13/110
D575,730 S *	8/2008	Hung	D13/110
D587,191 S *	2/2009	Kim et al.	D13/108
D599,738 S *	9/2009	Amidei et al.	D13/110
D617,276 S *	6/2010	Fahrendorff et al.	D13/138.1
D621,349 S *	8/2010	Nylen	D13/108
D638,355 S *	5/2011	Chen	D13/110
D657,310 S *	4/2012	Fahrendorff et al.	D13/110
D658,122 S *	4/2012	Tsoi	D13/108

\* cited by examiner

(30) **Foreign Application Priority Data**  
Oct. 16, 2012 (KR) ..... 30-2012-0049056

*Primary Examiner* — Derrick Holland  
(74) *Attorney, Agent, or Firm* — Morgan, Lewis & Bockius LLP

(51) **LOC (9) Cl.** ..... **13-02**  
(52) **U.S. Cl.**  
USPC ..... **D13/110**

(57) **CLAIM**  
The ornamental design for a portable adaptor, as shown and described.

(58) **Field of Classification Search**  
USPC ..... D13/110, 107, 108, 118, 119, 123, 133, D13/137.1, 184, 199; D14/155, 242, 251, D14/432, 433, 434; 174/53, 54, 59, 61; 307/11, 150, 151; 320/107, 111, 112, 320/113, 114, 115; 361/679.01; 363/142, 363/146; 439/131, 172, 626, 628, 638  
See application file for complete search history.

**DESCRIPTION**

FIG. 1 is a front, right side, perspective view of a portable adaptor showing our new design;  
FIG. 2 is a front view thereof;  
FIG. 3 is a rear view thereof;  
FIG. 4 is a left side view thereof;  
FIG. 5 is a right side view thereof;  
FIG. 6 is a top view thereof; and  
FIG. 7 is a bottom view thereof.

(56) **References Cited**  
U.S. PATENT DOCUMENTS  
D338,188 S \* 8/1993 Lee et al. .... D13/110

**1 Claim, 5 Drawing Sheets**

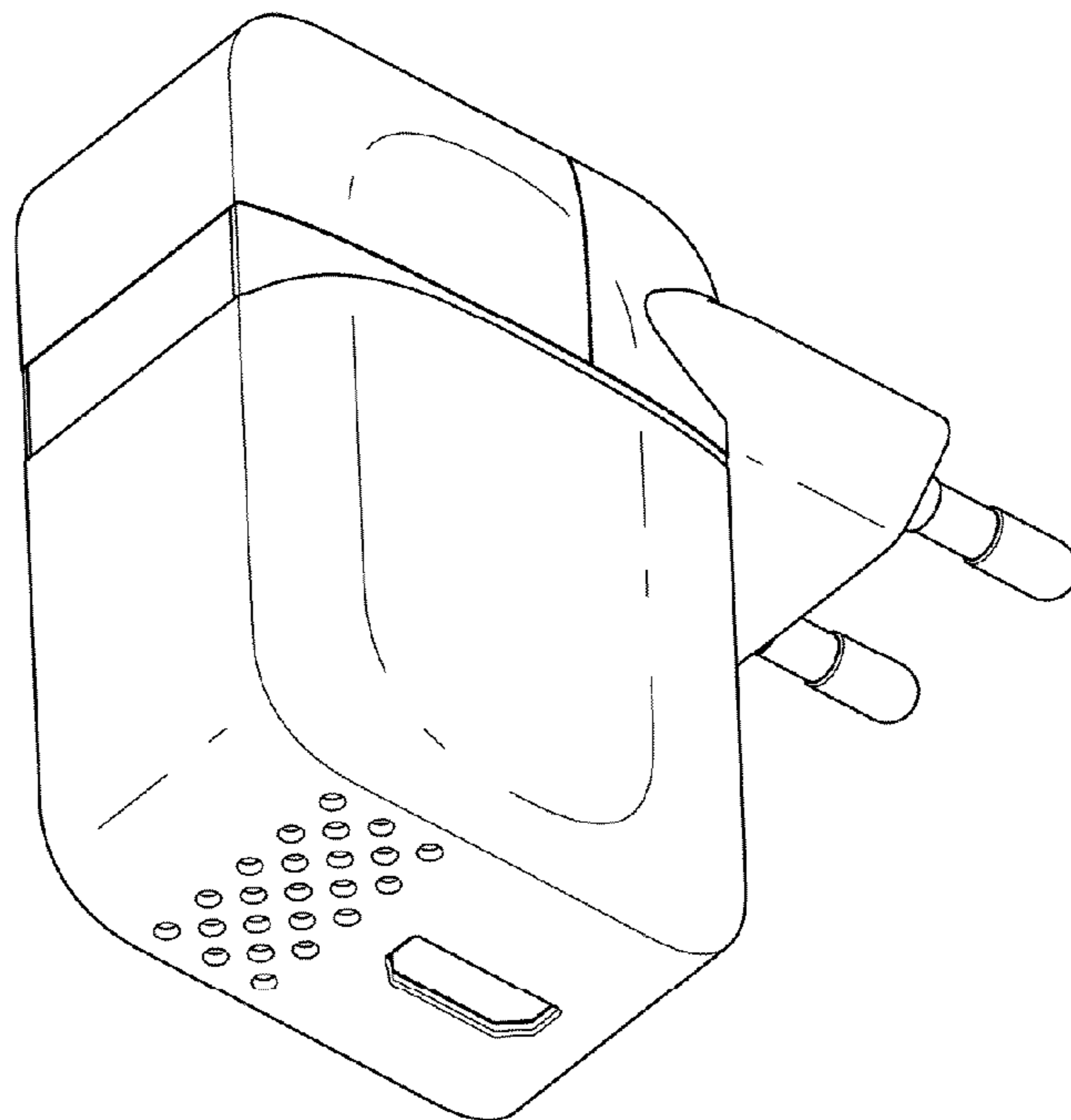


FIG. 1

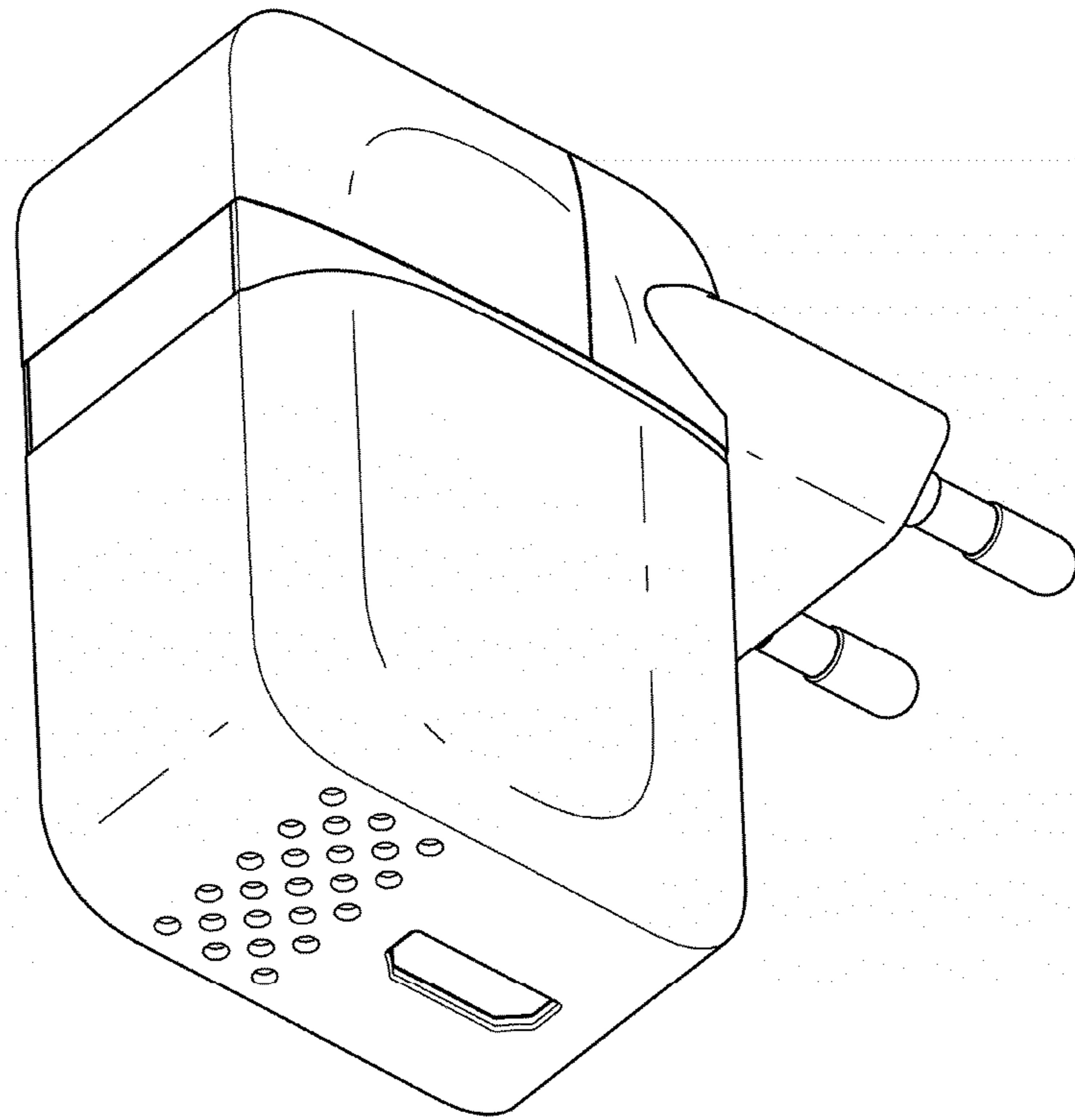


FIG. 2

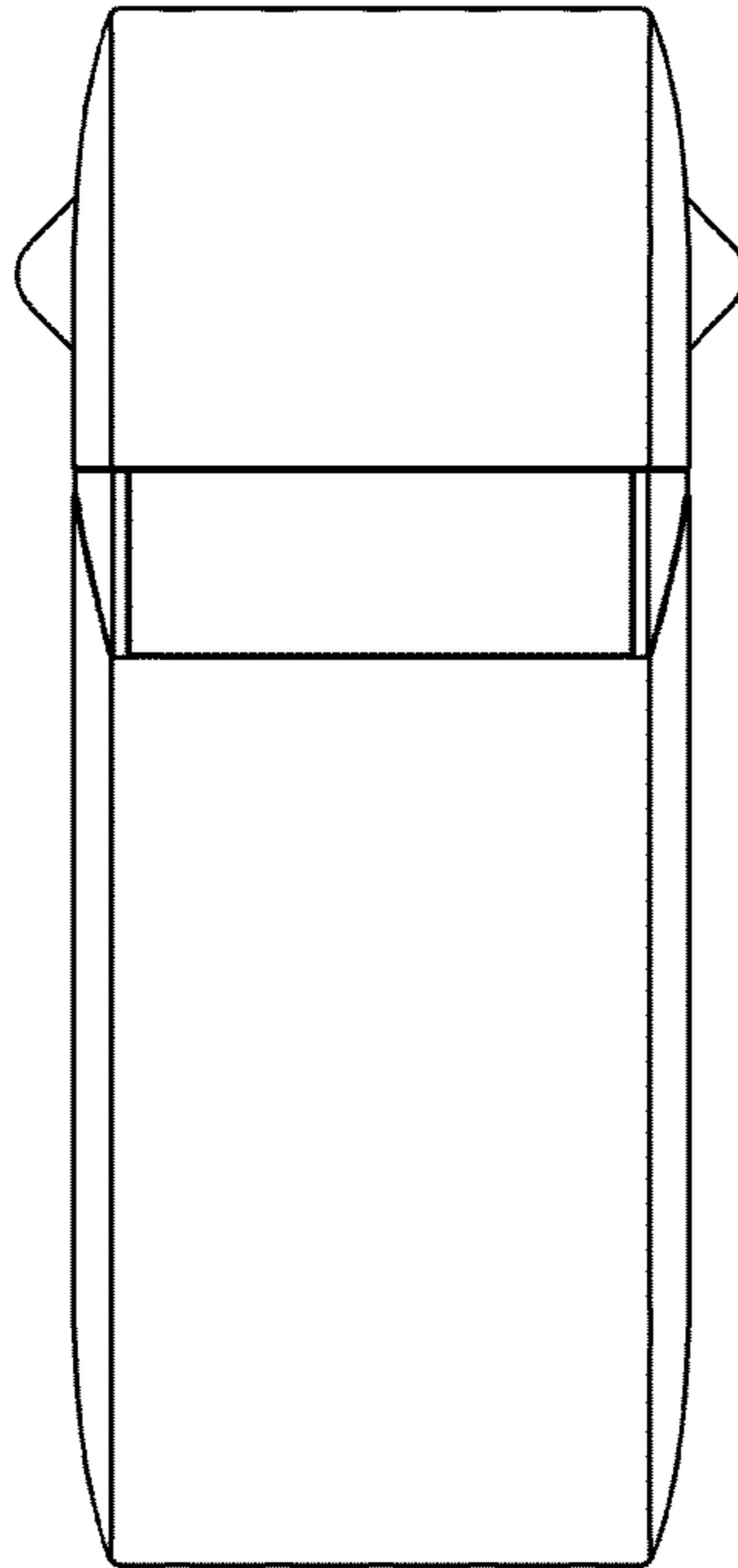


FIG. 3

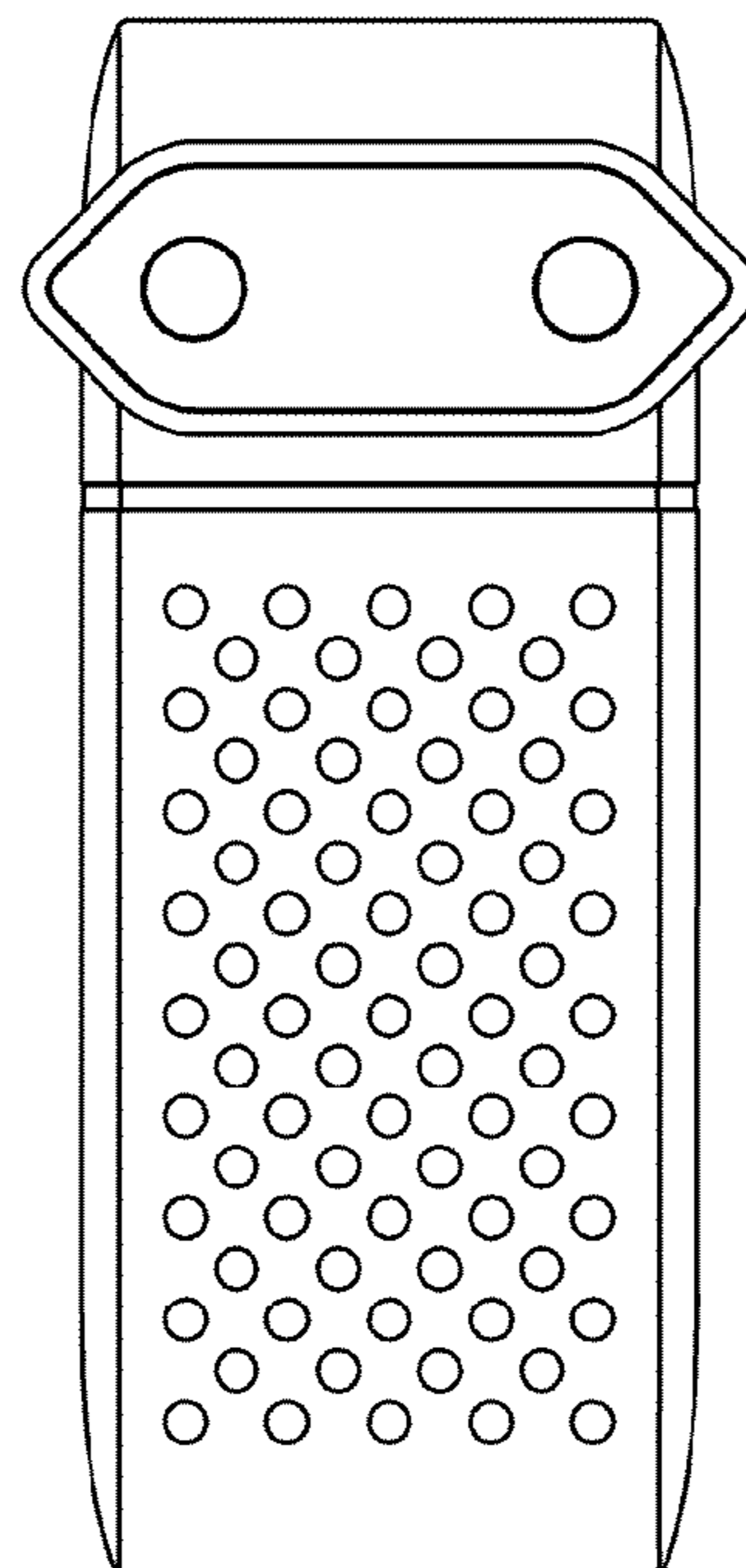


FIG. 4

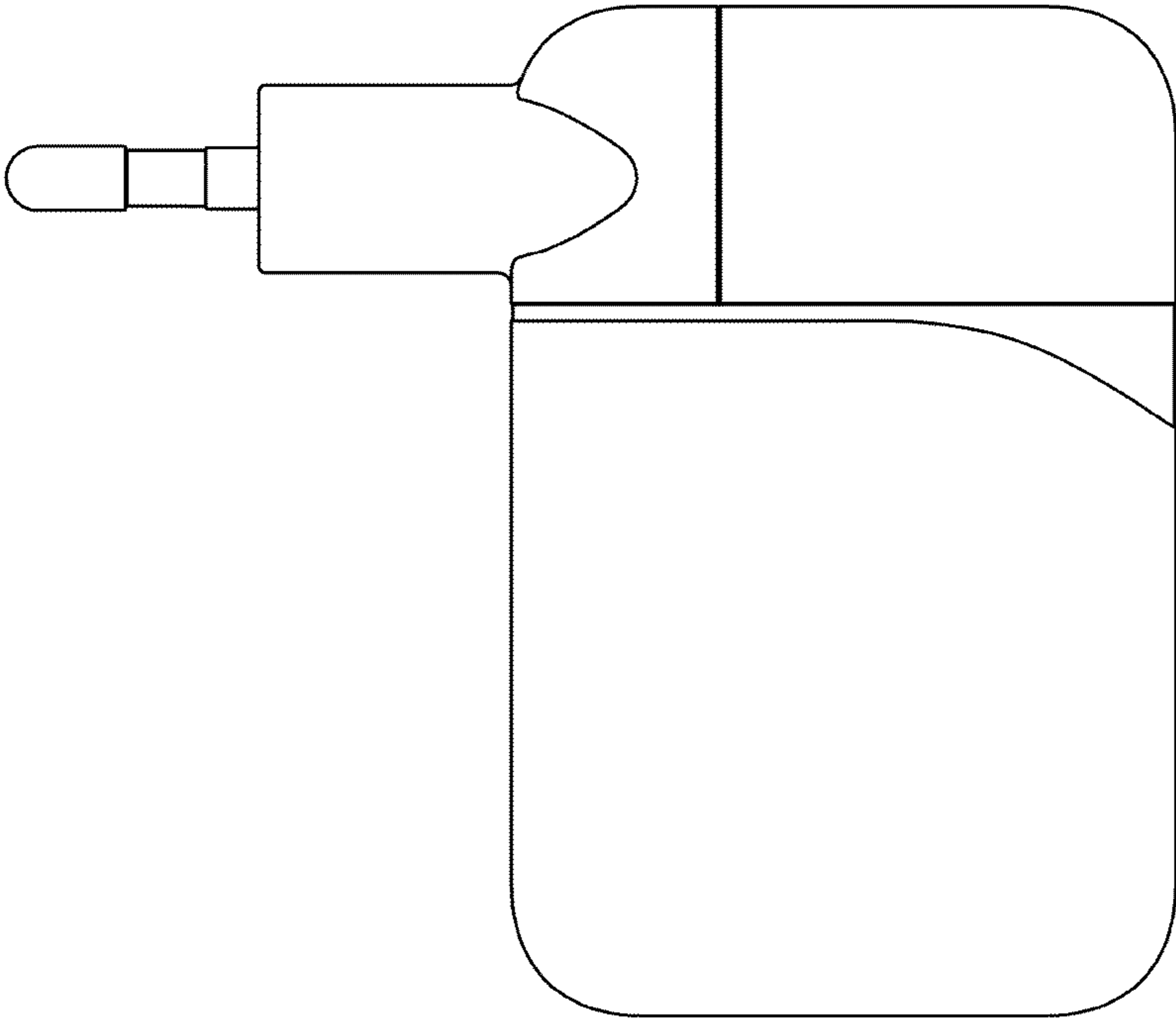


FIG. 5

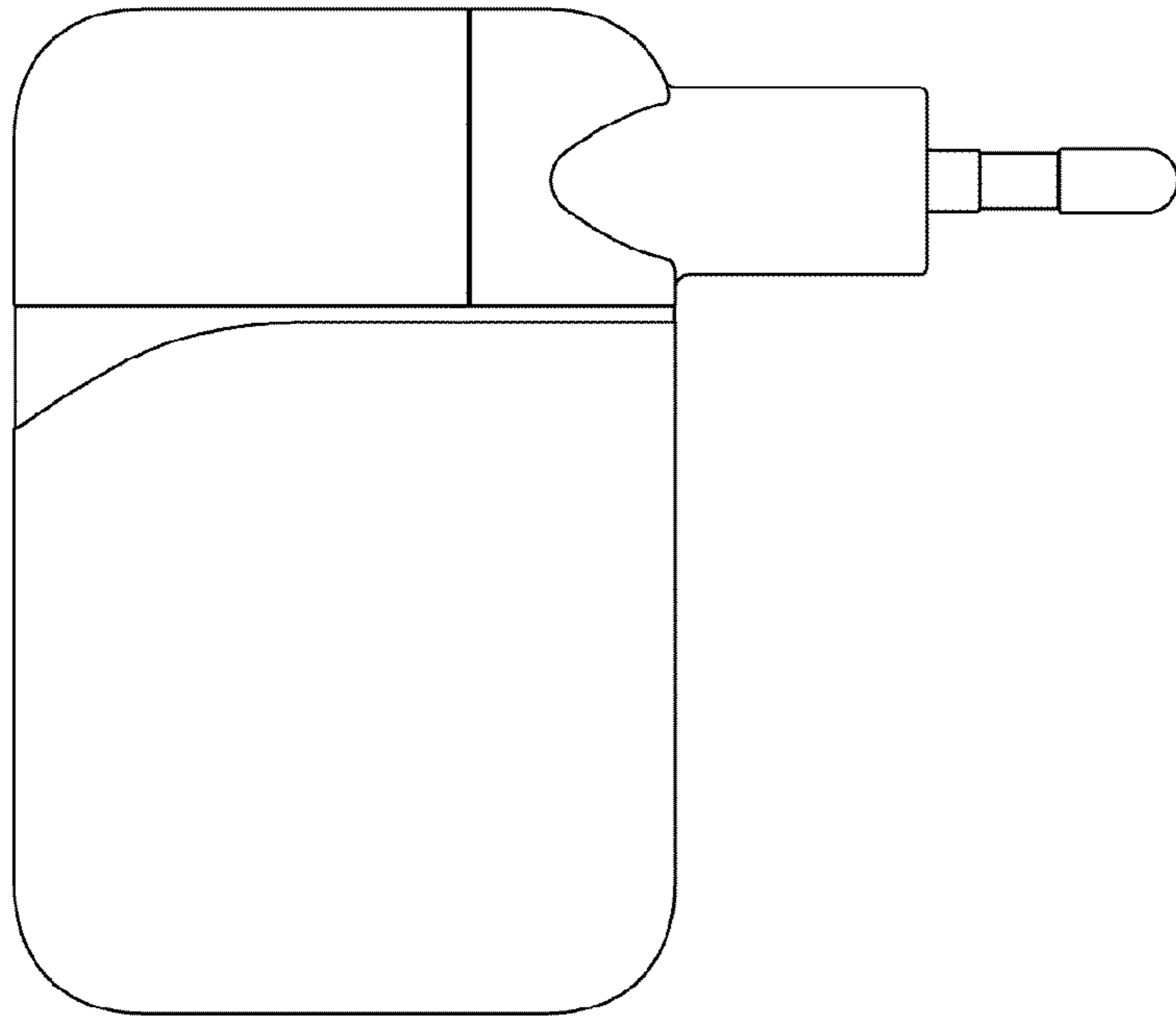


FIG. 6

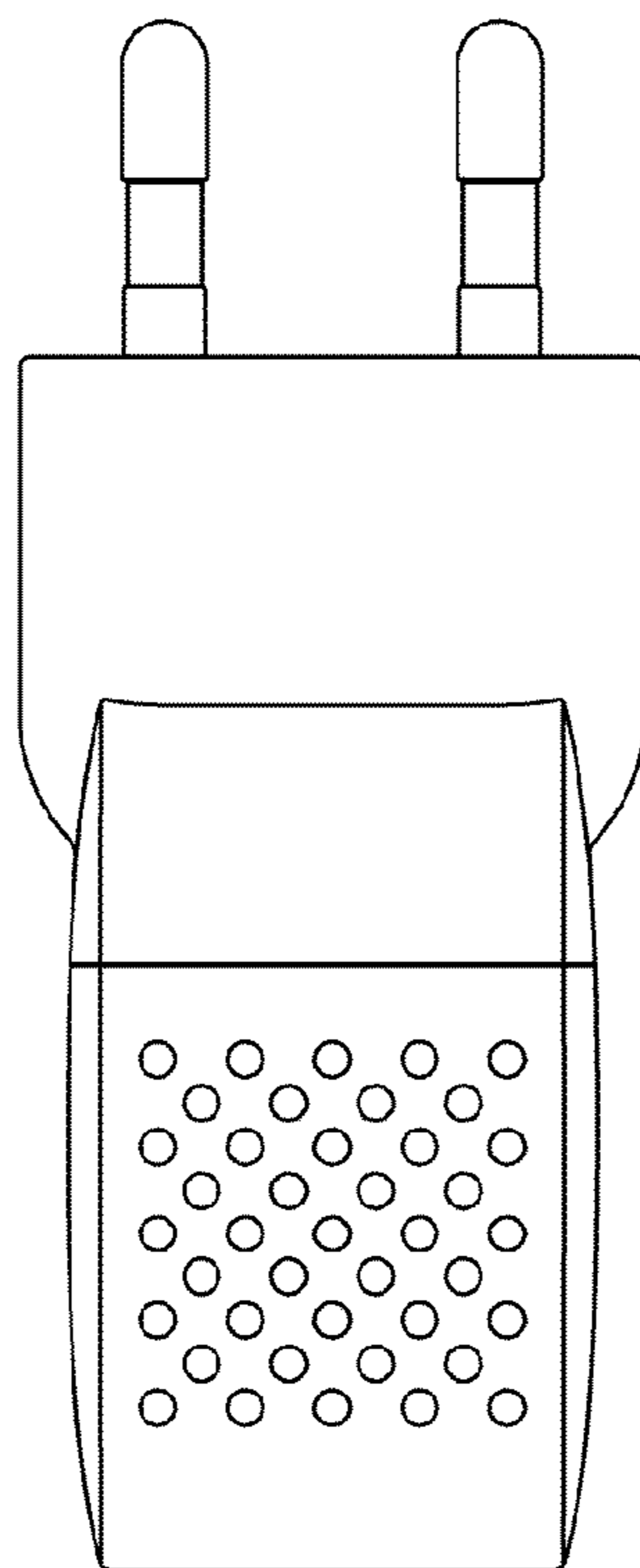


FIG. 7

