

US00D692378S

(12) **United States Design Patent**
Esses

(10) **Patent No.:** **US D692,378 S**
(45) **Date of Patent:** **** Oct. 29, 2013**

(54) **CHARGING SYSTEM**

(71) Applicant: **Premier Accessory Group LLC**,
Edison, NJ (US)

(72) Inventor: **Alfred Esses**, Brooklyn, NY (US)

(73) Assignee: **Premier Accessory Group LLC**,
Edison, NJ (US)

(**) Term: **14 Years**

(21) Appl. No.: **29/449,806**

(22) Filed: **Mar. 15, 2013**

(51) **LOC (9) Cl.** **13-02**

(52) **U.S. Cl.**
USPC **D13/110**

(58) **Field of Classification Search**
USPC D13/110, 103, 107, 108, 118, 119, 123,
D13/133, 137.1, 184, 199; D14/240, 251,
D14/356, 432, 433, 434; 174/53, 54, 59, 61;
307/11, 150, 151; 320/107, 111, 112,
320/113, 114, 115; 361/679.01; 363/142,
363/146; 439/131, 172, 626, 628, 638
See application file for complete search history.

(56) **References Cited**

U.S. PATENT DOCUMENTS

D412,487 S * 8/1999 Nagele et al. D13/108
D425,017 S * 5/2000 Leung D13/110
D436,918 S * 1/2001 Matsuda D13/110
D470,826 S * 2/2003 Bergmann D13/184

D540,742 S * 4/2007 Bell D13/107
D544,834 S * 6/2007 Weinstein D13/110
D552,081 S * 10/2007 Yano D14/214
D553,564 S * 10/2007 Kuo D13/110
D568,814 S * 5/2008 Hung D13/123
D582,846 S * 12/2008 Lett D13/110
D615,033 S * 5/2010 Baker et al. D13/107
D615,492 S * 5/2010 Mibayashi D13/110
D618,167 S * 6/2010 Tiffe D13/103
D654,867 S * 2/2012 Huppe D13/110

* cited by examiner

Primary Examiner — Derrick Holland

(74) *Attorney, Agent, or Firm* — Gottlieb, Rackman & Reisman, P.C.

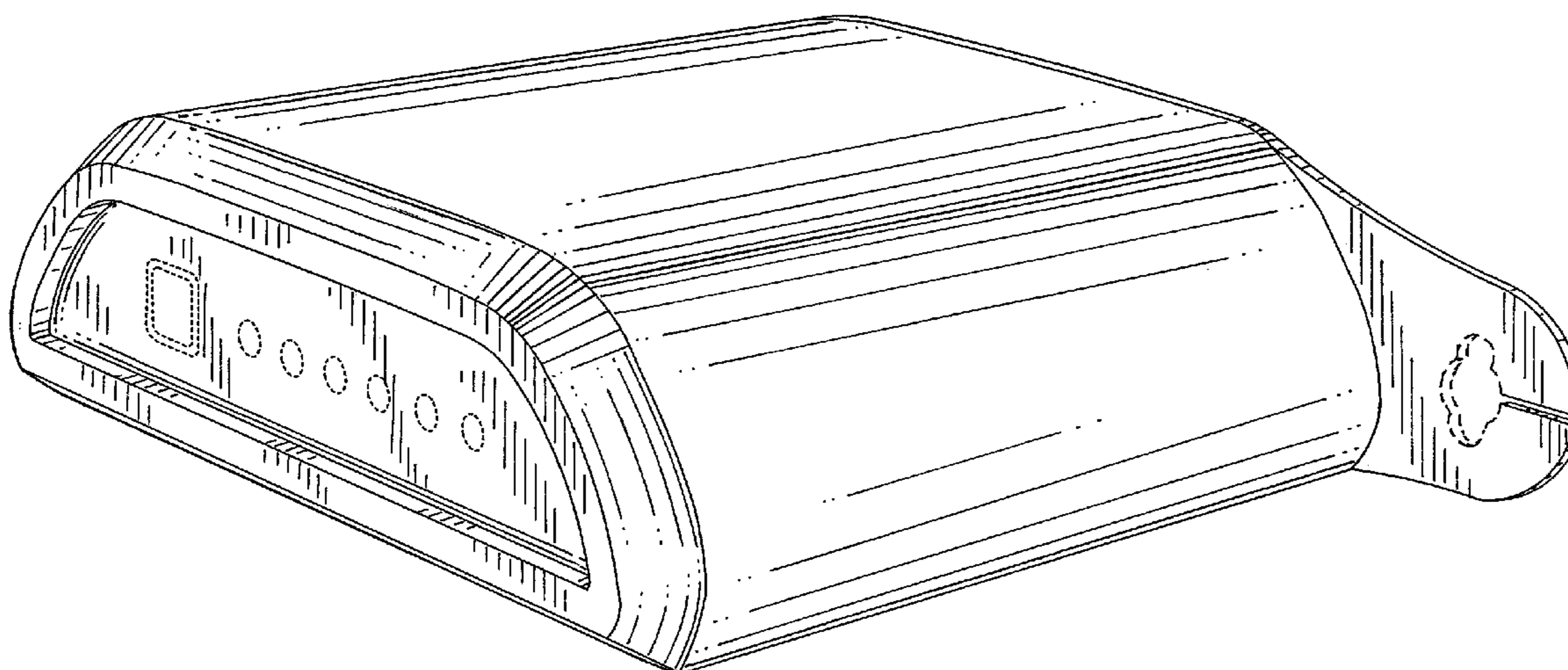
(57) **CLAIM**

The ornamental design for a charging system, as shown and described.

DESCRIPTION

FIG. 1 is a top, front, right side perspective view of a charging system having the design of my invention;
FIG. 2 is a top plan view thereof;
FIG. 3 is a front elevation view thereof;
FIG. 4 is a right side elevation view thereof;
FIG. 5 is a left side elevation thereof;
FIG. 6 is a rear elevation view thereof; and,
FIG. 7 is a bottom plan view thereof.
The broken lines shown represent unclaimed subject matter and form no part of the claimed design.

1 Claim, 4 Drawing Sheets



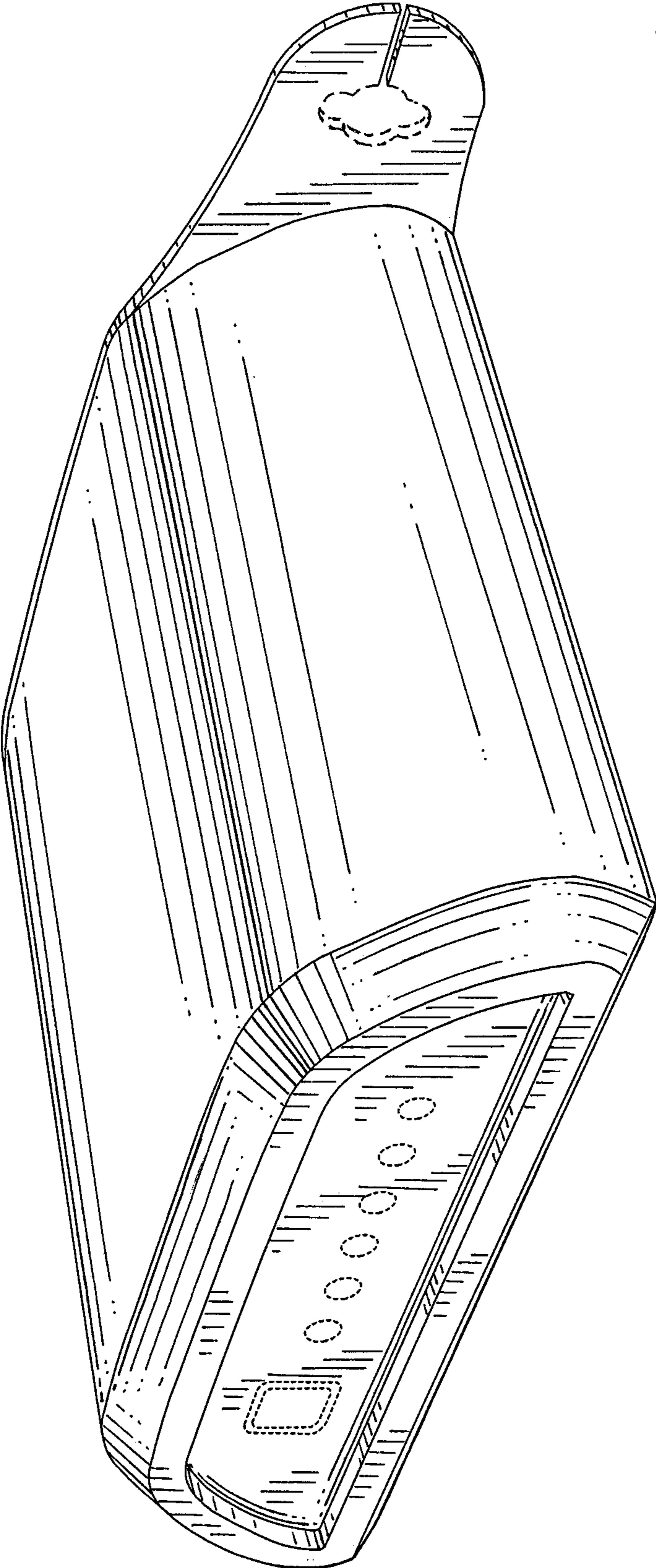


FIG. 1

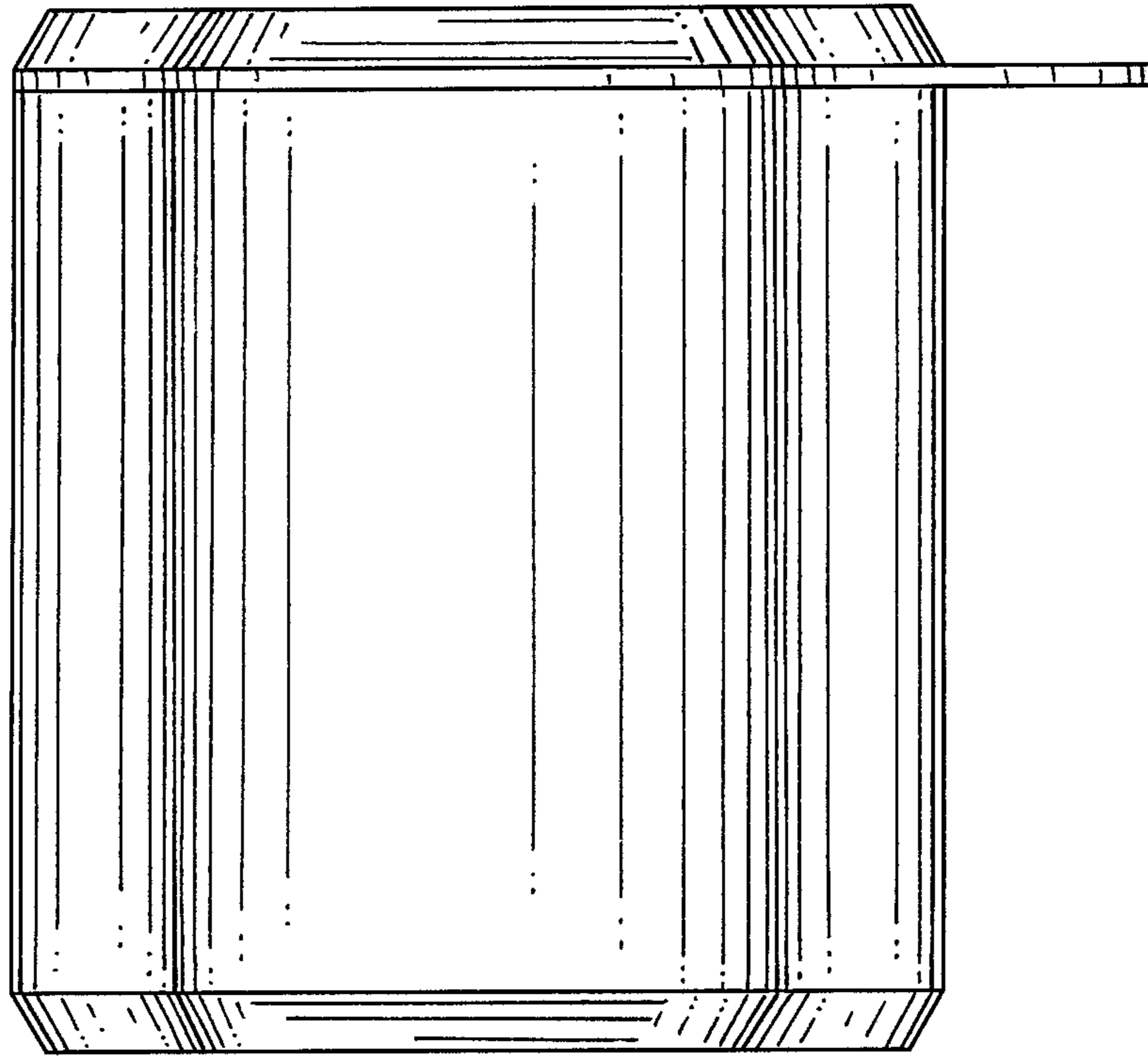


FIG. 2

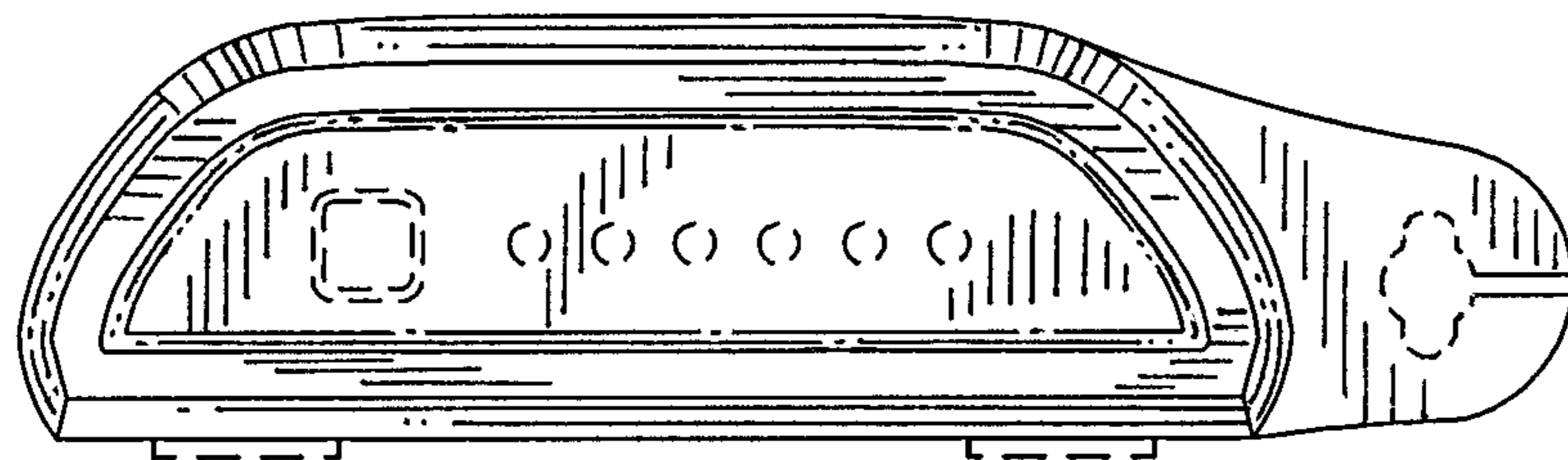


FIG. 3




FIG. 4




FIG. 5

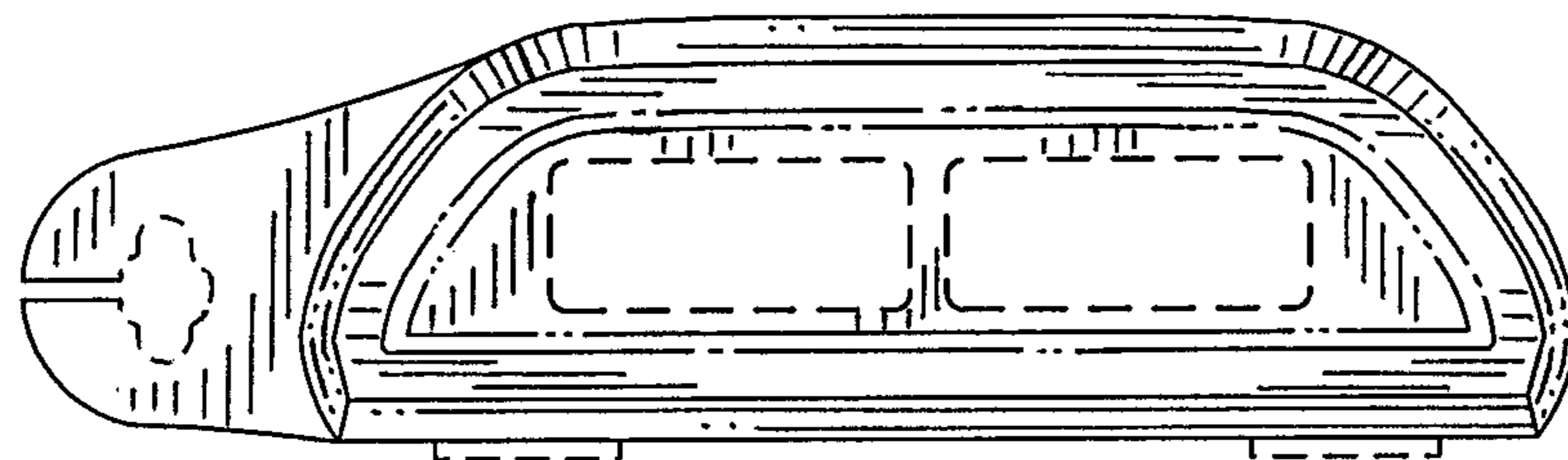


FIG. 6

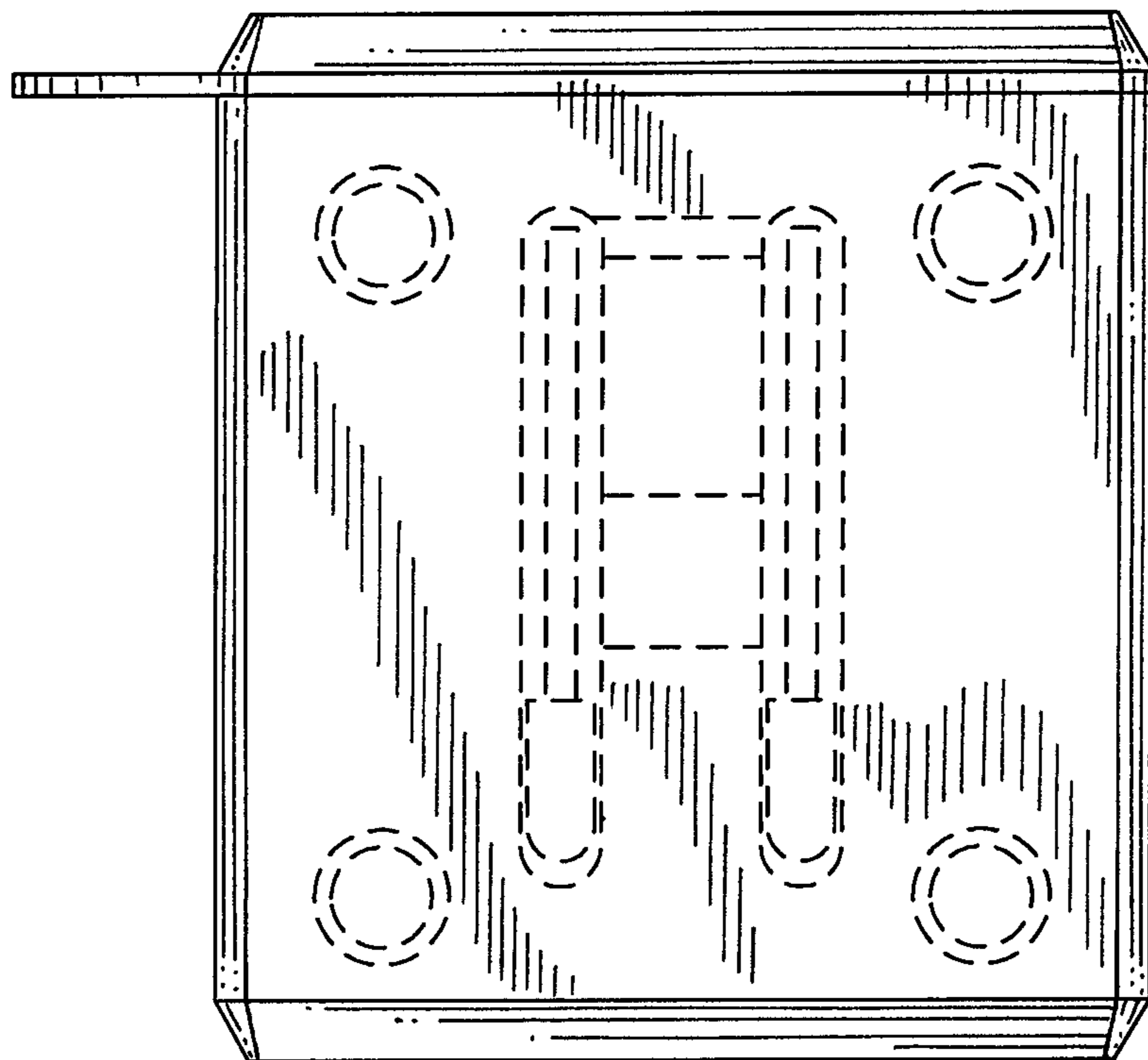


FIG. 7