

US00D692366S

(12) **United States Design Patent**
Cote et al.

(10) **Patent No.:** **US D692,366 S**

(45) **Date of Patent:** **** Oct. 29, 2013**

- (54) **FRONT FAIRING**
- (75) Inventors: **Andre Cote**, Longueuil (CA); **Steve Tetreault**, Sherbrooke (CA)
- (73) Assignee: **Bombardier Recreational Products Inc.**, Valcourt (CA)

D608,719 S	1/2010	Cote et al.	
D630,151 S *	1/2011	Cote	D12/307
D630,995 S *	1/2011	Cote et al.	D12/317
D632,632 S	2/2011	Cote	
D636,323 S *	4/2011	Cote	D12/317
D636,324 S *	4/2011	Cote	D12/317
D637,544 S	5/2011	Cote et al.	
D644,590 S *	9/2011	Cote et al.	D12/317
D647,839 S *	11/2011	Seymour	D12/307

(**) **Term:** **14 Years**

* cited by examiner

(21) **Appl. No.:** **29/394,370**

Primary Examiner — Cynthia M Chin

(22) **Filed:** **Jun. 16, 2011**

(74) *Attorney, Agent, or Firm* — BCF LLP

(51) **LOC (9) Cl.** **12-06**

(52) **U.S. Cl.**
USPC **D12/317; D12/307**

(58) **Field of Classification Search**
USPC D12/6–11, 300–318; 114/55.5,
114/55.51–55.58, 345; D21/770
See application file for complete search history.

(57) **CLAIM**

The ornamental design for a front fairing, as shown and described.

DESCRIPTION

FIG. 1 is a perspective view taken from a front, left side of a front fairing according our design;
FIG. 2 is a front elevation view thereof;
FIG. 3 is a right side elevation view thereof;
FIG. 4 is a left side elevation view thereof;
FIG. 5 is a top plan view thereof; and,
FIG. 6 is a perspective view taken from a front, left side of a front fairing of FIG. 1 shown on a personal watercraft shown in dotted lines.

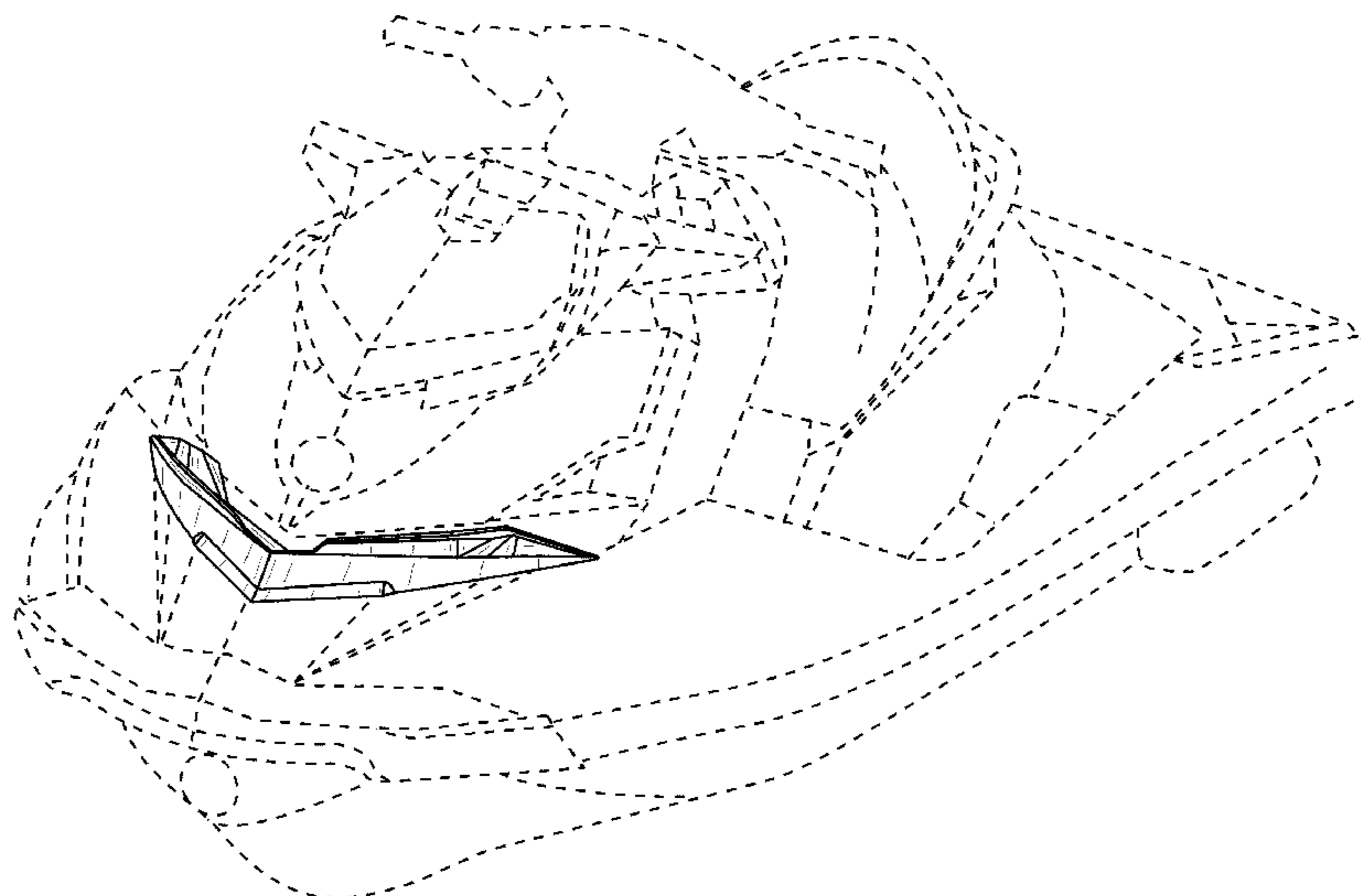
Throughout the Figures, where shown, the elements of the front fairing shown in dotted lines are for illustrative purposes only and do not form part of the claimed design. In FIG. 6, the personal watercraft shown in dotted lines is shown for illustrative purposes only and does not form part of the claimed design. Portions of the front fairing not shown in the Figures and not otherwise described in this Specification do not form part of the claimed design.

(56) **References Cited**

U.S. PATENT DOCUMENTS

D464,015 S	10/2002	Bucaccio et al.	
D476,613 S *	7/2003	Bills et al.	D12/317
D479,602 S	9/2003	Bainton	
D483,316 S *	12/2003	Maeda et al.	D12/317
D485,527 S	1/2004	Cassell et al.	
D487,718 S *	3/2004	Bills et al.	D12/317
D492,638 S *	7/2004	Cassell	D12/317
D501,820 S *	2/2005	Bucaccio et al.	D12/317
D507,230 S *	7/2005	Bucaccio et al.	D12/317
D510,900 S	10/2005	Bucaccio et al.	
D515,457 S *	2/2006	Deluy	D12/7
D516,006 S	2/2006	Bucaccio et al.	
D519,438 S *	4/2006	Bucaccio et al.	D12/307
D550,603 S	9/2007	Cote et al.	
D574,314 S *	8/2008	Kato et al.	D12/307
D603,319 S	11/2009	Cote et al.	

1 Claim, 5 Drawing Sheets



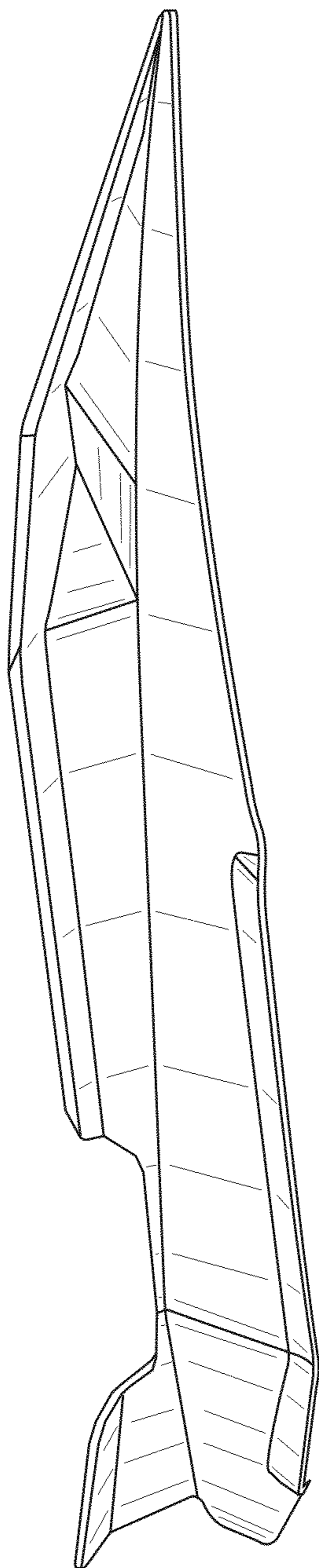


FIG. 1

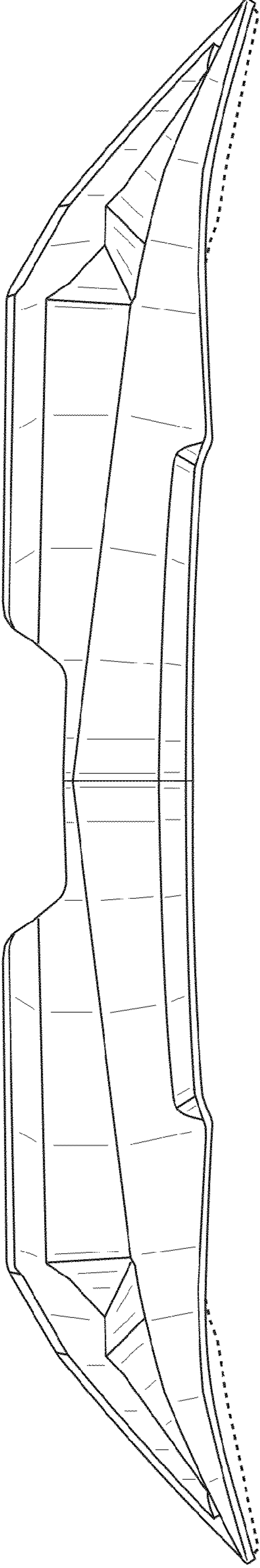


FIG. 2

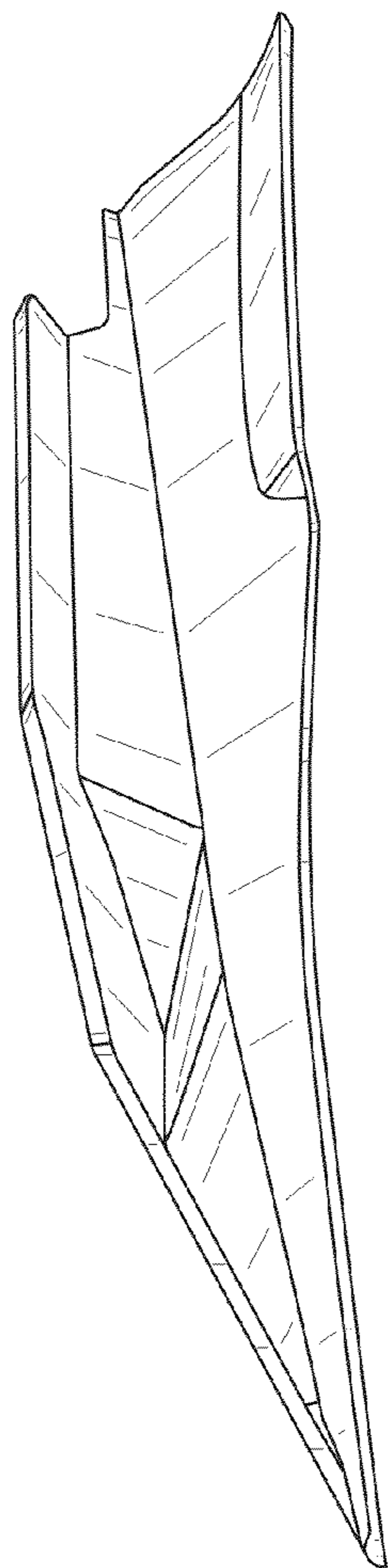


FIG. 3

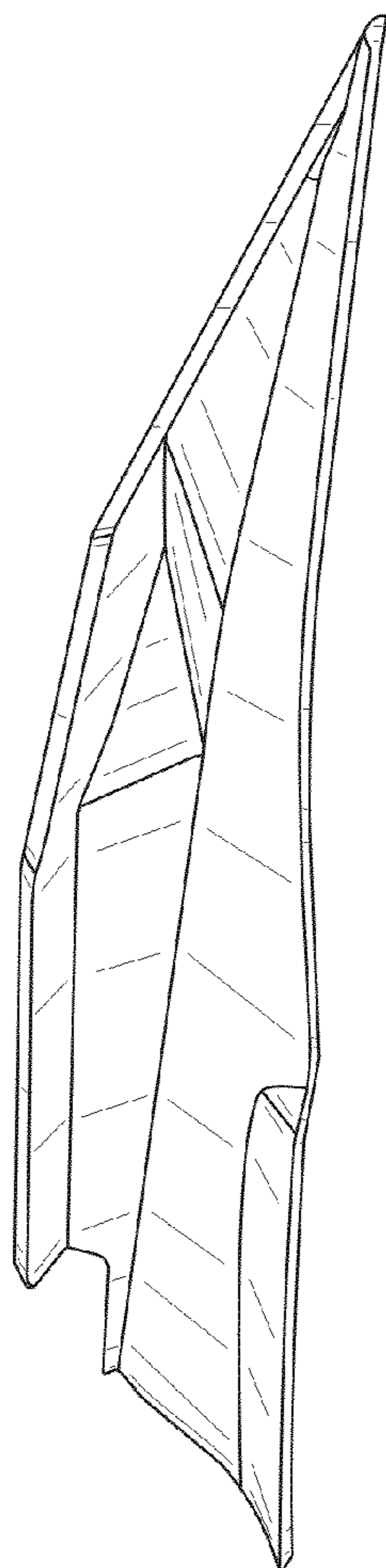


FIG. 4

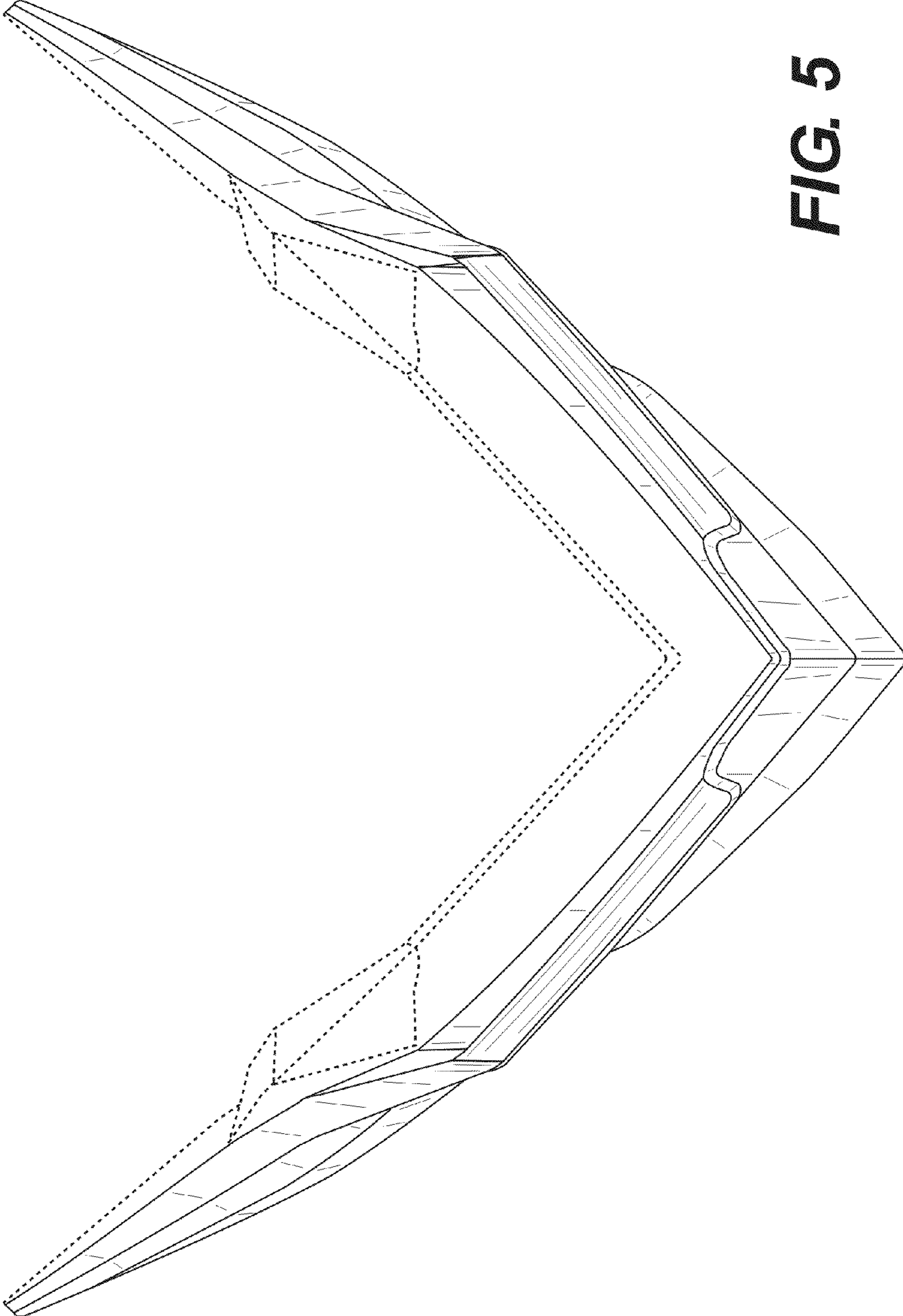


FIG. 5

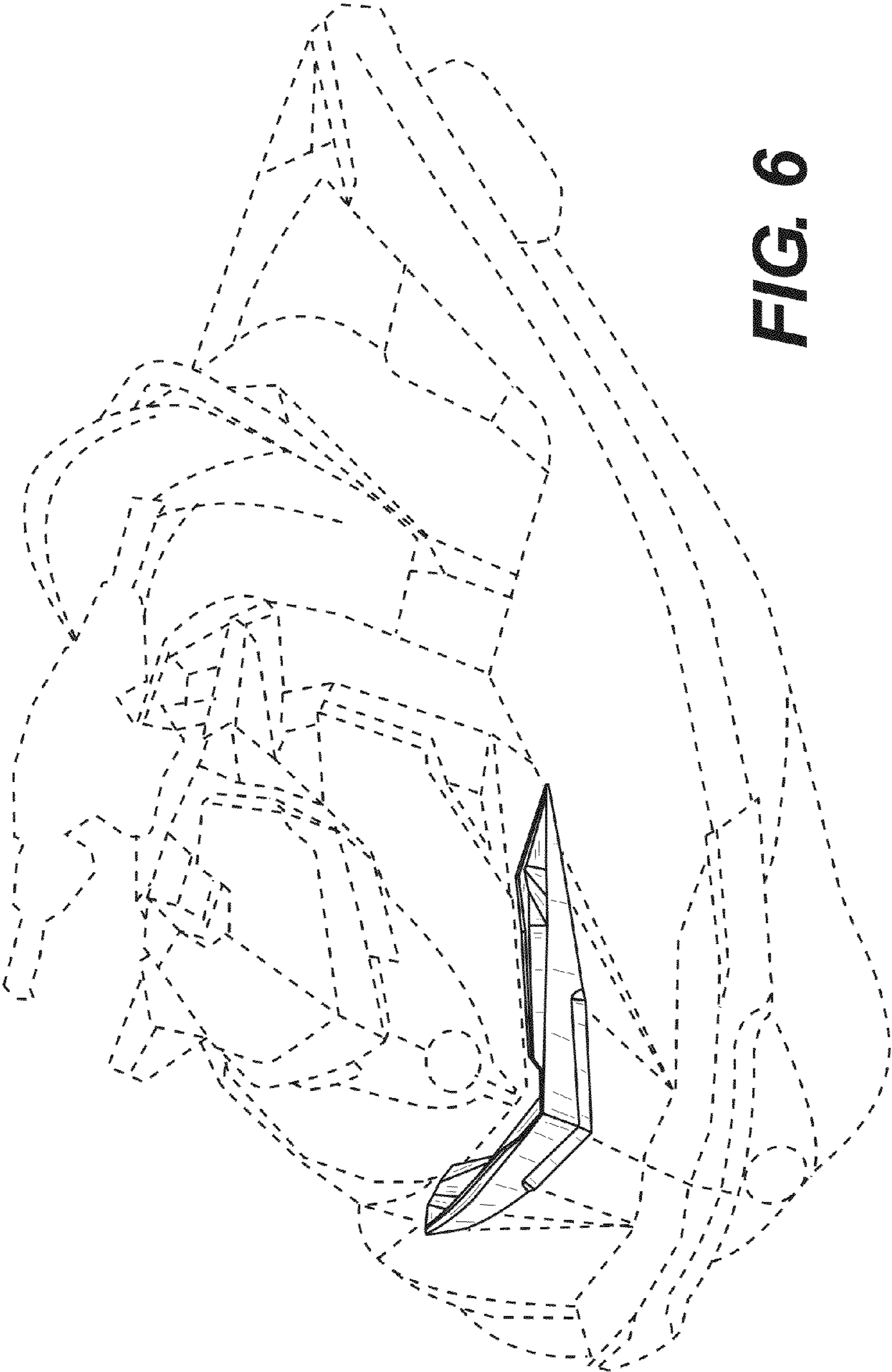


FIG. 6