



US00D692364S

(12) **United States Design Patent**  
**Barnes et al.**

(10) **Patent No.:** **US D692,364 S**  
(45) **Date of Patent:** **\*\* Oct. 29, 2013**

(54) **WHEEL**

(75) Inventors: **Ian Barnes**, Coventry (GB); **Andrew Wheel**, Coventry (GB)

(73) Assignee: **Land Rover** (GB)

(\*\*) Term: **14 Years**

(21) Appl. No.: **29/430,525**

(22) Filed: **Aug. 27, 2012**

(30) **Foreign Application Priority Data**

Feb. 27, 2012 (EM) ..... 001998782

(51) **LOC (9) Cl.** ..... **12-16**

(52) **U.S. Cl.**  
USPC ..... **D12/209**

(58) **Field of Classification Search**  
USPC ..... D12/204-213; 301/37.101, 64.101, 65,  
301/64.201  
See application file for complete search history.

(56) **References Cited**

**U.S. PATENT DOCUMENTS**

D499,686 S \* 12/2004 Song ..... D12/211  
D528,959 S \* 9/2006 Sycha ..... D12/209

D567,738 S \* 4/2008 Habib et al. .... D12/211  
D624,862 S \* 10/2010 Zhao ..... D12/209  
D635,076 S \* 3/2011 De Bono ..... D12/209  
D647,450 S \* 10/2011 Platto et al. .... D12/209  
D666,953 S \* 9/2012 Pollmann ..... D12/209  
D667,769 S \* 9/2012 Pollmann ..... D12/209  
D671,480 S \* 11/2012 Cepkova ..... D12/209  
D671,481 S \* 11/2012 Amezqueta ..... D12/211  
D673,493 S \* 1/2013 Lemke ..... D12/209

\* cited by examiner

*Primary Examiner* — Stacia Cadmus

(74) *Attorney, Agent, or Firm* — Rader, Fishman & Grauer PLLC


(57) **CLAIM**


The ornamental design for a wheel, as shown and described.

**DESCRIPTION**

FIG. 1 is a perspective view of a wheel;  
FIG. 2 is a supplemental perspective view of a wheel;  
FIG. 3 is a front view of a wheel;  
FIG. 4 is a rear view of a wheel; and,  
FIG. 5 is a profile view of a wheel.  
Portions of FIGS. 1-5 that are shown as broken lines are for illustrative purpose only and form no part of the claimed design.

**1 Claim, 4 Drawing Sheets**





*FIG. 1*



FIG. 2



FIG. 3

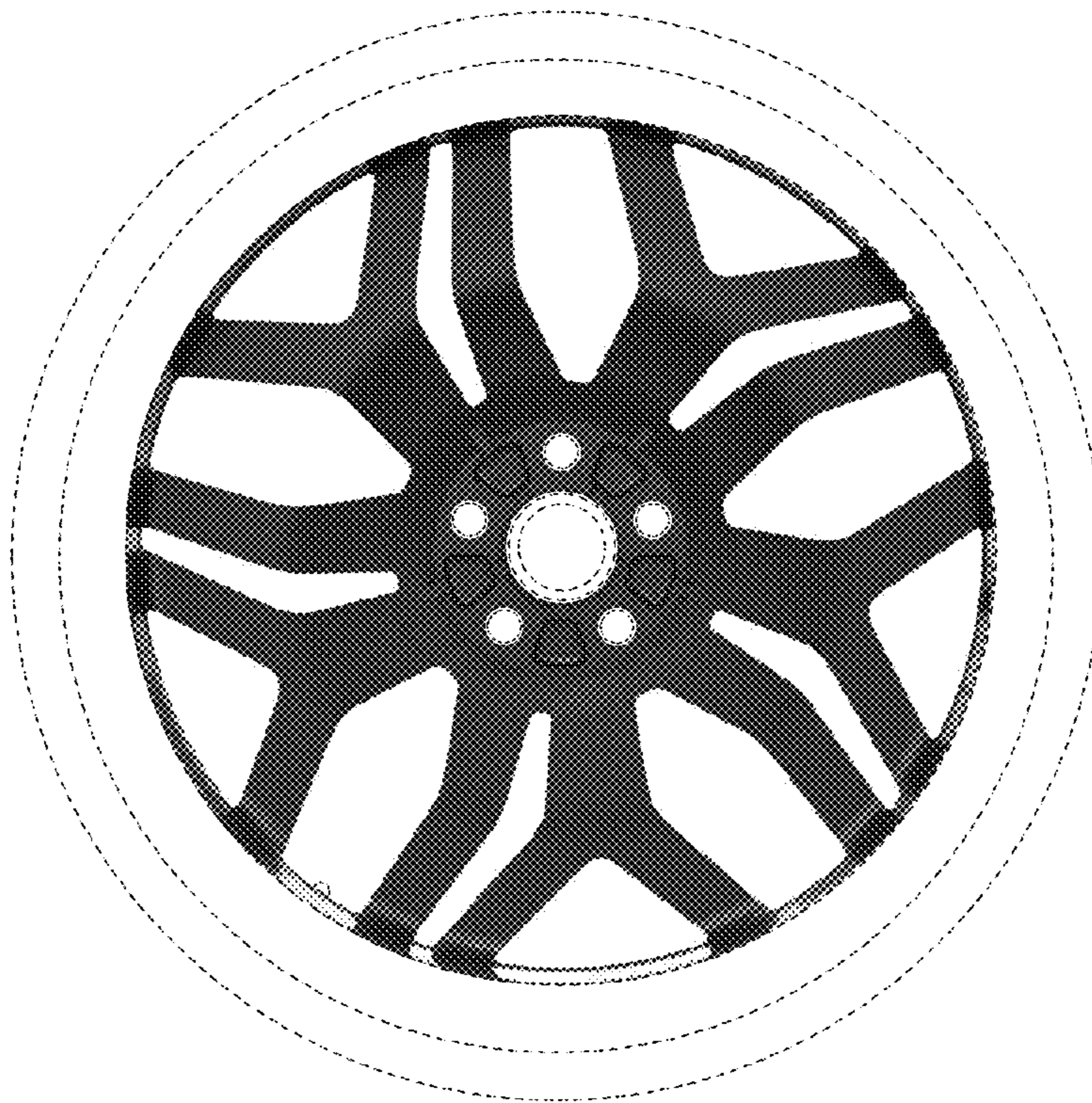


FIG. 4




FIG. 5