



US00D692361S

(12) **United States Design Patent**
Lu

(10) **Patent No.:** **US D692,361 S**
(45) **Date of Patent:** **** Oct. 29, 2013**

(54) **VEHICLE FLOOR MAT**

(71) Applicant: **Michael Lu**, Tainan (TW)

(72) Inventor: **Michael Lu**, Tainan (TW)

(73) Assignee: **Packy Poda Inc.**, Tainan (TW)

(**) Term: **14 Years**

(21) Appl. No.: **29/451,243**

(22) Filed: **Mar. 29, 2013**

(51) **LOC (9) Cl.** **12-16**

(52) **U.S. Cl.**
USPC **D12/203**

(58) **Field of Classification Search**
USPC D12/203; D6/582-586, 592-594;
280/163-164.1; 15/215-217;
428/138.141; 296/97.23
See application file for complete search history.

(56) **References Cited**

U.S. PATENT DOCUMENTS

D432,478 S * 10/2000 Lu D12/203
D469,726 S * 2/2003 Kraines D12/203
D482,646 S * 11/2003 Lu D12/203

D488,419 S * 4/2004 Lu D12/203
D514,043 S * 1/2006 Hussaini et al. D12/203
D555,563 S * 11/2007 Iacovelli et al. D12/203
D556,112 S * 11/2007 Lu D12/203
D569,318 S * 5/2008 Kraines D12/203
D613,226 S * 4/2010 Lu D12/203
D633,425 S * 3/2011 Lu D12/203
D666,951 S * 9/2012 Lu D12/203

* cited by examiner

Primary Examiner — Stacia Cadmus

(74) *Attorney, Agent, or Firm* — Alan Kamrath; Kamrath IP Lawfirm, P.A.

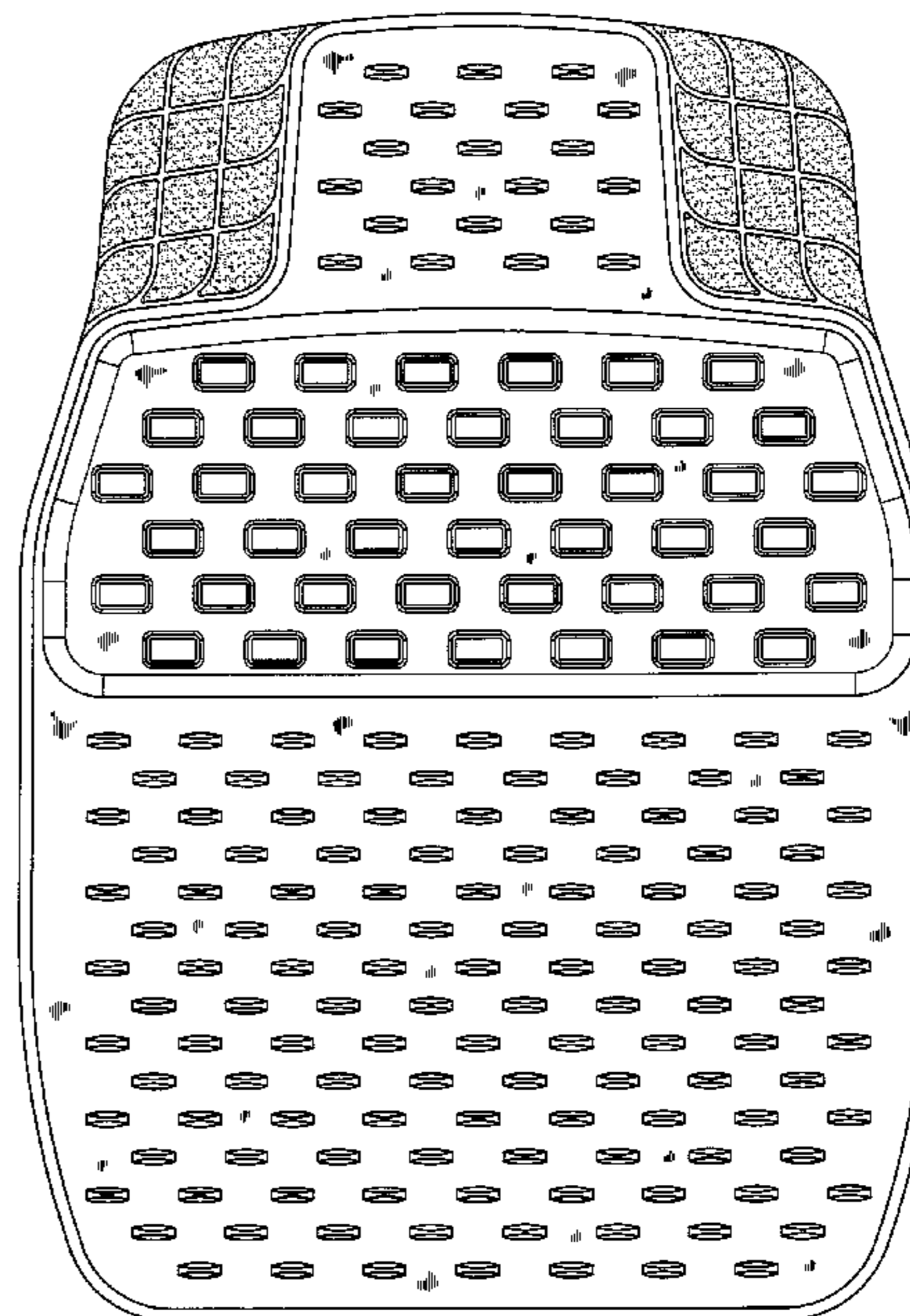
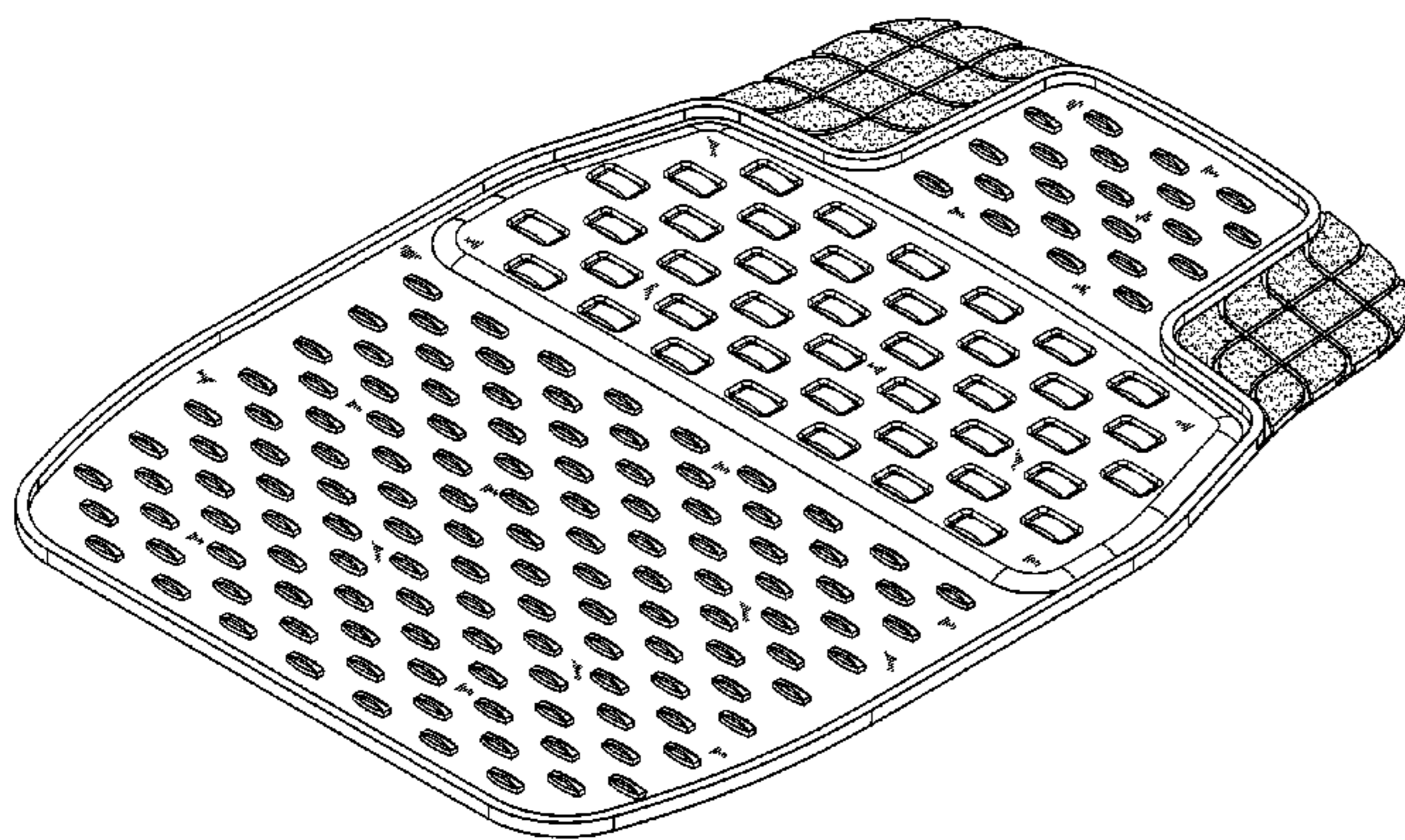
(57) **CLAIM**

The ornamental design for a vehicle floor mat, as shown and described.

DESCRIPTION

FIG. 1 is a perspective view of a vehicle floor mat showing my design;
FIG. 2 is a front elevational view thereof;
FIG. 3 is a rear elevational view thereof;
FIG. 4 is a left side elevational view thereof;
FIG. 5 is a right side elevational view thereof; and,
FIG. 6 is a top plan view thereof.

1 Claim, 4 Drawing Sheets



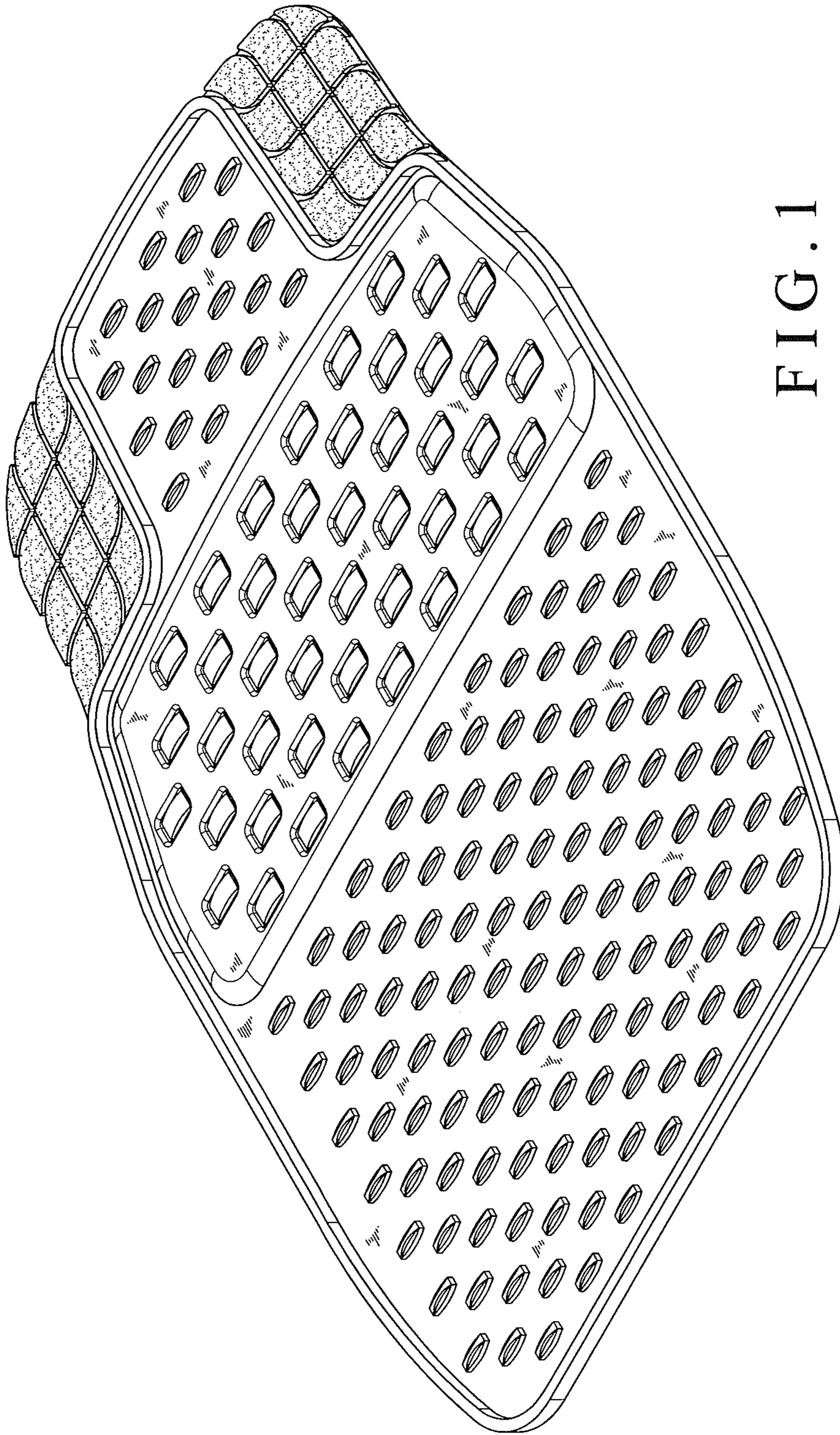


FIG. 1



FIG. 2




FIG. 3



FIG. 4



FIG. 5

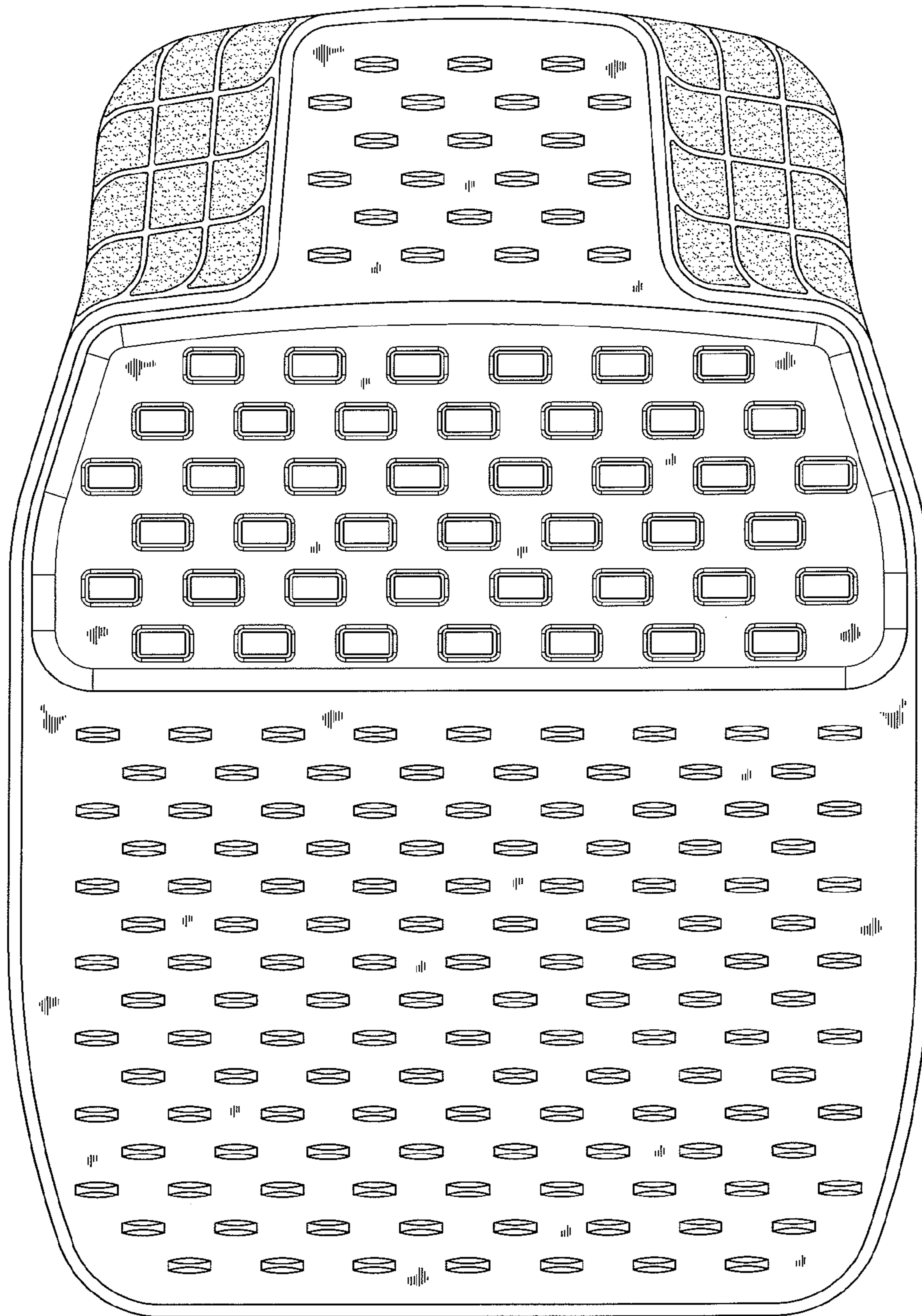


FIG. 6