



US00D692359S

(12) **United States Design Patent**  
**Lemon et al.**

(10) **Patent No.:** **US D692,359 S**  
(45) **Date of Patent:** **\*\* Oct. 29, 2013**

(54) **EXHAUST PIPE SET FOR A MINIVAN**

(56) **References Cited**

(76) Inventors: **Shawna Cannon Lemon**, Morrisville,  
NC (US); **Brian Allen Lemon**,  
Morrisville, NC (US)

U.S. PATENT DOCUMENTS

(\*\*) Term: **14 Years**

2,909,235	A	*	10/1959	Beranek	.....	181/252
D467,209	S	*	12/2002	Burns	.....	D12/194
D488,755	S	*	4/2004	Kulla	.....	D12/194
D534,848	S	*	1/2007	Murkett	.....	D12/194
D539,716	S	*	4/2007	Kulla	.....	D12/194
D547,698	S	*	7/2007	Kulla	.....	D12/92
D558,657	S	*	1/2008	Davidson	.....	D12/194
D559,753	S	*	1/2008	Pfeiffer	.....	D12/194
D579,392	S	*	10/2008	Saracoglu	.....	D12/194
7,686,131	B1	*	3/2010	Osterkamp et al.	.....	181/227
D619,067	S	*	7/2010	Lemon	.....	D12/194
D641,676	S	*	7/2011	Lemon	.....	D12/194
2009/0265934	A1	*	10/2009	Lee et al.	.....	29/890.08

(21) Appl. No.: **29/420,203**

(22) Filed: **May 7, 2012**

**Related U.S. Application Data**

(63) Continuation-in-part of application No. 29/366,332, filed on Jul. 23, 2010, now abandoned, which is a continuation-in-part of application No. 29/349,854, filed on May 10, 2010, now Pat. No. Des. 641,676, which is a continuation-in-part of application No. 29/312,543, filed on Oct. 29, 2008, now Pat. No. Des. 619,067.

\* cited by examiner

*Primary Examiner* — Michael A Pratt

(51) **LOC (9) Cl.** ..... **12-16**

(57) **CLAIM**

(52) **U.S. Cl.**

The ornamental design for an exhaust pipe set for a minivan, substantially as shown and described.

USPC ..... **D12/194**

**DESCRIPTION**

(58) **Field of Classification Search**

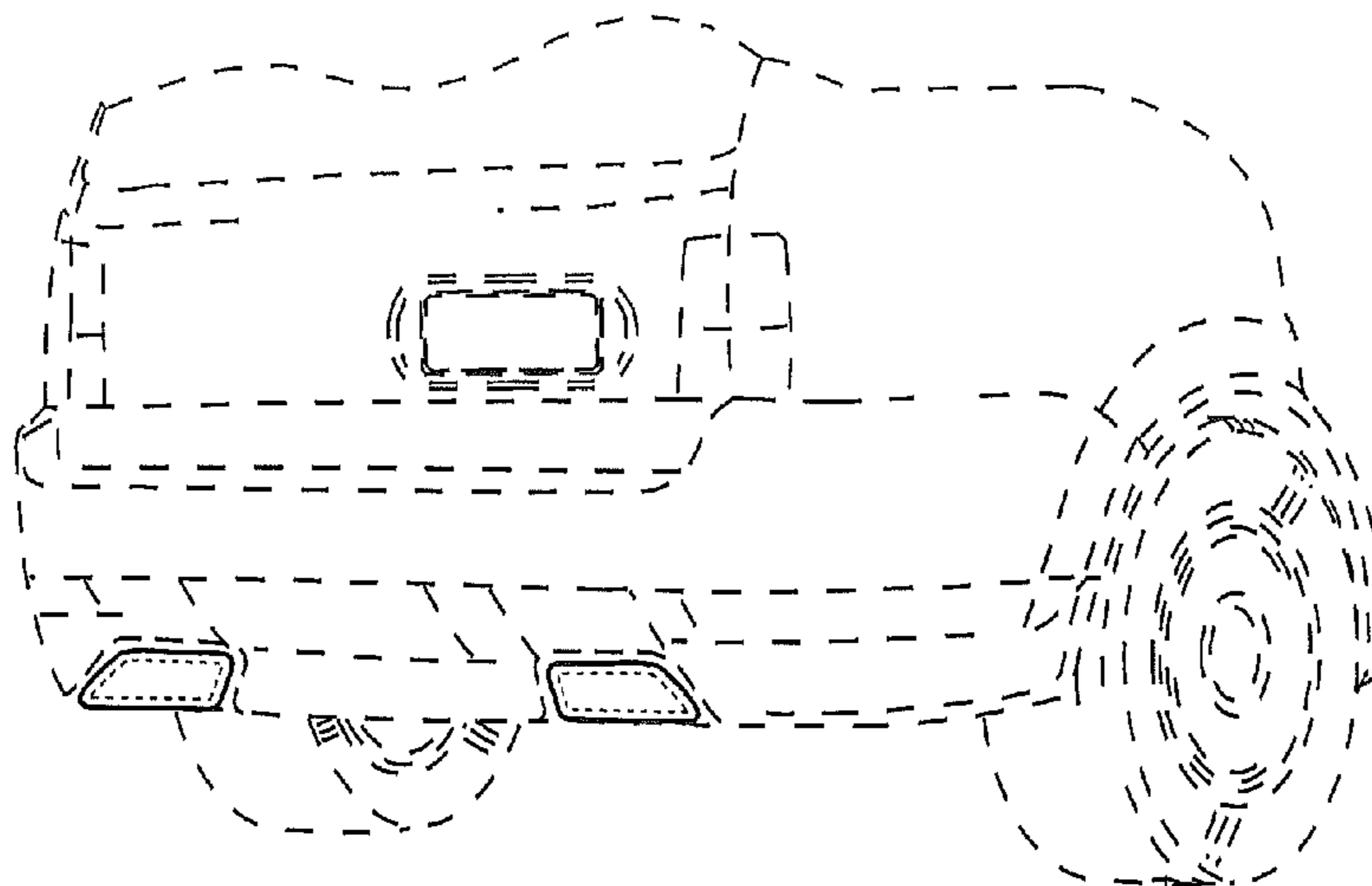
USPC ..... D12/194, 86; D15/5; 293/113;  
29/890.08; 180/89.2, 296, 309;  
181/247-249, 264, 282, 239-241, 227,  
181/228; 60/303, 313, 323; 138/37-39, 44,  
138/103, 109

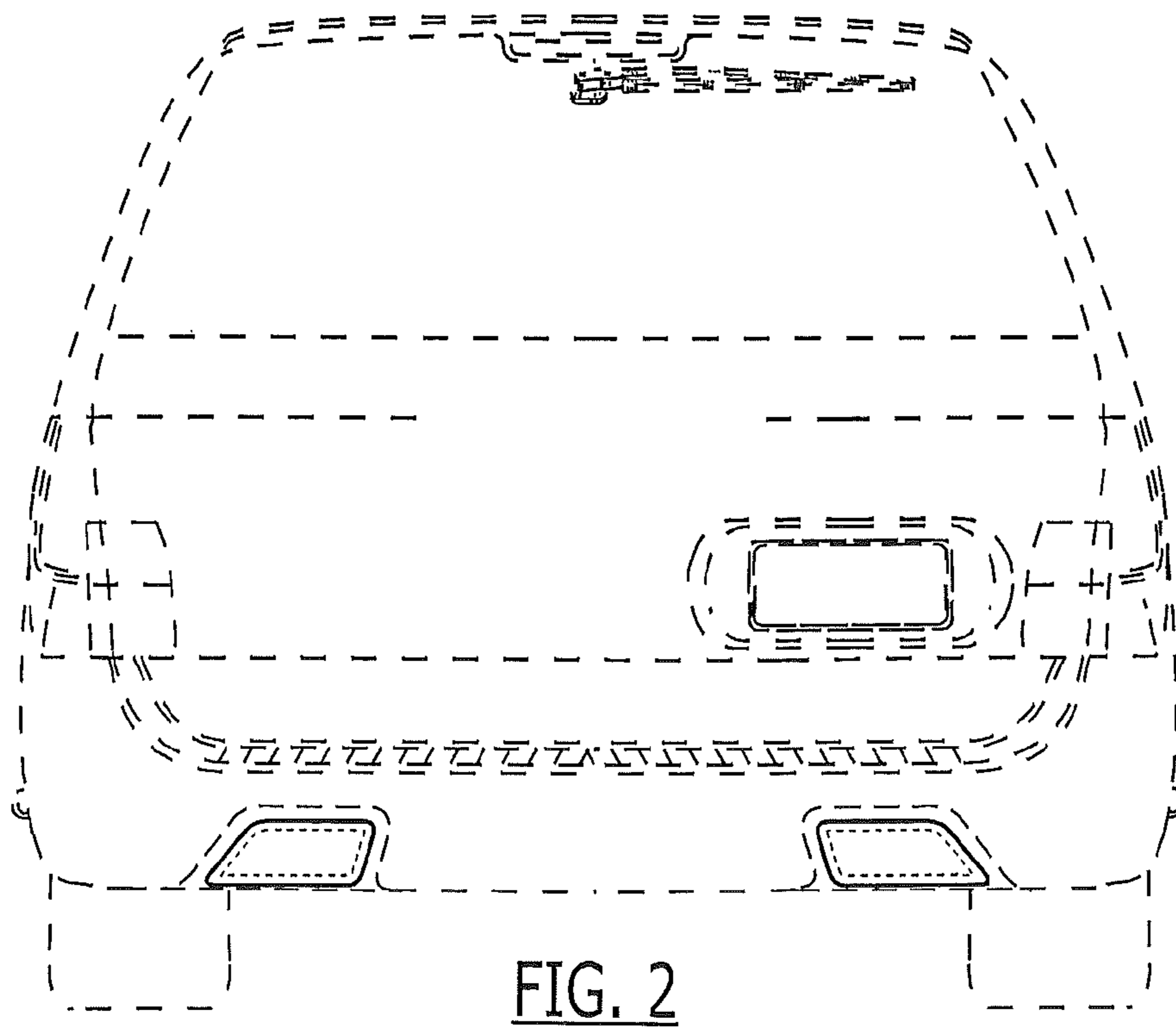
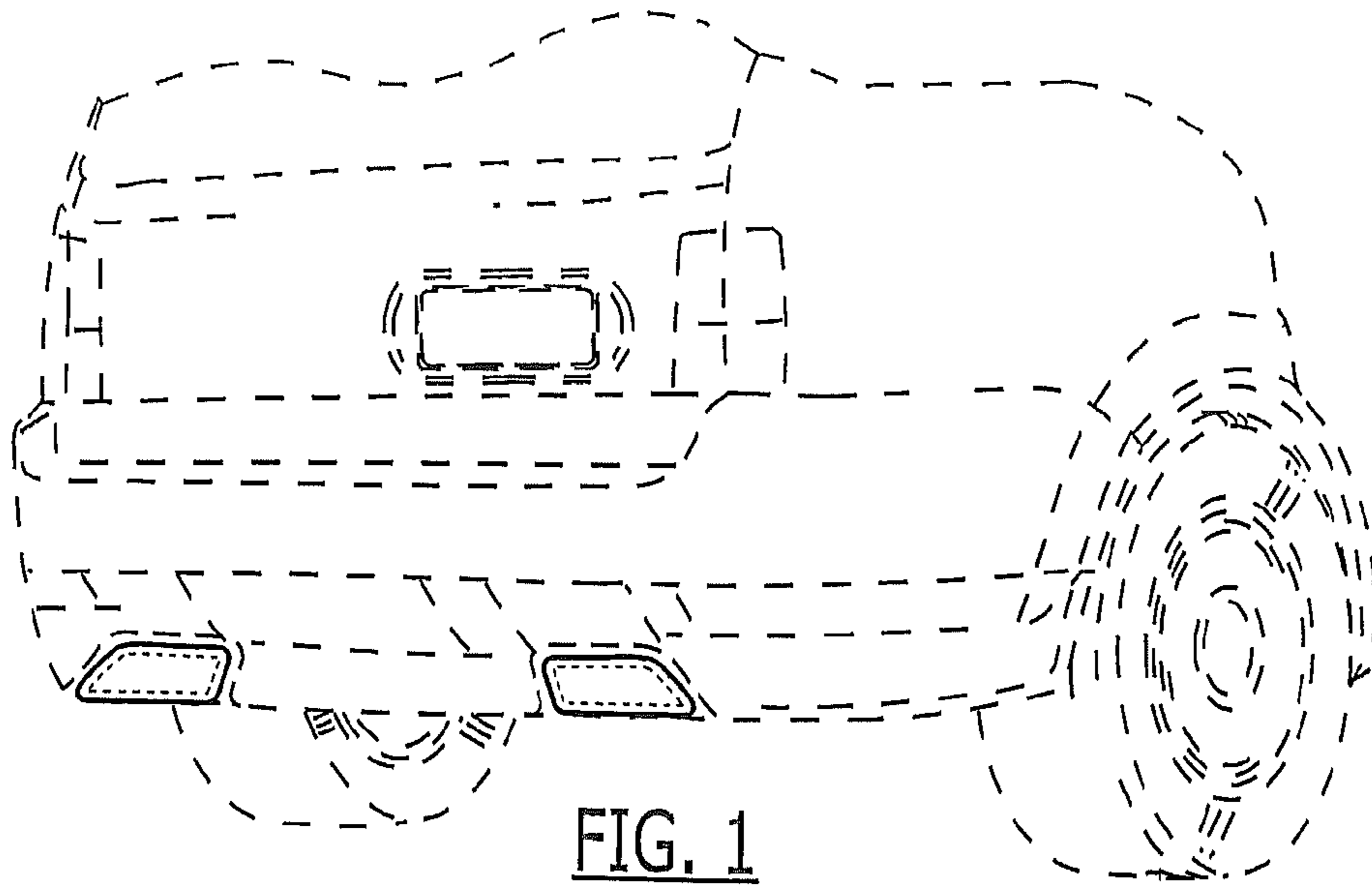
FIG. 1 is a partial perspective view of the present design showing an exhaust pipe set for a minivan;  
FIG. 2 is a rear view thereof;  
FIG. 3 is a side view thereof, the opposite side being a mirror image thereof; and,  
FIG. 4 is a top view of embodiments corresponding to the present design.

The bottom view is disclaimed herein. The portions of the design shown in broken/dashed lines are for illustrative purposes only and form no part of the claimed design. The illustrated article is not limited to the scale shown.

See application file for complete search history.

**1 Claim, 3 Drawing Sheets**








FIG. 3

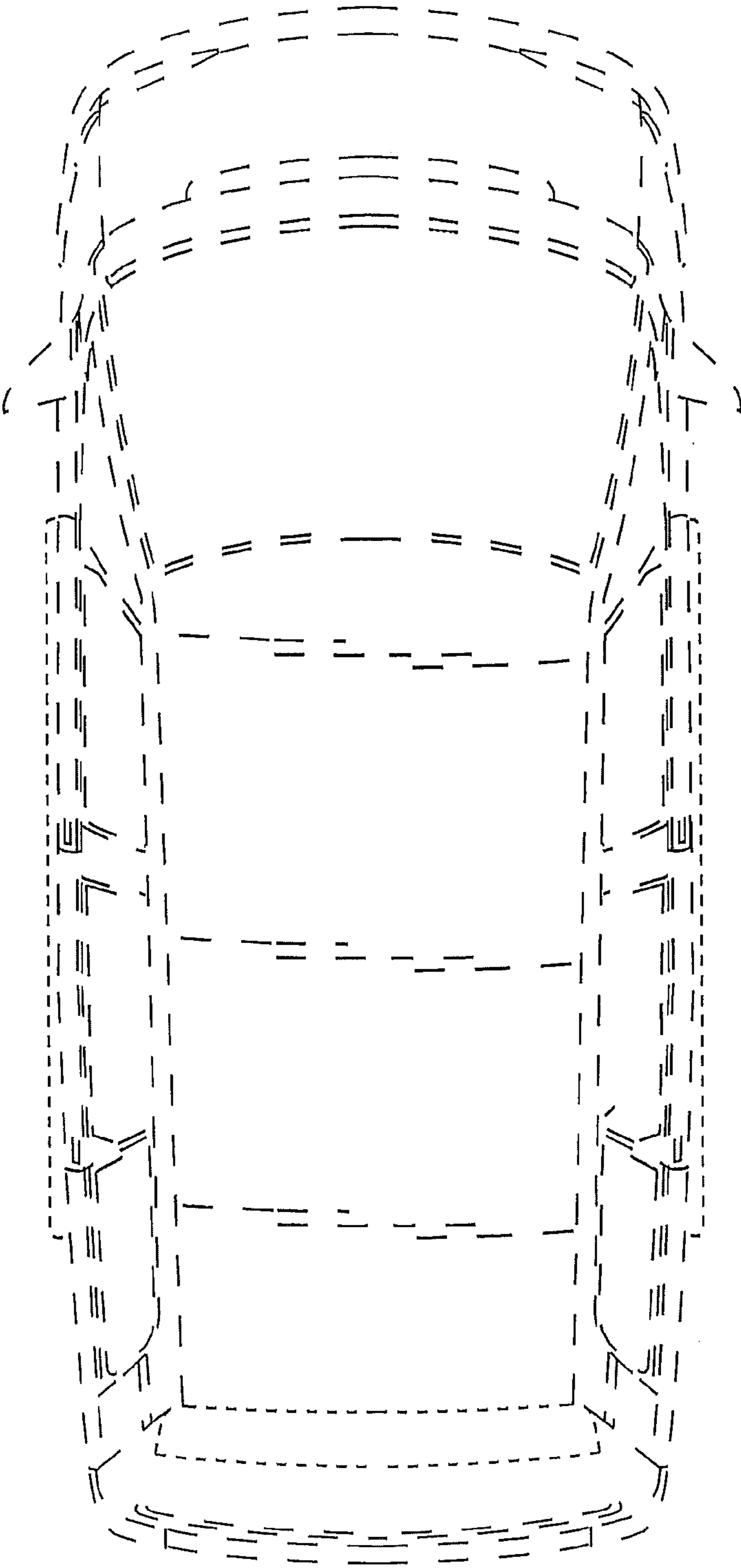


FIG. 4