

US00D692358S

(12) **United States Design Patent**
Nakamuta et al.

(10) **Patent No.:** **US D692,358 S**
(45) **Date of Patent:** **** *Oct. 29, 2013**

(54) **MOTOR VEHICLE**

(75) Inventors: **Yasushi Nakamuta**, Hiroshima (JP);
Cho Yong Wook, Hiroshima (JP);
Takahiro Matsui, Hiroshima (JP)

(73) Assignee: **Mazda Motor Corporation**, Hiroshima (JP)

(*) Notice: This patent is subject to a terminal disclaimer.

(**) Term: **14 Years**

(21) Appl. No.: **29/385,630**

(22) Filed: **Feb. 17, 2011**

(30) **Foreign Application Priority Data**

Aug. 19, 2010 (JP) D2010-020076

(51) **LOC (9) Cl.** **12-08**

(52) **U.S. Cl.**
USPC **D12/190**

(58) **Field of Classification Search**
USPC D12/190, 400, 90, 91, 92, 199, 197, 86,
D12/171, 169, 163, 110, 114; D11/211, 81,
D11/157, 133, 172; D20/11, 23, 24, 25, 30,
D20/31, 32; 293/102, 115; 40/413, 591,
40/592; 428/31

See application file for complete search history.

(56) **References Cited**

U.S. PATENT DOCUMENTS

D180,755 S * 8/1957 Voss D12/163
D264,706 S * 6/1982 Trombley et al. D12/190
D264,833 S * 6/1982 Trombley et al. D12/190
D284,565 S * 7/1986 Trombley et al. D12/190
D291,680 S * 9/1987 Everts D12/190

D300,918 S * 5/1989 Turner D12/190
D304,437 S * 11/1989 Eash D12/190
D543,914 S * 6/2007 Lai D12/181
D636,312 S * 4/2011 Matei et al. D12/190
D636,788 S * 4/2011 Luxon et al. D15/5
2008/0217934 A1* 9/2008 Horii et al. 293/102

FOREIGN PATENT DOCUMENTS

EM 000910146-0005 A1 5/2008
EM 000824560-0002 A1 2/2009
EM 000846621-0003 A1 10/2009
EM 001661612-0002 A1 3/2010

OTHER PUBLICATIONS

Notification of Reason(s) for Refusal with dispatch date of Feb. 21, 2011; Japanese Design Application No. D2010-020076 with translation.
Toyota Jidosha Kabushiki Kaisha; RCD-Online; 000910146-0005; May 7, 2008.

(Continued)

Primary Examiner — Katrina A Betton

(74) *Attorney, Agent, or Firm* — Studebaker & Brackett PC

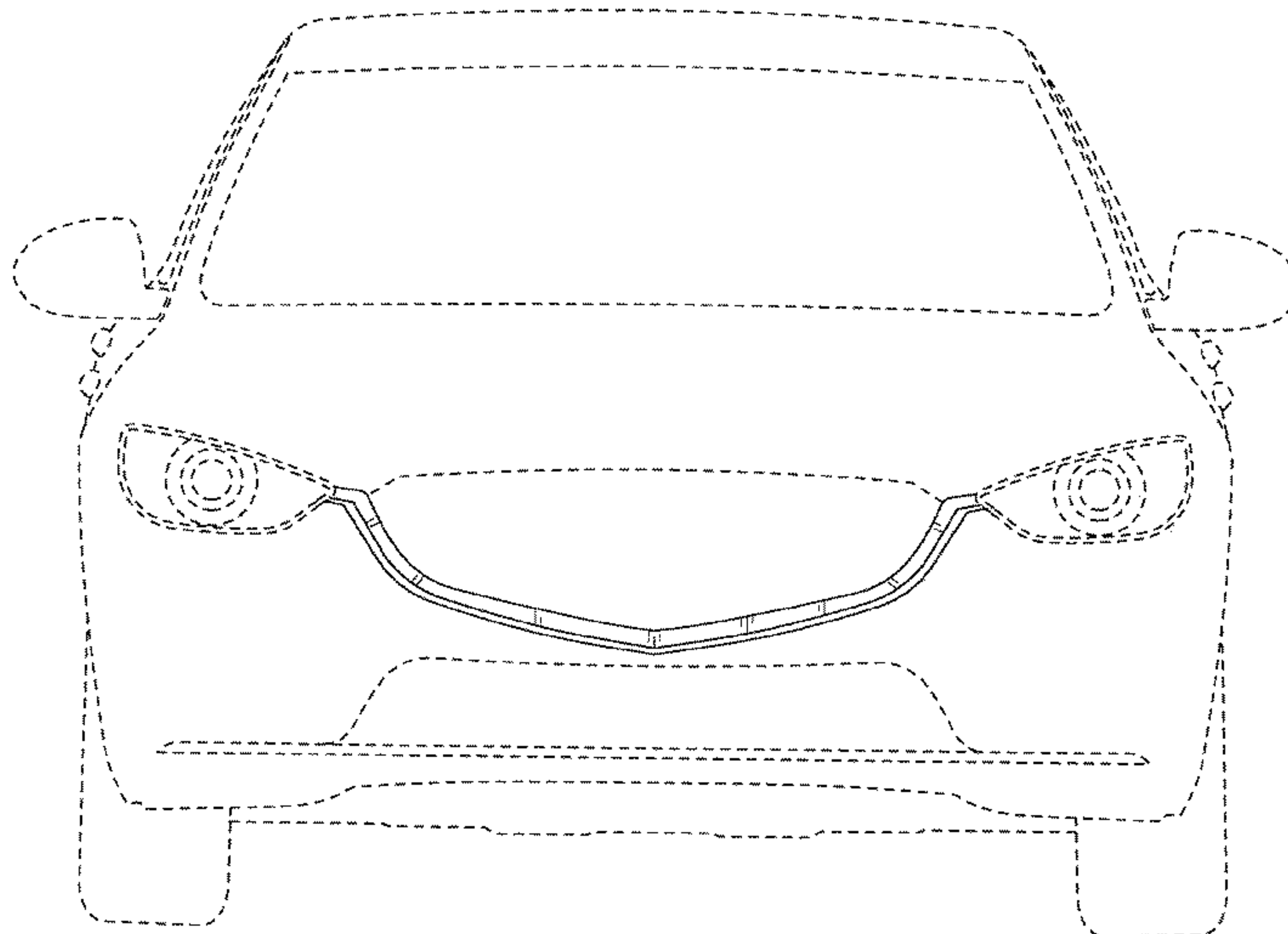
(57) **CLAIM**

The ornamental design for a motor vehicle, as shown and described.

DESCRIPTION

FIG. 1 is a perspective view of a motor vehicle;
FIG. 2 is a front view thereof, the opposite side being a mirror image of the side shown herein;
FIG. 3 is a left side view thereof;
FIG. 4 is a top view thereof;
FIG. 5 is an enlarged left side view of FIG. 3 thereof; and,
FIG. 6 is an enlarged perspective view of FIG. 1 thereof.
The portion shown by broken lines is for illustrative purposes only and forms no part of the claimed design.

1 Claim, 6 Drawing Sheets



(56)

References Cited

OTHER PUBLICATIONS

Daimler AG; RCD-Online; 001661612-0002; Mar. 8, 2010.
Daimler AG; RCD-Online; 000824560-0002; Feb. 16, 2009.
Daimler AG; RCD-Online; 000846621-0003; Oct. 7, 2009.

netcarshow.com; Peugeot SR1 Concept (2010) with pictures and
wallpapers; Jun. 25, 2010.
netcarshow.com; Volvo SC90 Concept; Jun. 25, 2010.
netcarshow.com; FM Auto Vulca S (2009) with pictures and wallpa-
pers; Jun. 25, 2010.

* cited by examiner

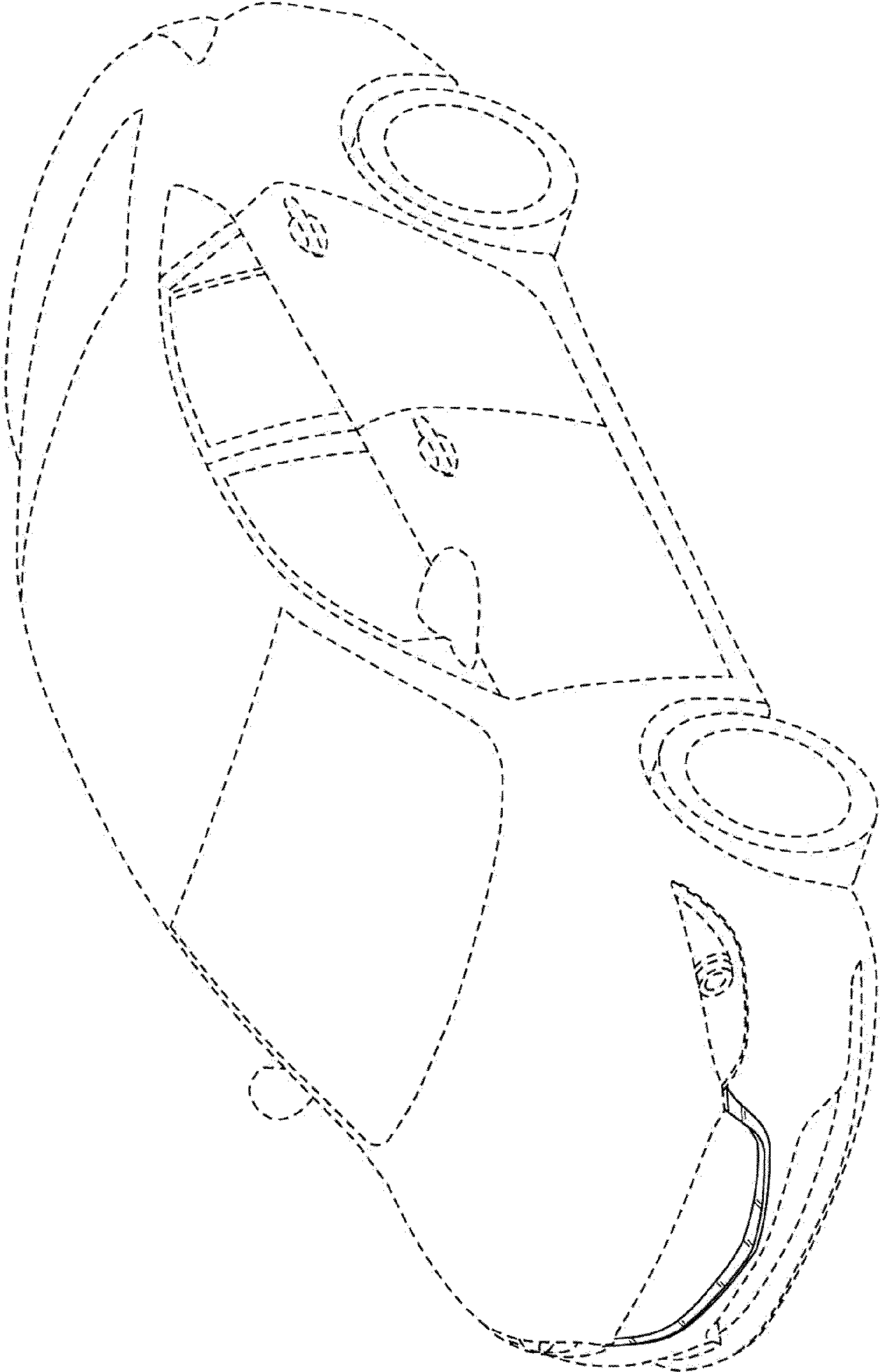


FIG.1

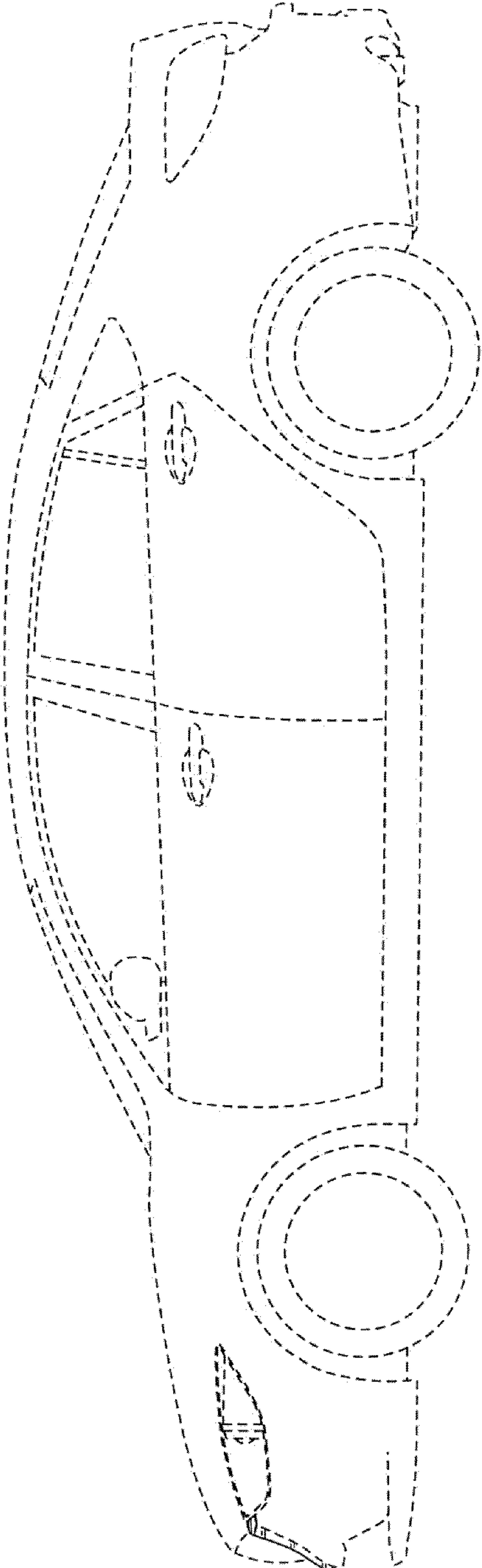


FIG.2

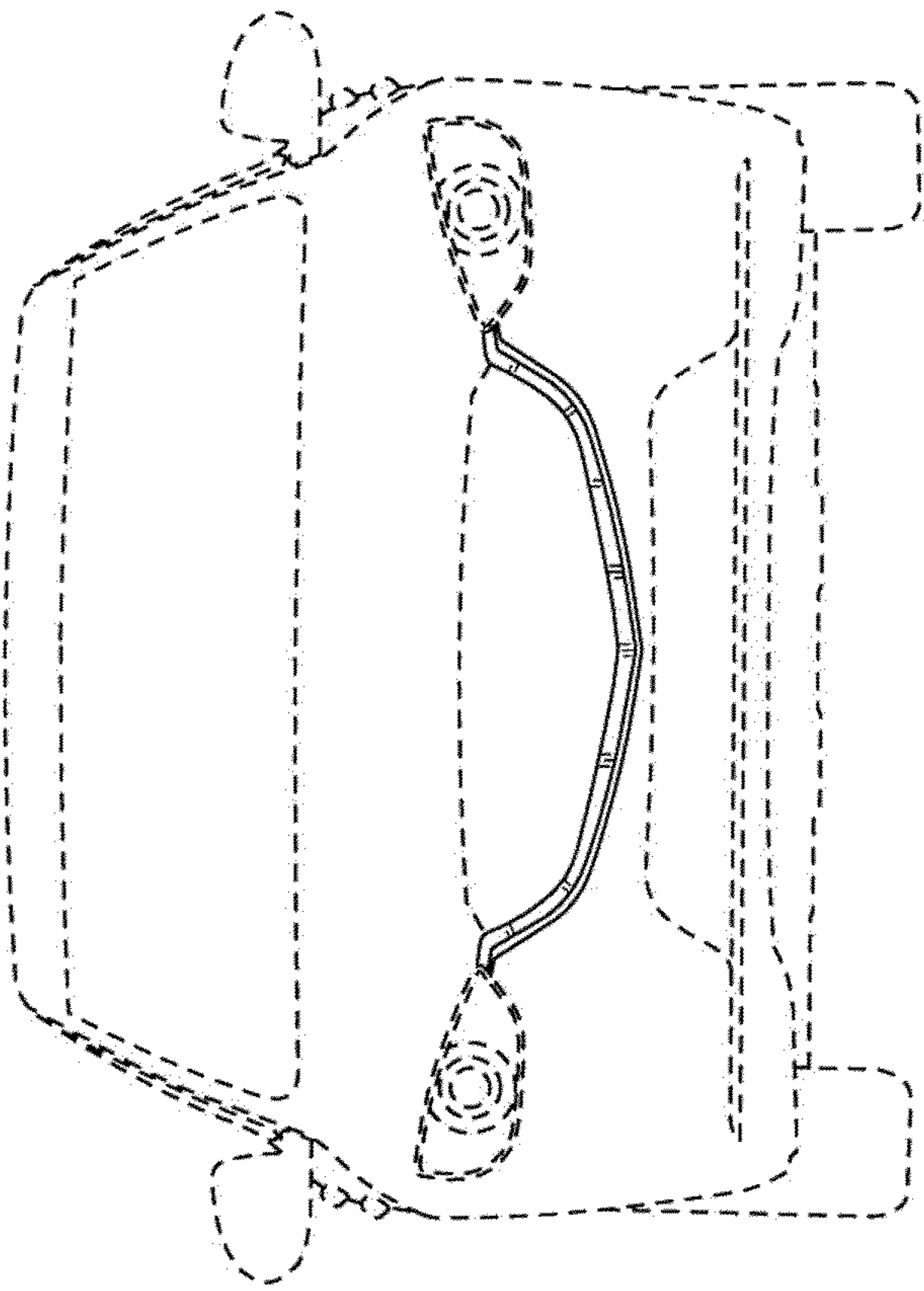


FIG.3

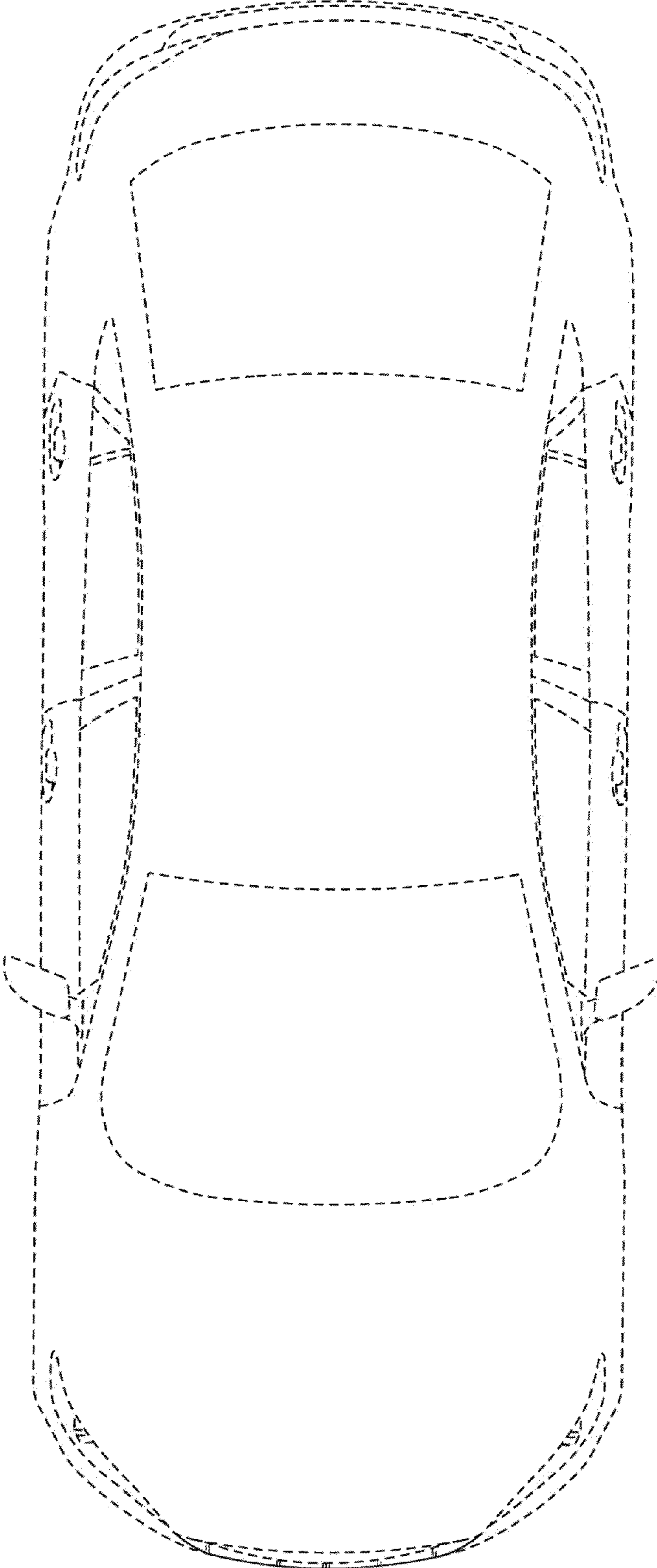


FIG.4

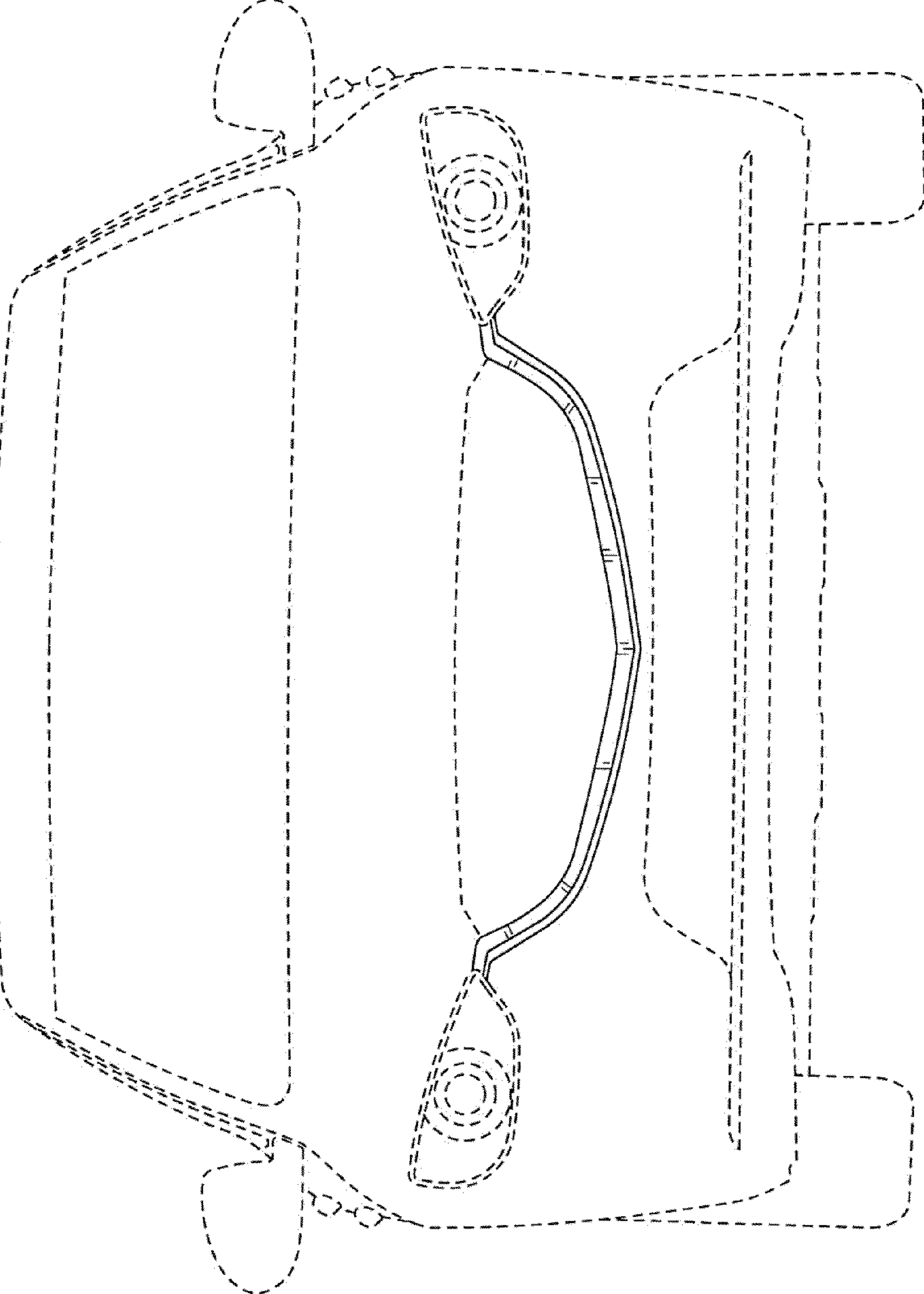


FIG.5

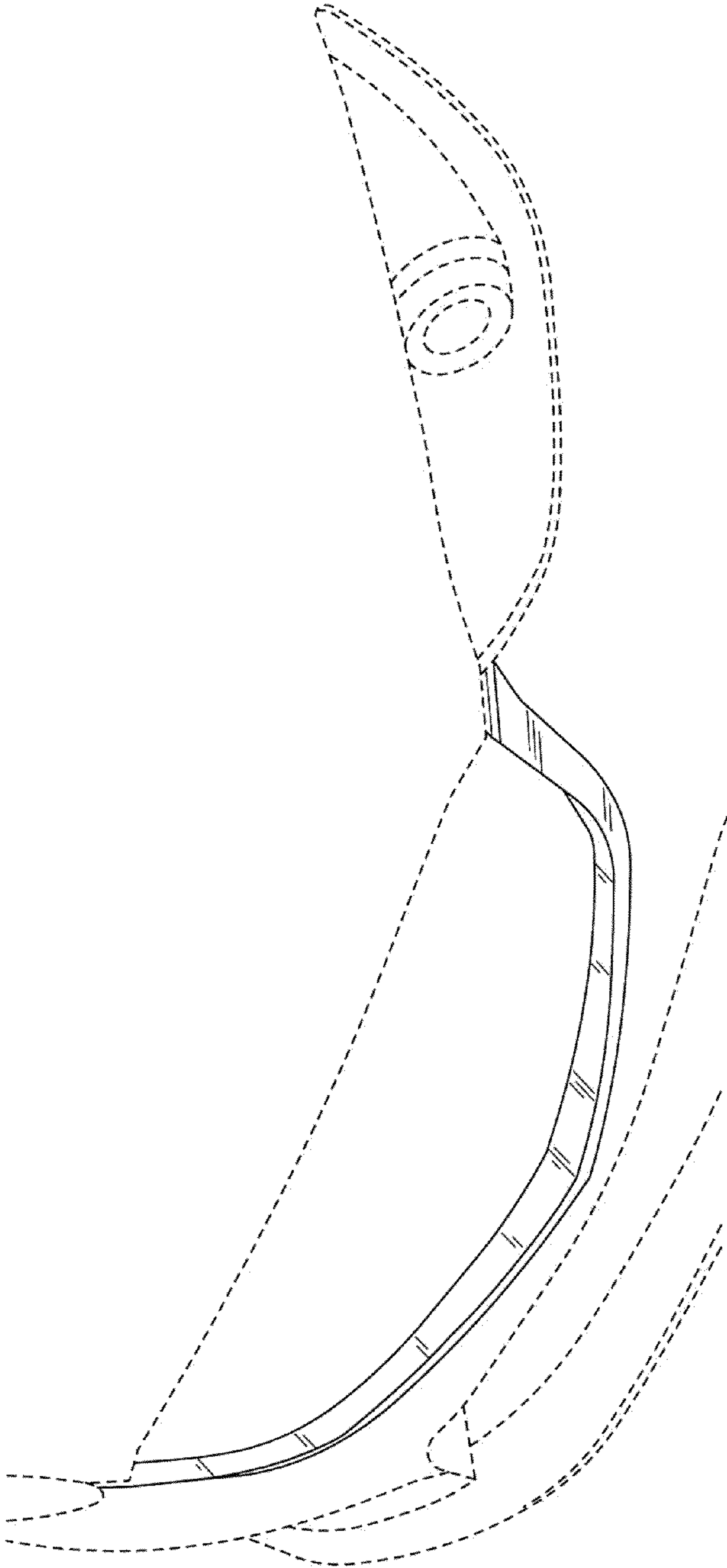


FIG.6