



US00D692357S

(12) **United States Design Patent**  
**Campbell et al.**

(10) **Patent No.:** **US D692,357 S**

(45) **Date of Patent:** **\*\* \*Oct. 29, 2013**

(54) **VEHICLE WINDSHIELD**

(71) Applicant: **Ford Global Technologies, LLC**,  
Dearborn, MI (US)

(72) Inventors: **Paul Campbell**, Essex (GB); **Jordan Bennett**, London (GB)

(73) Assignee: **Ford Motor Company**, Dearborn, MI (US)

(\*) Notice: This patent is subject to a terminal disclaimer.

(\*\*) Term: **14 Years**

(21) Appl. No.: **29/435,949**

(22) Filed: **Oct. 31, 2012**

(51) **LOC (9) Cl.** ..... **12-08**

(52) **U.S. Cl.**  
USPC ..... **D12/182**

(58) **Field of Classification Search**  
USPC ..... D12/182-183, 317; 296/84.1, 77.1,  
296/96.12, 96.19, 97.1, 95.1; 160/370.21,  
160/370.22; 219/203  
See application file for complete search history.

(56) **References Cited**

**U.S. PATENT DOCUMENTS**

6,485,082 B2 \* 11/2002 Campfield et al. .... 296/95.1

D522,941 S *	6/2006	Metros et al. ....	D12/182
D595,196 S *	6/2009	Woolley et al. ....	D12/182
D601,065 S *	9/2009	Gueler et al. ....	D12/182
D623,995 S *	9/2010	Woolley et al. ....	D12/182
D623,996 S *	9/2010	Bucher et al. ....	D12/182
D667,354 S *	9/2012	Platto et al. ....	D12/182
D667,764 S *	9/2012	Messale .....	D12/182
D668,595 S *	10/2012	Tonello .....	D12/182
2002/0008401 A1 *	1/2002	Campfield et al. ....	296/95.1
2002/0015824 A1 *	2/2002	Kawamoto et al. ....	428/156

\* cited by examiner

*Primary Examiner* — Katrina A Betton

(74) *Attorney, Agent, or Firm* — Damian Porcari

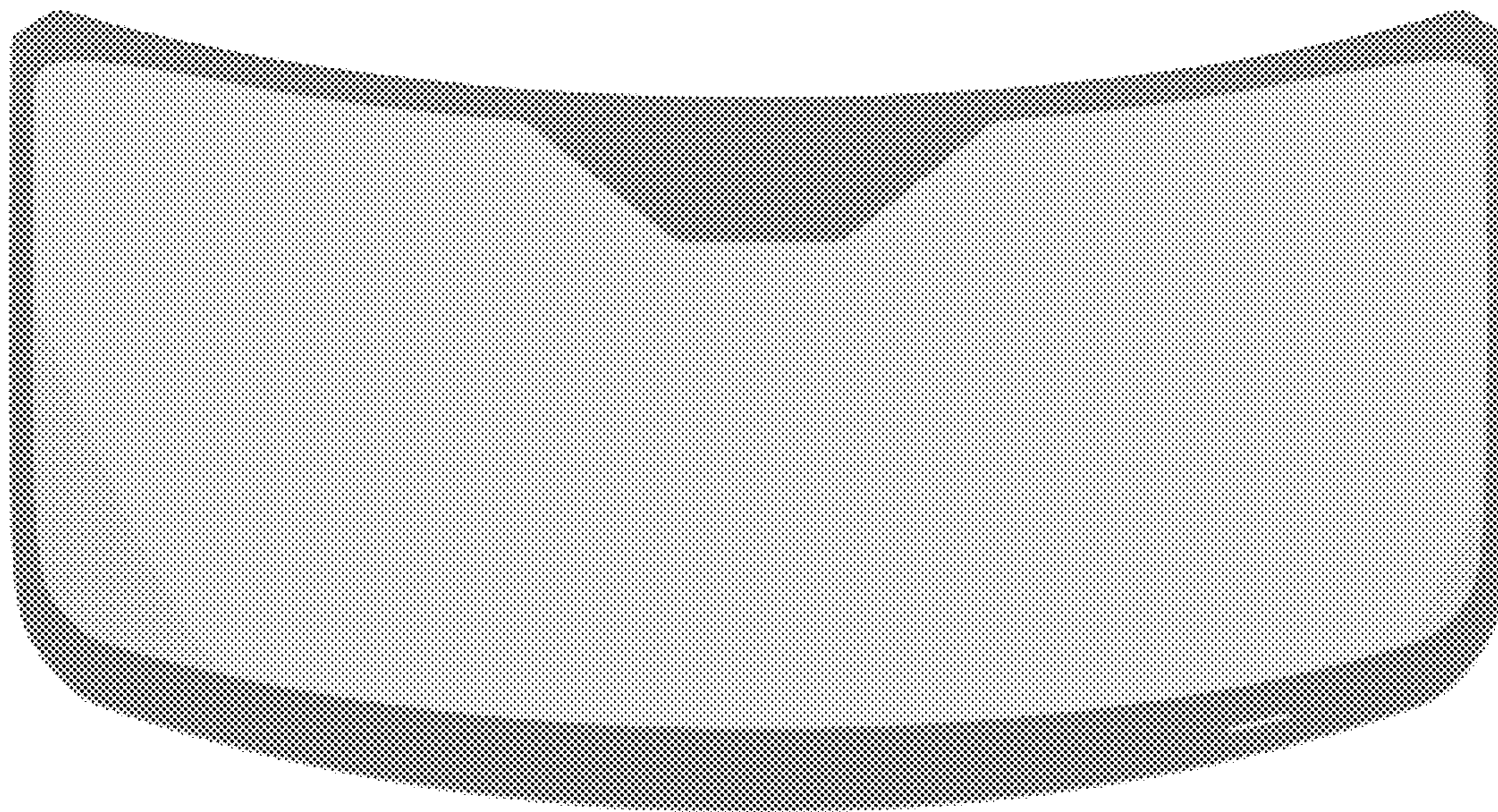
(57) **CLAIM**

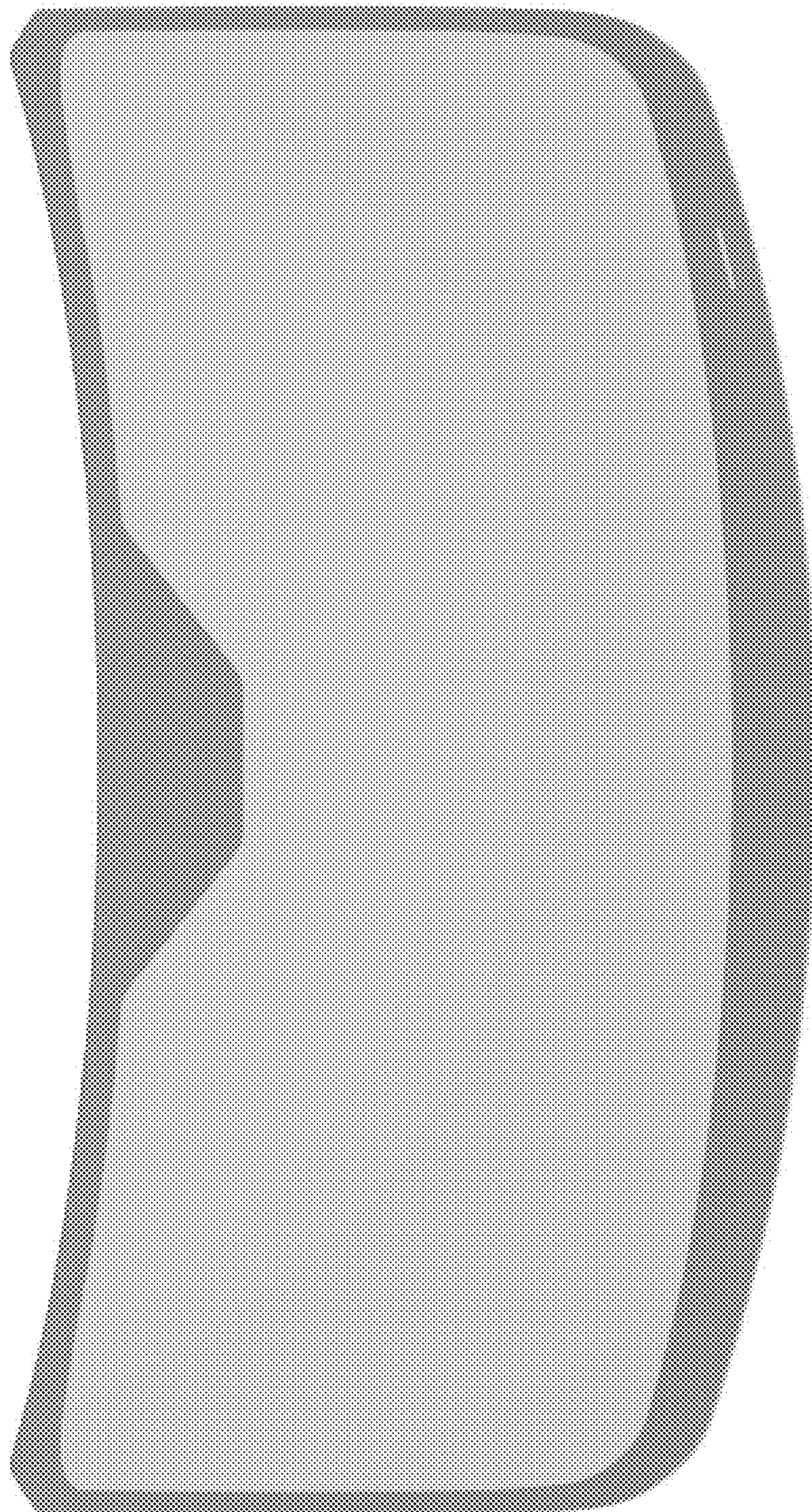
The ornamental design for a vehicle windshield, shown and described.

**DESCRIPTION**

FIG. 1 is a top plan view of a vehicle windshield;  
FIG. 2 is a bottom plan view of the vehicle windshield;  
FIG. 3 is front elevational view of the vehicle windshield;  
FIG. 4 is rear elevational view of the vehicle windshield;  
FIG. 5 is a left side elevational view of the vehicle windshield;  
FIG. 6 is a right side elevational view of the vehicle windshield;  
FIG. 7 is a perspective view of the vehicle windshield; and,  
FIG. 8 is another perspective view of the vehicle windshield.

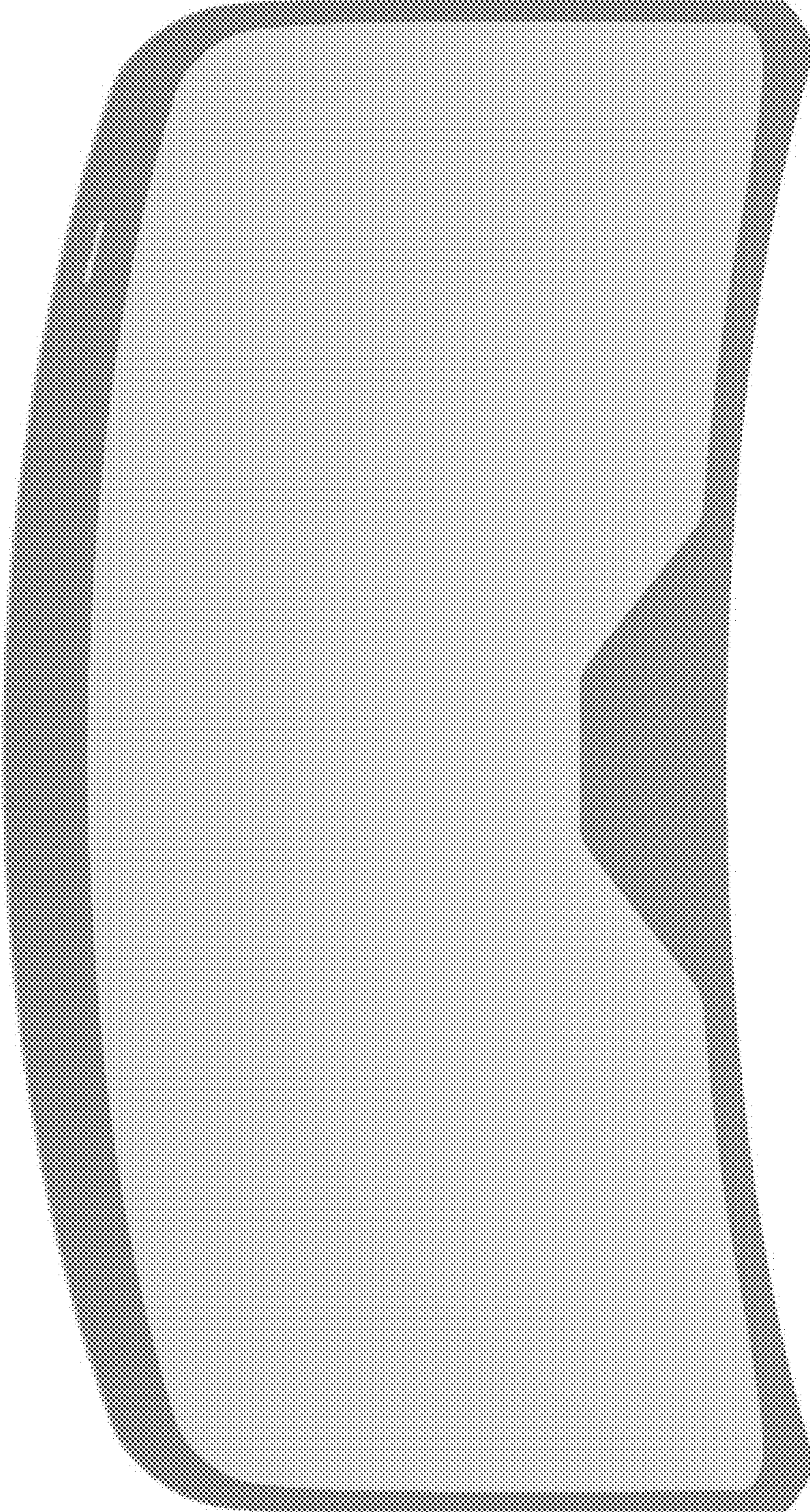
**1 Claim, 8 Drawing Sheets**





*Figure 1*

Figure 2







Figure 3



*Figure 4*




Figure 5




Figure 6




Figure 7



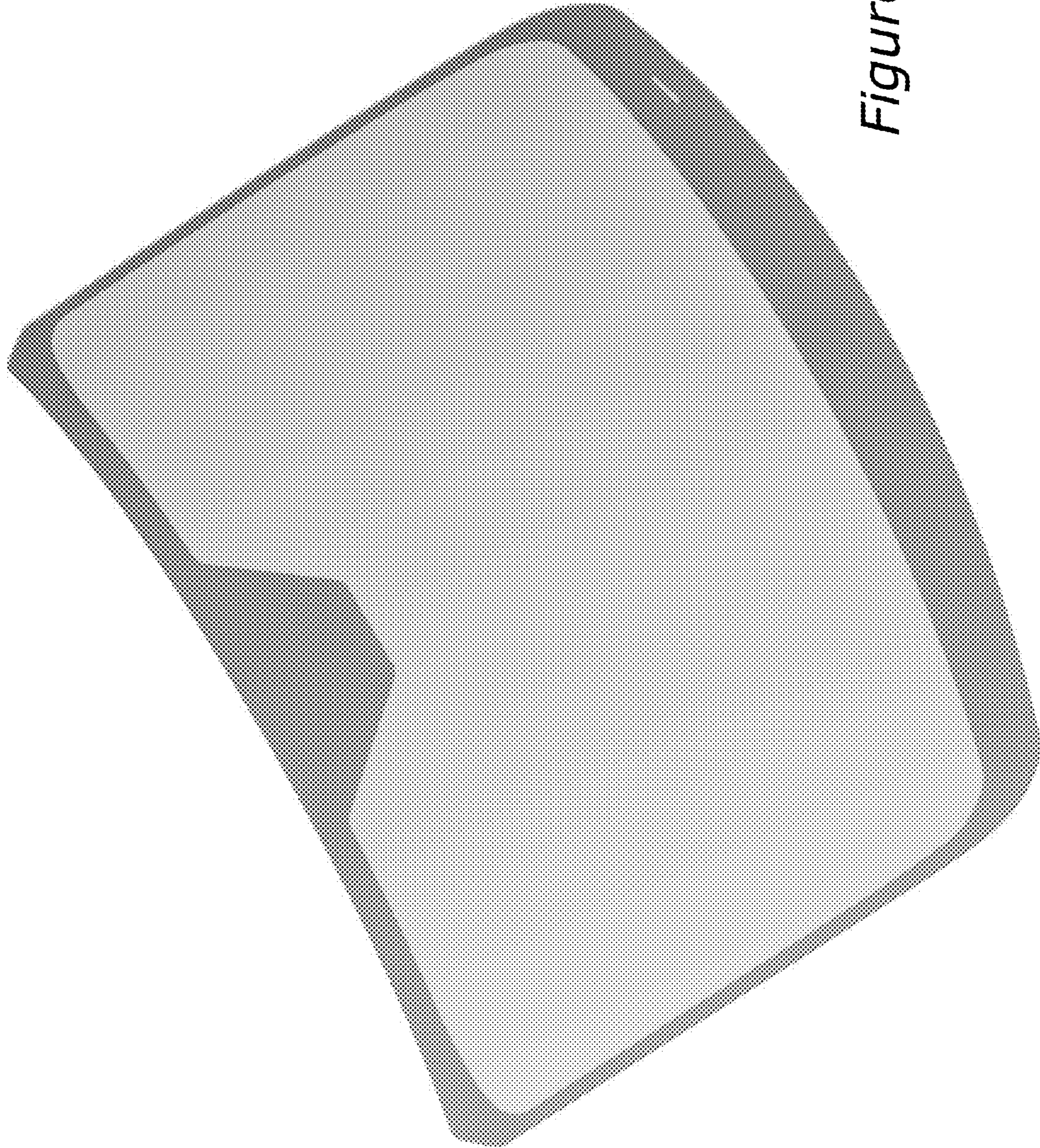


Figure 8