



US00D692340S

(12) **United States Design Patent**
Mejia

(10) **Patent No.:** **US D692,340 S**

(45) **Date of Patent:** **** *Oct. 29, 2013**

(54) **BRACELET WITH CHARMS**

(76) Inventor: **Vanessa Mejia**, Miami, FL (US)

(*) Notice: This patent is subject to a terminal disclaimer.

(**) Term: **14 Years**

(21) Appl. No.: **29/419,730**

(22) Filed: **May 1, 2012**

(51) **LOC (9) Cl.** **11-01**

(52) **U.S. Cl.**
USPC **D11/3**

(58) **Field of Classification Search**
USPC D11/1-25, 79; 63/15, 15.1-15.4, 15.45,
63/15.5-15.7, 3, 3.1, 3.2, 4, 5.1
See application file for complete search history.

(56) **References Cited**

U.S. PATENT DOCUMENTS

D81,019 S *	4/1930	Reichert	D11/6
D97,222 S *	10/1935	Chernow	D11/6
D224,257 S *	7/1972	Lee	D11/4
D245,834 S *	9/1977	Wilbert	D11/7
D282,728 S *	2/1986	Spade	D11/6
D287,949 S *	1/1987	Bulgari	D11/6
D378,501 S *	3/1997	Garzi	D11/4
D406,785 S *	3/1999	Ruscitti	D11/4

D497,566 S *	10/2004	Pucci	D11/4
D539,689 S *	4/2007	Mertens	D11/3
2004/0144131 A1 *	7/2004	Enevoldsen	63/3

* cited by examiner

Primary Examiner — Cathron Brooks
Assistant Examiner — Melanie Pellegrini
(74) *Attorney, Agent, or Firm* — Mark Terry

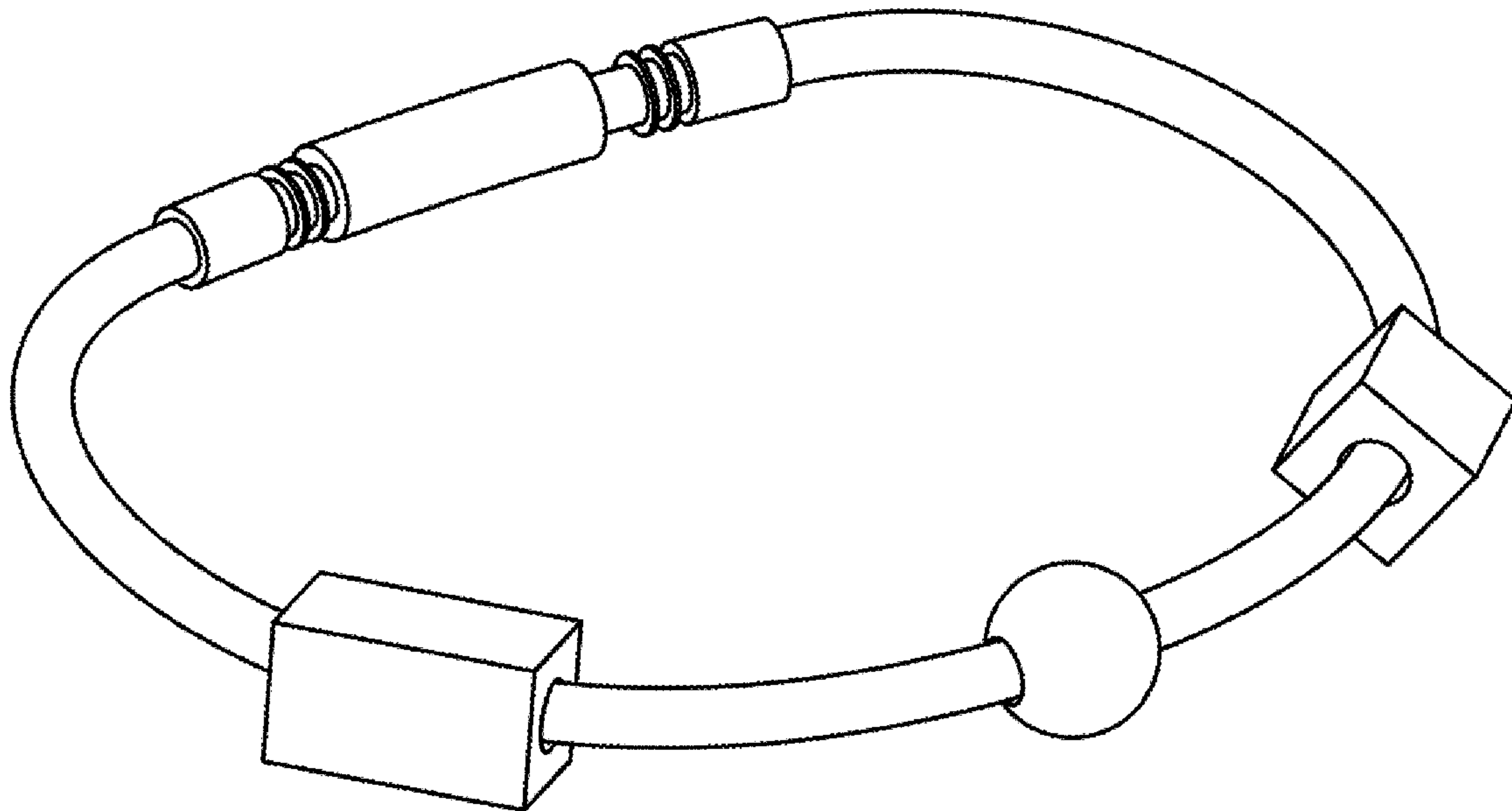
(57) **CLAIM**

The ornamental design for a bracelet with charms, as shown and described.

DESCRIPTION

FIG. 1 is a side perspective view of the bracelet with charms in a closed position, showing the new design;
FIG. 2 is a frontal view of the bracelet with charms in an open position, showing the new design;
FIG. 3 is a perspective view of the bracelet of FIG. 2;
FIG. 4 is another perspective view of the bracelet of FIG. 2;
FIG. 5 is another side perspective view of the bracelet of FIG. 1;
FIG. 6 is a left side view of the bracelet of FIG. 2; and,
FIG. 7 is a right side view of the bracelet of FIG. 2.
The broken lines shown in FIGS. 3 and 6 illustrate portions of the bracelet with charms and form no part of the claimed design.

1 Claim, 2 Drawing Sheets



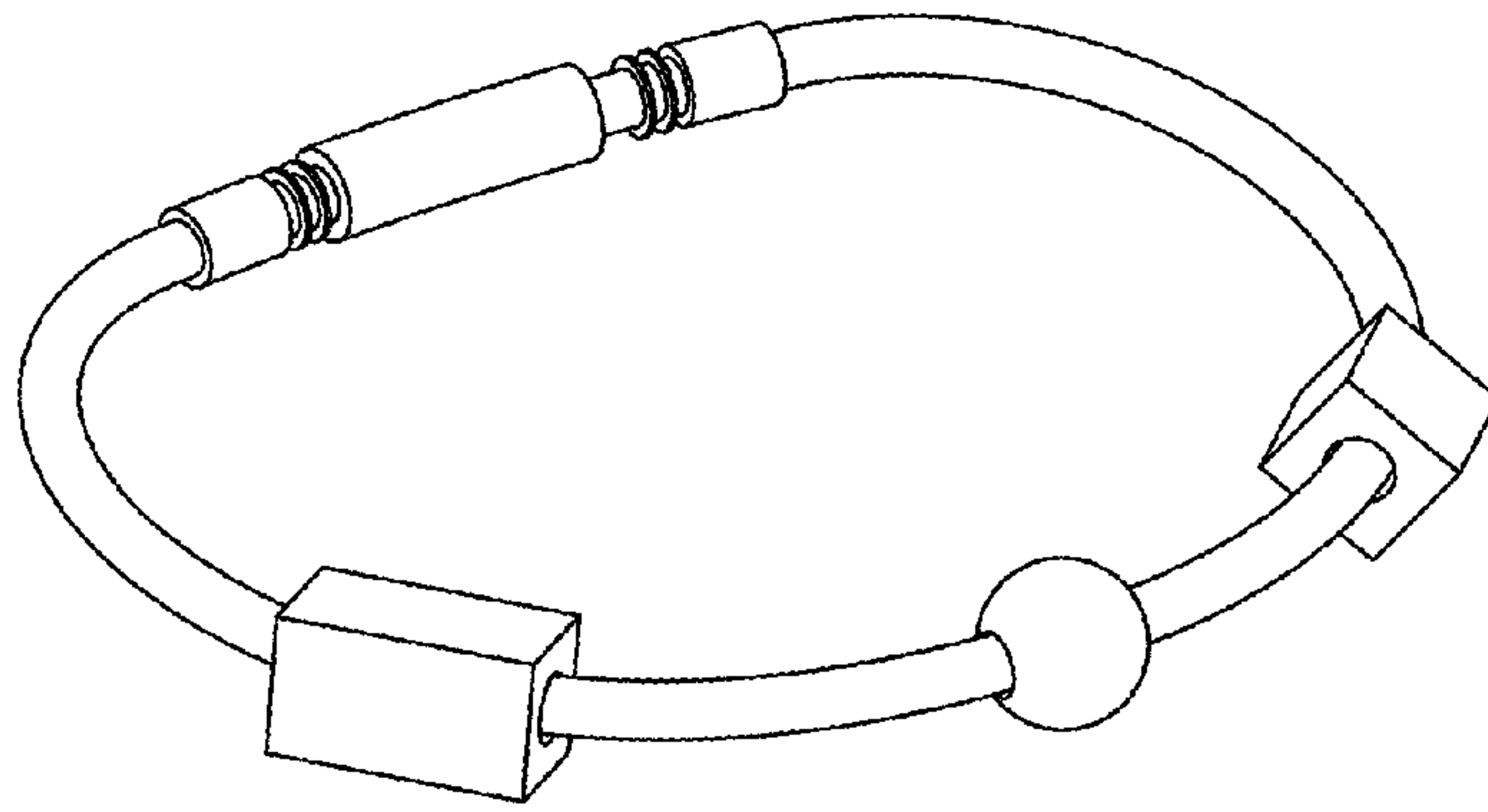


Fig. 1

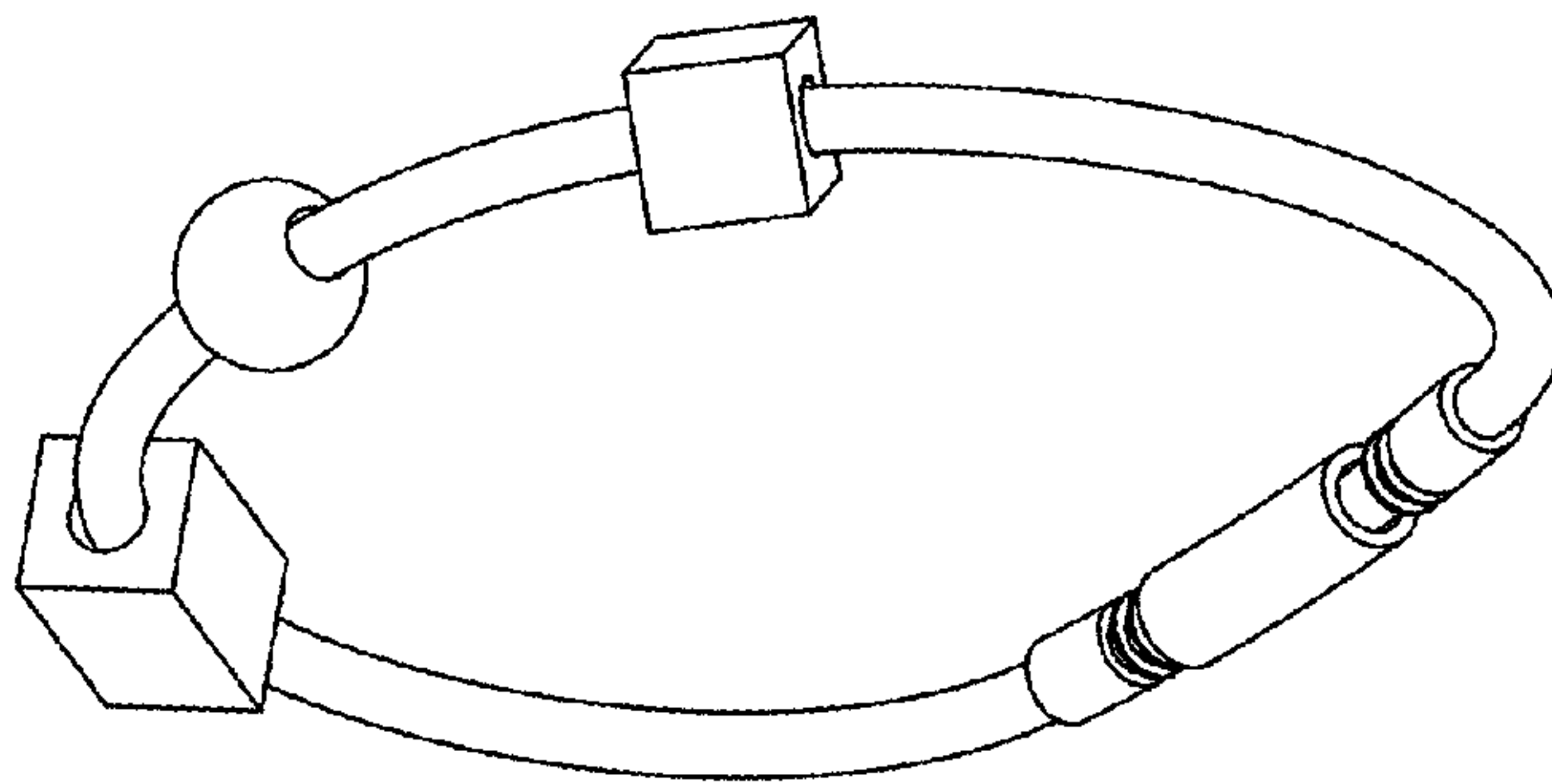


Fig. 5

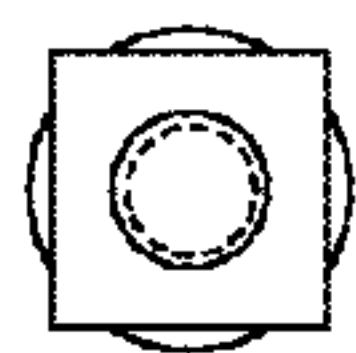


Fig. 6

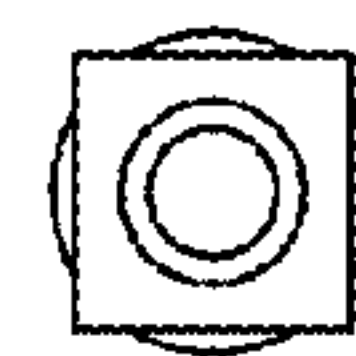


Fig. 7

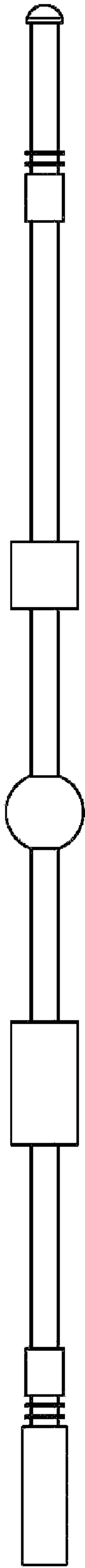


Fig. 2

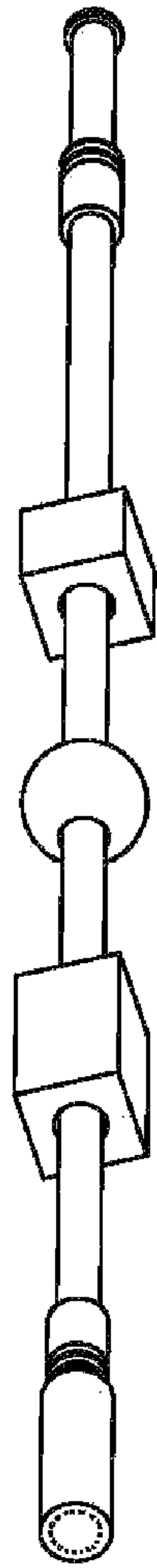


Fig. 3

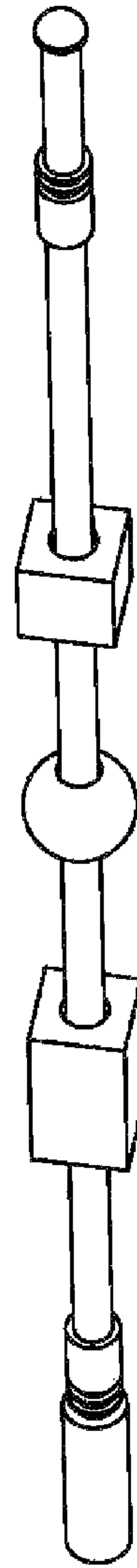


Fig. 4