



US00D692322S

(12) **United States Design Patent**
Behling

(10) **Patent No.:** **US D692,322 S**
(45) **Date of Patent:** **** Oct. 29, 2013**

(54) **WATCH**

(75) **Inventor:** **Christoph Behling**, London (GB)

(73) **Assignee:** **LVMH Swiss Manufactures SA** (CH)

(**) **Term:** **14 Years**

(21) **Appl. No.:** **29/430,843**

(22) **Filed:** **Aug. 30, 2012**

(30) **Foreign Application Priority Data**

Mar. 7, 2012 (CH) 657679401

(51) **LOC (9) Cl.** **10-02**

(52) **U.S. Cl.**
USPC **D10/39**

(58) **Field of Classification Search**
USPC D10/30-39, 122-132; 368/276, 281,
368/282, 223, 228, 232, 80, 294, 295
See application file for complete search history.

(56) **References Cited**

U.S. PATENT DOCUMENTS

2,361,563	A *	10/1944	Pellaton	368/80
3,901,023	A *	8/1975	Uebelhardt	368/281
4,364,669	A *	12/1982	Thoenig et al.	368/111
5,119,349	A *	6/1992	Muto et al.	368/157
5,220,541	A *	6/1993	Vuilleumier	368/88
5,226,023	A *	7/1993	Grimm	368/223
D526,923	S *	8/2006	Okaya	D10/126
D536,627	S *	2/2007	Behling	D10/38
D536,628	S *	2/2007	Roth	D10/38
D538,182	S *	3/2007	Lalo	D10/32

D547,213	S *	7/2007	Bulgari	D10/39
D568,176	S *	5/2008	Monachon	D10/32
D568,180	S *	5/2008	Laucella	D10/39
D579,350	S *	10/2008	Calvani	D10/39
7,443,768	B2 *	10/2008	Watanabe et al.	368/80
D585,309	S *	1/2009	Monachon	D10/39
D590,274	S *	4/2009	Monachon	D10/31
D641,264	S *	7/2011	Garcia	D10/39
D655,630	S *	3/2012	Behling	D10/38
D658,516	S *	5/2012	Mille	D10/39
D658,517	S *	5/2012	Behling	D10/39
D658,518	S *	5/2012	Behling	D10/39
D668,162	S *	10/2012	Inoue	D10/39
D677,176	S *	3/2013	Ruffieux	D10/39

* cited by examiner

Primary Examiner — Lucy Lieberman

(74) *Attorney, Agent, or Firm* — Mark S. Leonardo; Brown Rudnick LLP

(57) **CLAIM**

The ornamental design for a watch, as shown and described.

DESCRIPTION

FIG. 1 is a front, bottom and right side perspective view of a watch showing my new design;
FIG. 2 illustrates a front view of the watch of FIG. 1;
FIG. 3 illustrates a back view of the watch of FIG. 1;
FIG. 4 illustrates a left side view of the watch of FIG. 1;
FIG. 5 illustrates a right side view of the watch of FIG. 1;
FIG. 6 illustrates a top view of the watch of FIG. 1; and,
FIG. 7 illustrates a bottom view of the watch of FIG. 1.
The broken lines shown in FIG. 3 are used to show portions of the watch that do not form part of the claimed design.

1 Claim, 7 Drawing Sheets






FIG. 1




FIG.2

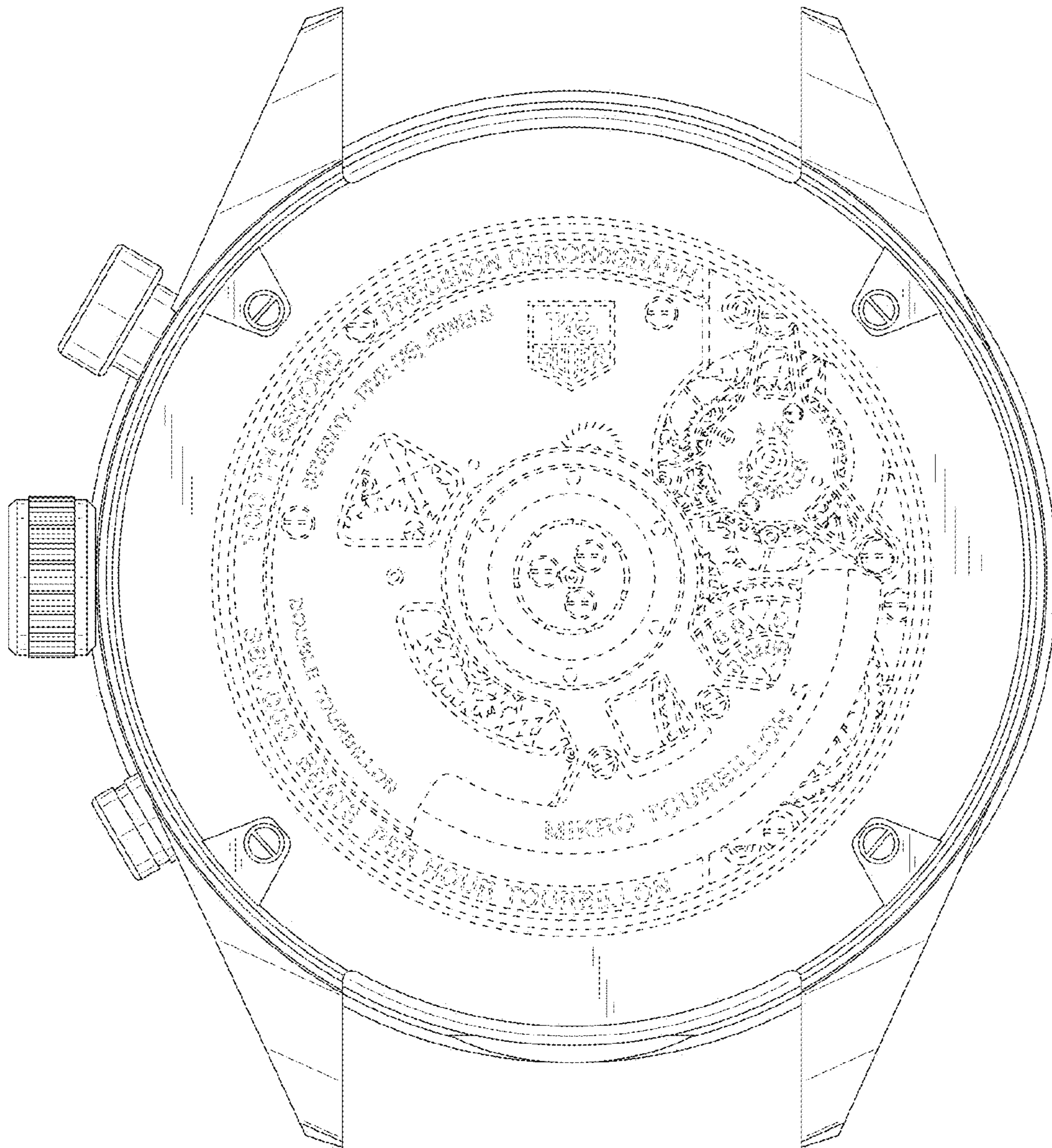


FIG.3




FIG.4

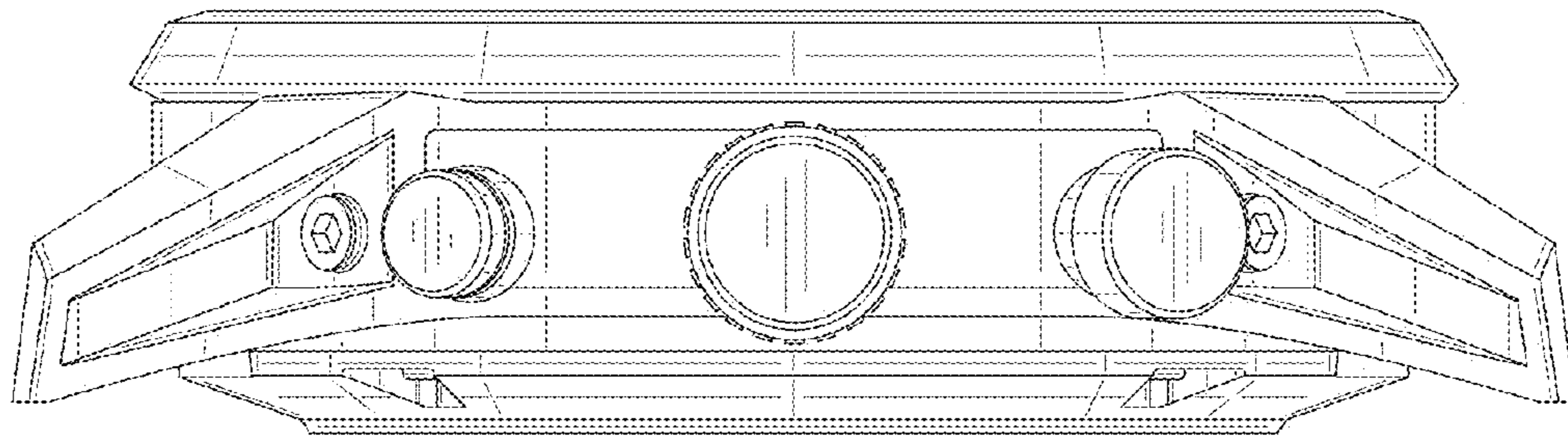


FIG.5




FIG.6

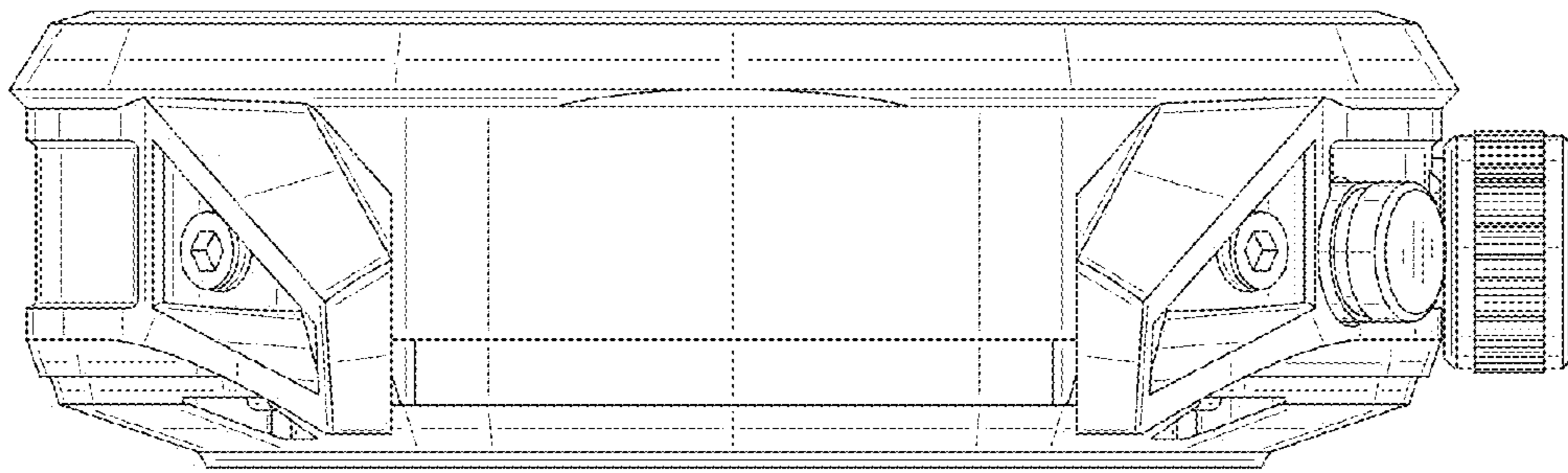


FIG. 7