

US00D692305S

(12) **United States Design Patent**
Bibby

(10) **Patent No.:** **US D692,305 S**

(45) **Date of Patent:** **** Oct. 29, 2013**

(54) **POWDER DISPENSER FOR USE IN GOLF**

(76) Inventor: **Henry R. Bibby**, Scottsdale, AZ (US)

(**) Term: **14 Years**

(21) Appl. No.: **29/388,876**

(22) Filed: **Apr. 4, 2011**

(51) **LOC (9) Cl.** **09-01**

(52) **U.S. Cl.**
USPC **D9/529**

(58) **Field of Classification Search**
USPC D9/529, 503-504, 516, 521-524, 535,
D9/543, 545, 549-551, 552, 558, 560,
D9/563-565, 571-575, 446-447, 723,
D9/725; D28/7; D24/110, 115; 73/170.01,
73/170.04, 170.05; 215/381-384, 398;
220/660, 675

See application file for complete search history.

(56) **References Cited**

U.S. PATENT DOCUMENTS

2,501,047	A	10/1945	Gustafsson et al.	
3,658,719	A	10/1969	McConnaughey	
4,423,626	A	1/1984	Herschede	
5,186,118	A	2/1993	Stinson	
5,958,585	A	9/1999	Meeks	
D460,694	S *	7/2002	Llusca	D9/529
6,848,302	B1	2/2005	Williamson	

D527,640	S *	9/2006	Cummings et al.	D9/529
D539,668	S *	4/2007	Muhlhausen et al.	D9/524
D548,602	S *	8/2007	Escobosa et al.	D9/529
7,290,445	B2	11/2007	Kirollos et al.	
D585,290	S *	1/2009	Toh	D9/529
D588,460	S *	3/2009	Davis et al.	D9/521
7,765,863	B1 *	8/2010	Woolsey	73/170.04
8,424,379	B2 *	4/2013	Bibby	73/170.01
2008/0098952	A1	5/2008	Healy et al.	

* cited by examiner

Primary Examiner — Wan Laymon

(74) *Attorney, Agent, or Firm* — The von Hellens Law Firm, Ltd.


(57) **CLAIM**

The ornamental design for a powder dispenser for use in golf, as shown and described.

DESCRIPTION

FIG. 1 is a top, front and right side isometric view of my powder dispenser showing my new design;
FIG. 2 is a top view thereof;
FIG. 3 is a front elevational view thereof, the rear elevational view being a mirror image;
FIG. 4 is a bottom view thereof;
FIG. 5 is a left side elevational view thereof; and,
FIG. 6 is a right side elevational view thereof.
The broken line showing is included for the purpose of illustrating portions of the article that forms no part of the claimed design.

1 Claim, 1 Drawing Sheet






Fig. 1

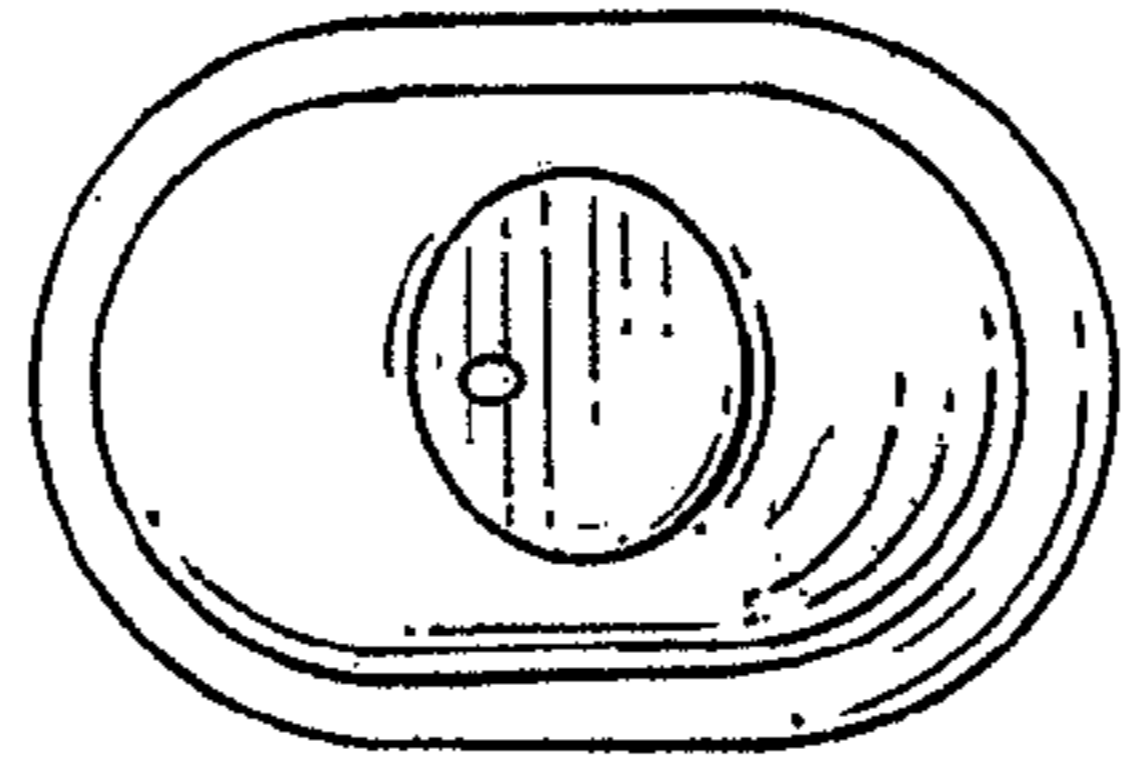


Fig. 2

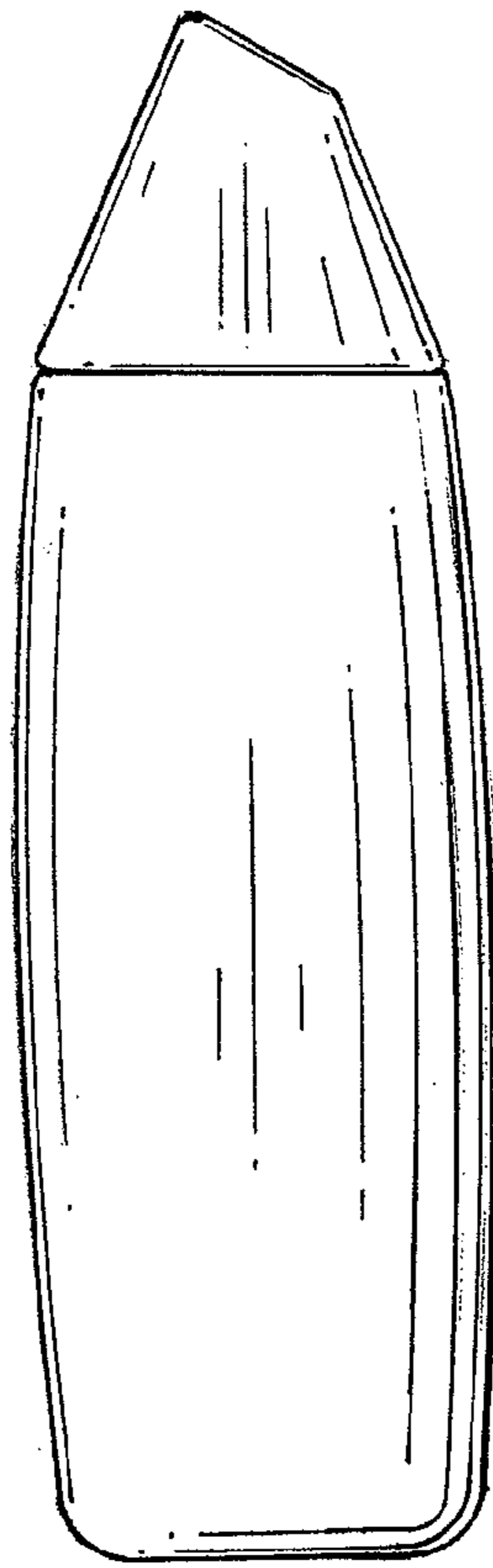


Fig. 3

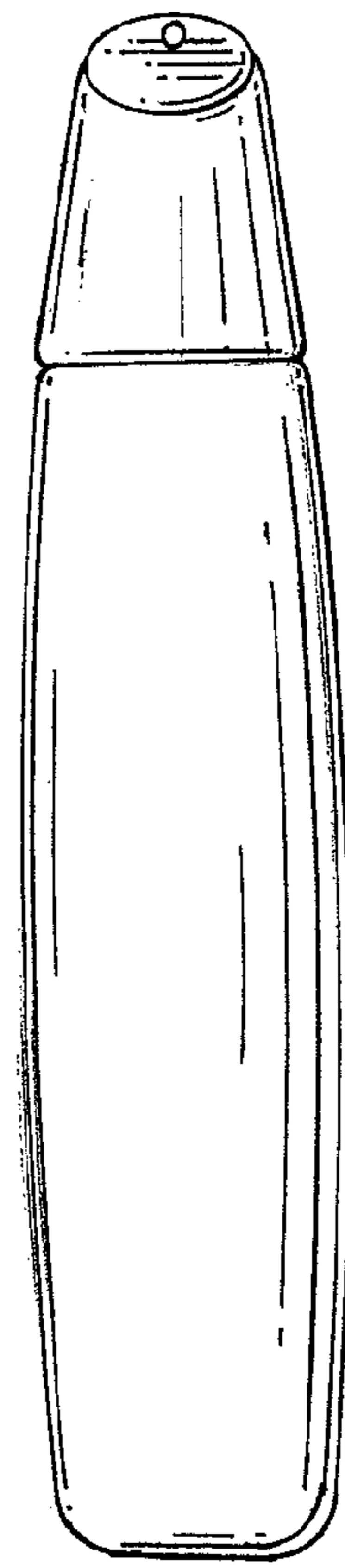


Fig. 6

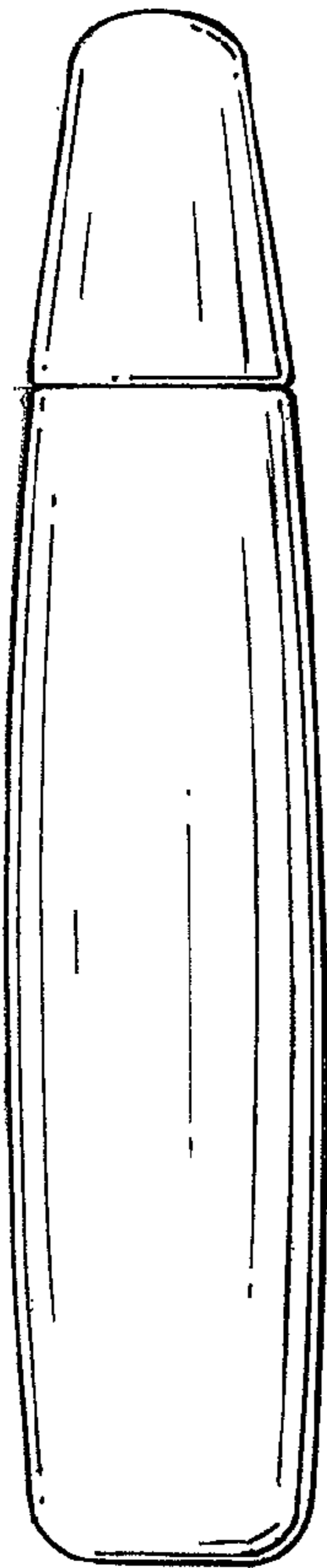


Fig. 5

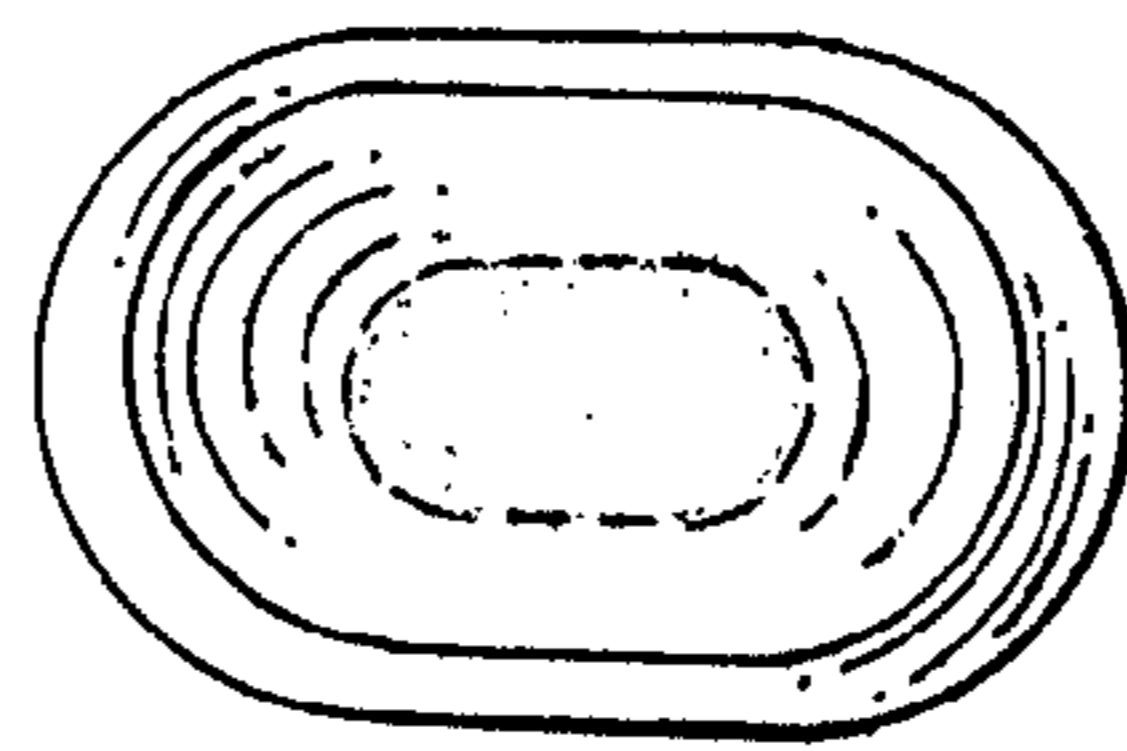


Fig. 4