



US00D692303S

(12) **United States Design Patent**  
**Rhodes et al.**

(10) **Patent No.:** **US D692,303 S**  
(45) **Date of Patent:** **\*\* Oct. 29, 2013**

(54) **CONTAINER**

(75) Inventors: **Evan Rhodes**, Sandy Hook, CT (US);  
**Tina M. Carlson**, Trumbull, CT (US);  
**Richard Anthony Stayte**, Singapore  
(SG); **Albert Sangjo Lee**, Hamden, CT  
(US); **John Bischoff**, Austintown, OH  
(US)

(73) Assignee: **Conopco, Inc.**, Englewood Cliffs, NJ  
(US)

(\*\*) Term: **14 Years**

(21) Appl. No.: **29/416,349**

(22) Filed: **Mar. 21, 2012**

(51) **LOC (9) Cl.** ..... **09-01**

(52) **U.S. Cl.**  
USPC ..... **D9/516; D9/537; D9/540**

(58) **Field of Classification Search**  
USPC ..... D9/516, 529–530, 537–543, 549, 571,  
D9/575, 550, 555, 558, 563, 574;  
215/379–384; 220/660–662, 669–673,  
220/675

See application file for complete search history.

(56) **References Cited**

**U.S. PATENT DOCUMENTS**

D190,399 S *	5/1961	Agin .....	D9/558
D204,164 S *	3/1966	Melind .....	D9/531
D210,114 S *	2/1968	Gantz et al. ....	D9/523
D462,618 S *	9/2002	Meeker et al. ....	D9/530
D463,271 S *	9/2002	Miranda .....	D9/726
D557,611 S *	12/2007	Ingemarsson .....	D9/549
D558,055 S *	12/2007	Ingemarsson .....	D9/552
D579,342 S	10/2008	Cloughton et al.	

D580,776 S	11/2008	Cloughton et al.	
D586,215 S *	2/2009	Gonzalez et al. ....	D9/516
D642,059 S *	7/2011	Webster et al. ....	D9/502

**OTHER PUBLICATIONS**

“Dove Men + Care Body and Face Wash on sale prior to Feb. 20, 2012”, p. 1-2.

Co-Pending application Rhodes et al., U.S. Appl. No. 29/416,348, filed Mar. 21, 2012.

Co-Pending application Rhodes et al., U.S. Appl. No. 29/418,657, filed Apr. 19, 2012.

Co-Pending application Rhodes et al., U.S. Appl. No. 29/418,658, filed Apr. 19, 2012.

\* cited by examiner

*Primary Examiner* — Ian Simmons

*Assistant Examiner* — Dana L Meyrow

(74) *Attorney, Agent, or Firm* — Alan A. Bornstein

(57) **CLAIM**

The ornamental design for a container, as shown and described.

**DESCRIPTION**

FIG. 1 is a front perspective view of a container showing our new design;

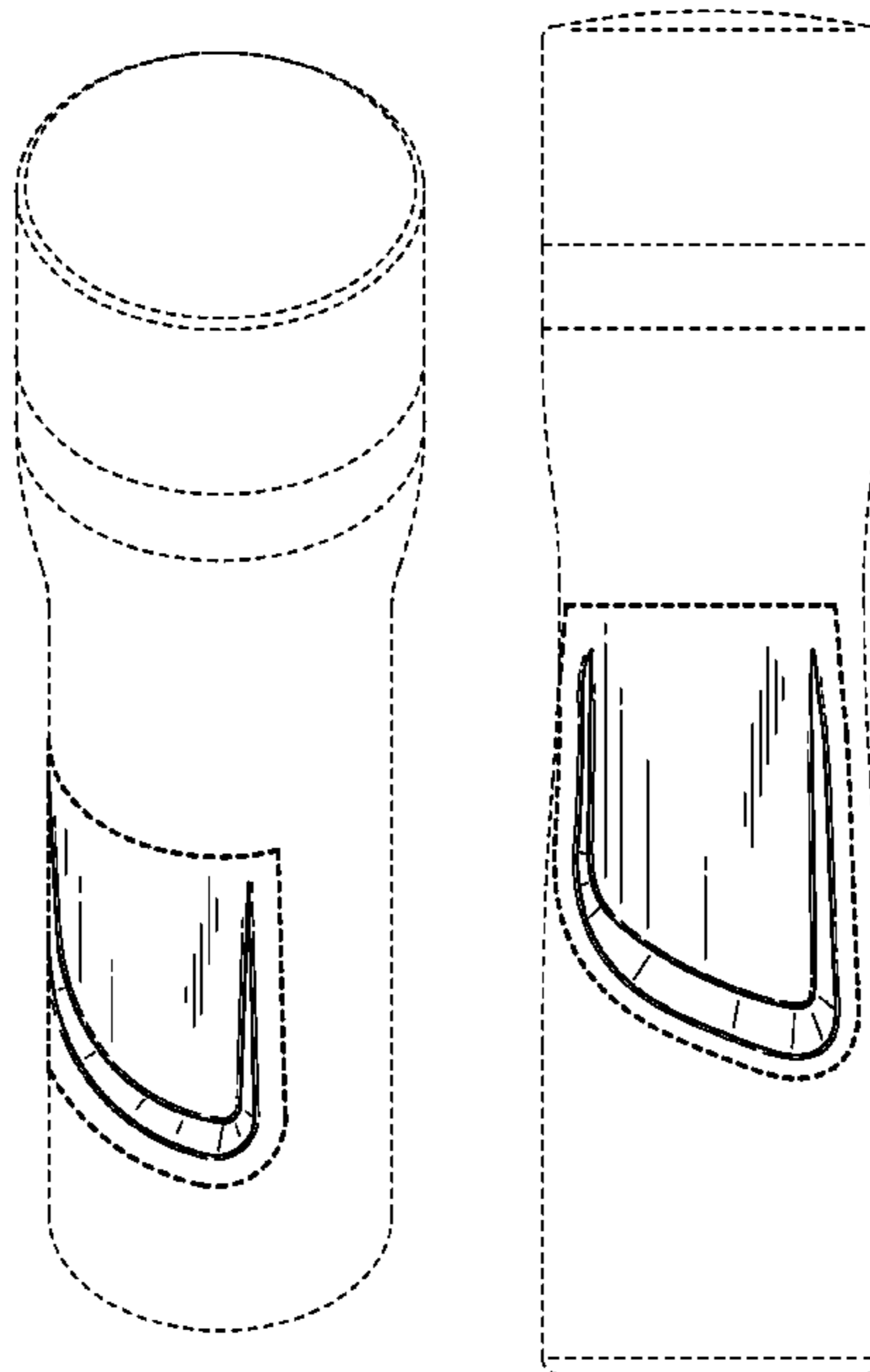
FIG. 2 is a front elevational view thereof;

FIG. 3 is a back elevational view thereof; and,

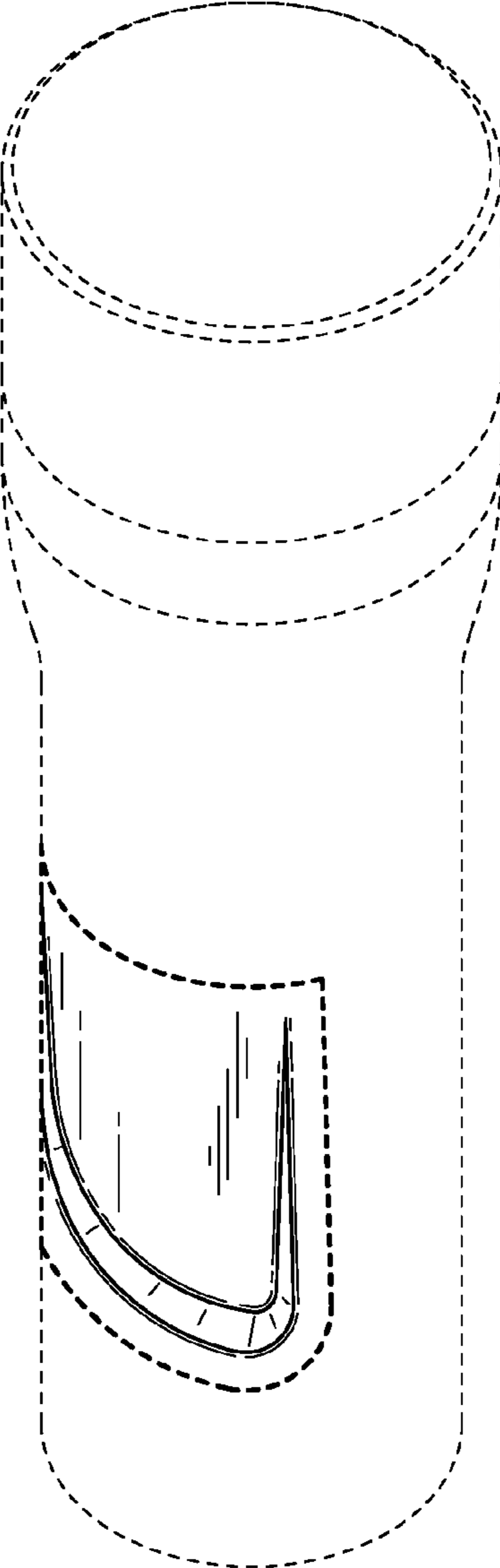
FIG. 4 is a right side elevational view thereof, the opposite side being a mirror image thereof.

The broken line immediately adjacent to the shaded area represents the bounds of the claimed design. All other broken lines are directed to environment and are for illustrative purposes only; the broken lines form no part of the claimed design.

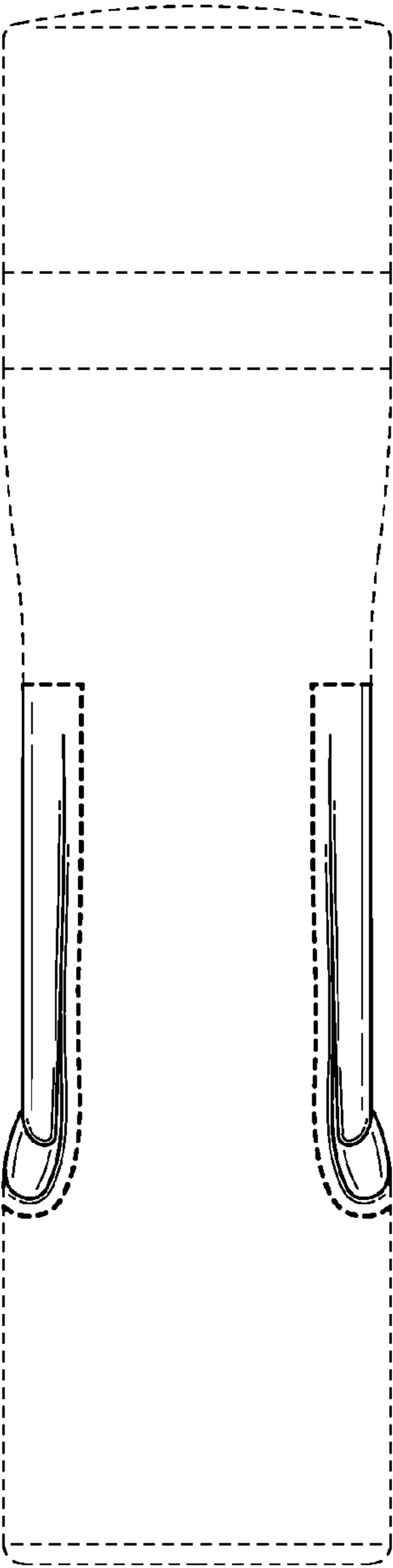
**1 Claim, 3 Drawing Sheets**



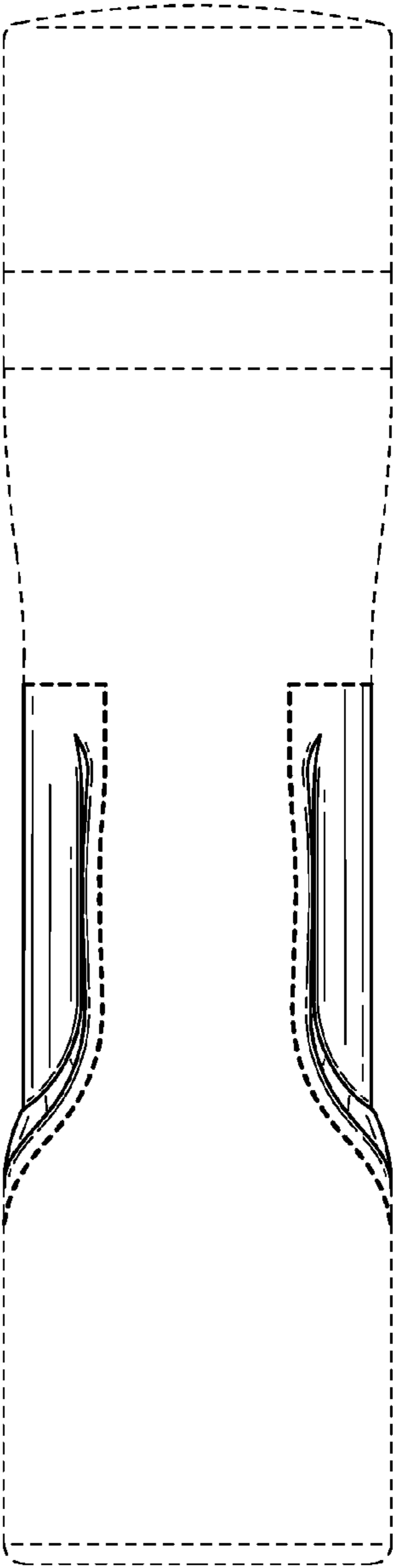
**FIG. 1**



*FIG. 2*



*FIG. 3*



*FIG. 4*

