



US00D692277S

(12) **United States Design Patent**  
**Smiedt et al.**

(10) **Patent No.:** **US D692,277 S**  
(45) **Date of Patent:** **\*\* Oct. 29, 2013**

(54) **BEVERAGE CONTAINER**  
(71) Applicant: **Seventh Generation, Inc.**, Burlington, VT (US)  
(72) Inventors: **Richard Smiedt**, New York, NY (US); **Karim Rashid**, New York, NY (US)

D609,527 S 2/2010 Roehrig  
D620,754 S 8/2010 Duke  
D620,758 S 8/2010 Smiedt et al.  
D621,060 S 8/2010 Smiedt et al.  
7,806,044 B2 10/2010 Lin  
D642,438 S 8/2011 Schofield et al.

(Continued)

(73) Assignee: **Seventh Generation Ventures, Inc.**, Burlington, VT (US)

**FOREIGN PATENT DOCUMENTS**

GB 2441046 A 2/2008

(\*\*) Term: **14 Years**

**OTHER PUBLICATIONS**

(21) Appl. No.: **29/458,425**

Smiedt et al., U.S. Appl. No. 29/415,601 (unpublished), Mar. 12, 2012.

(22) Filed: **Jun. 19, 2013**

(Continued)

**Related U.S. Application Data**

(62) Division of application No. 29/415,601, filed on Mar. 12, 2012, now Pat. No. Des. 686,453.

*Primary Examiner* — Susan Bennett Hattan

*Assistant Examiner* — Janice Hallmark

(51) **LOC (9) Cl.** ..... **07-01**

(74) *Attorney, Agent, or Firm* — Dunkiel Saunders Elliott Raubvogel & Hand PLLC; Justin W McCabe, Esq

(52) **U.S. Cl.**  
USPC ..... **D7/510**

(57) **CLAIM**

The ornamental design for a beverage container, as shown and described.

(58) **Field of Classification Search**  
USPC ..... D7/300.2, 509, 510, 511; D9/500, 539, D9/503, 504, 538; 215/379, 382, 6, 388  
See application file for complete search history.

**DESCRIPTION**

(56) **References Cited**

**U.S. PATENT DOCUMENTS**

1,211,614 A 1/1917 Morales  
1,424,774 A 8/1922 Pearl  
4,869,159 A 9/1989 Yan et al.  
5,441,752 A 8/1995 Sandin  
5,609,092 A 3/1997 Chen  
D398,519 S 9/1998 Keene  
D422,208 S 4/2000 Brose  
D580,708 S 11/2008 George  
D580,765 S 11/2008 Amann  
D604,991 S 12/2009 Ablo

FIG. 1 is a top, front, left side perspective view of a beverage container.

FIG. 2 is a front elevation view.

FIG. 3 is a rear elevation view.

FIG. 4 is a right side elevation view.

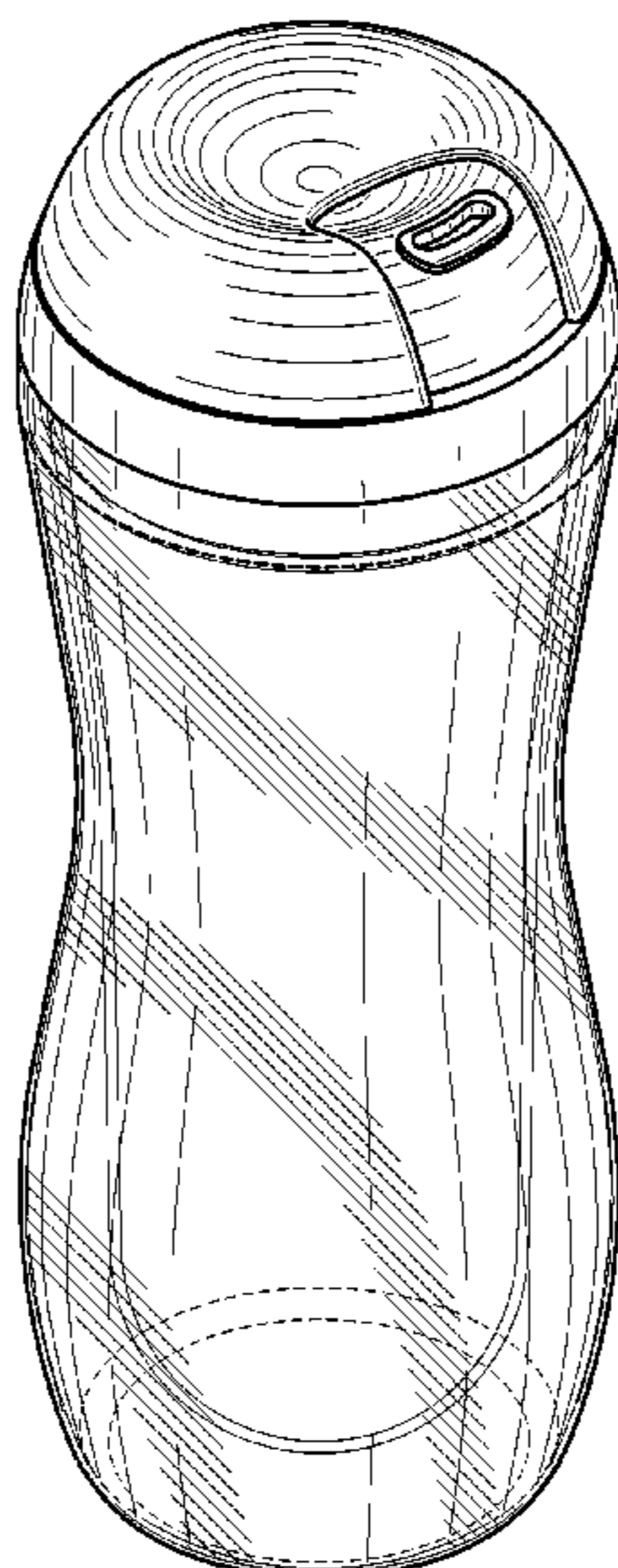
FIG. 5 is a left side elevation view.

FIG. 6 is a top plan view; and,

FIG. 7 is a bottom plan view.

The broken lines illustrate environmental structure and for no part of the claimed design.

**1 Claim, 6 Drawing Sheets**



(56)

**References Cited**

U.S. PATENT DOCUMENTS

D647,802 S 11/2011 Bunce et al.  
8,205,542 B2 6/2012 Gilbert  
D666,874 S 9/2012 Sakulsacha  
8,319,154 B2\* 11/2012 Shaikh et al. .... 219/387  
D681,217 S \* 4/2013 Smith ..... D24/197  
D682,017 S \* 5/2013 Smiedt et al. .... D7/392.1  
D682,033 S \* 5/2013 Dunn et al. .... D7/509  
D682,701 S \* 5/2013 Stephan et al. .... D9/539  
D682,702 S \* 5/2013 Stephan et al. .... D9/539  
D683,183 S \* 5/2013 Dunn et al. .... D7/509  
D683,187 S \* 5/2013 Gold et al. .... D7/510  
D683,188 S \* 5/2013 Gold et al. .... D7/510  
D683,189 S \* 5/2013 Thomas ..... D7/511  
D683,588 S \* 6/2013 Dunn et al. .... D7/509

D685,609 S \* 7/2013 Dunn et al. .... D7/510  
D686,918 S \* 7/2013 Lembke et al. .... D9/500  
D687,677 S \* 8/2013 Sturgess ..... D7/510  
2010/0037780 A1 2/2010 Pas et al.  
2010/0263549 A1 10/2010 Lee  
2013/0199989 A1\* 8/2013 Carter et al. .... 210/464

OTHER PUBLICATIONS

US PTO, Filing Receipt, U.S. Appl. No. 29/415,601, filed Mar. 23, 2012.

US PTO, Updated Filing Receipt, U.S. Appl. No. 29/415,601, filed Apr. 9, 2012.

US PTO, Office Action Summary, U.S. Appl. No. 29/415,601, filed Dec. 20, 2012.

\* cited by examiner

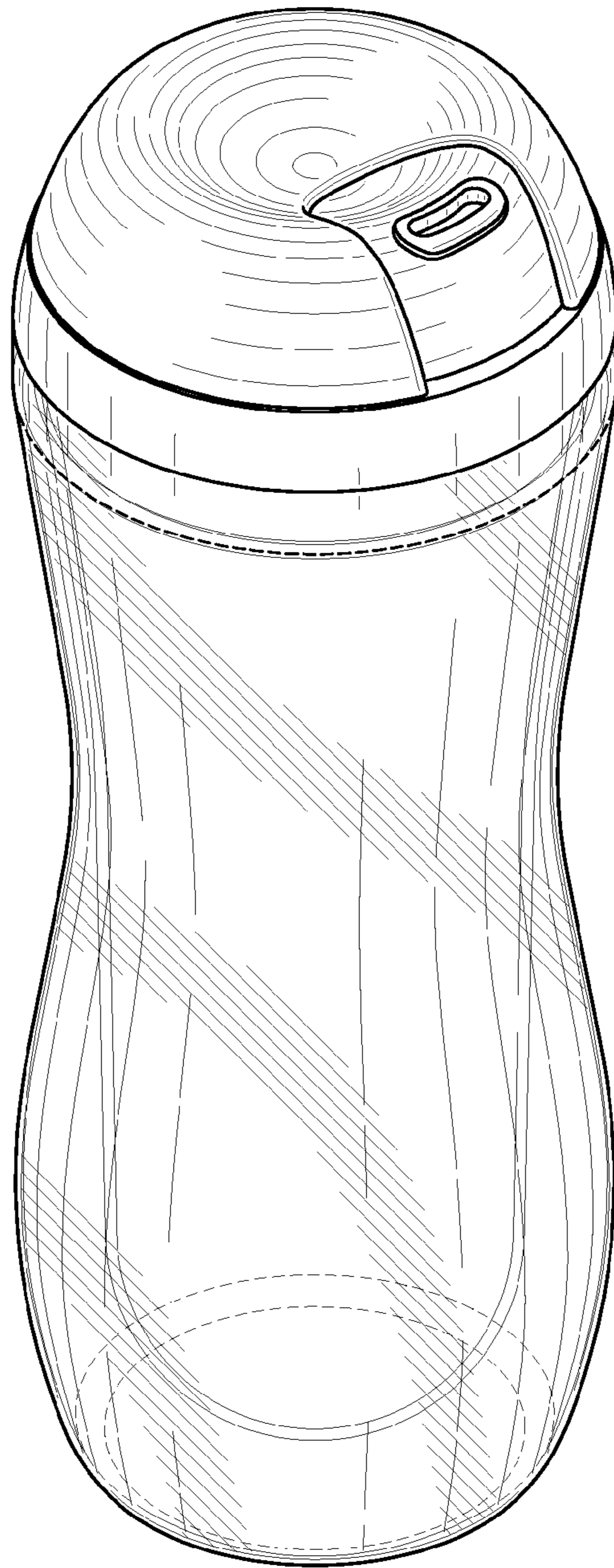


FIG. 1

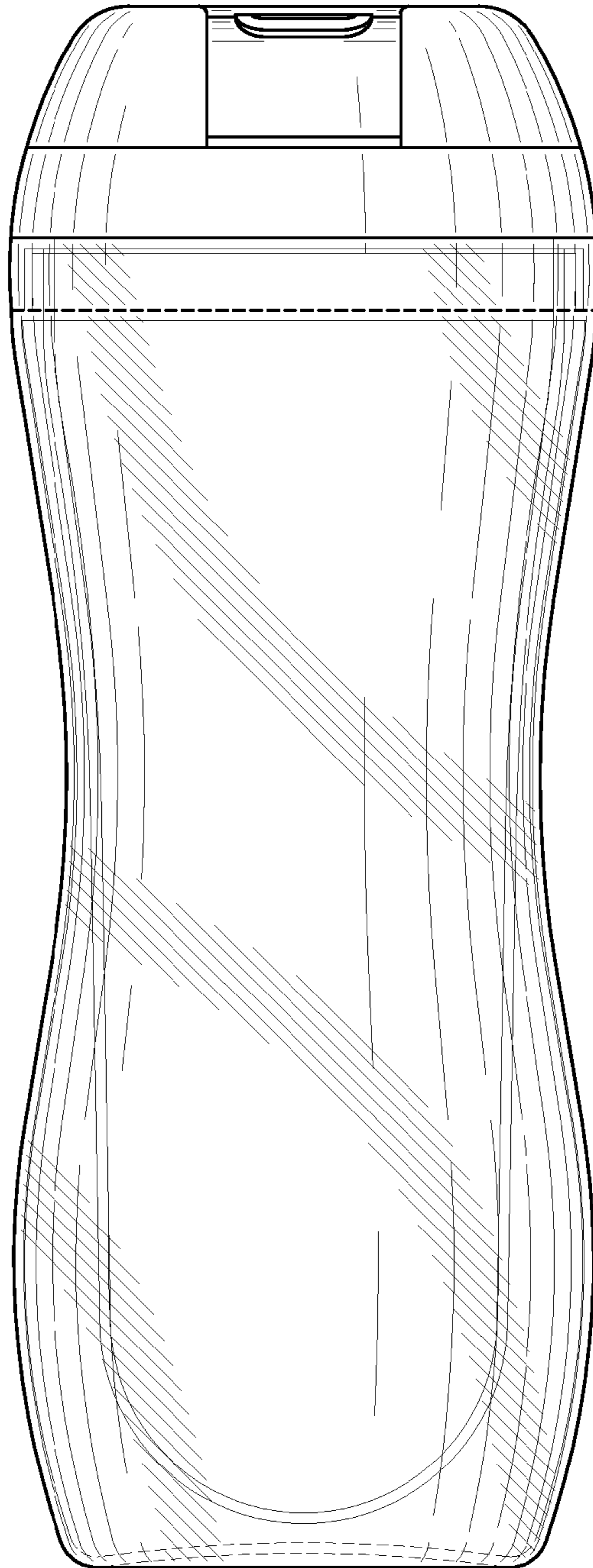


FIG. 2



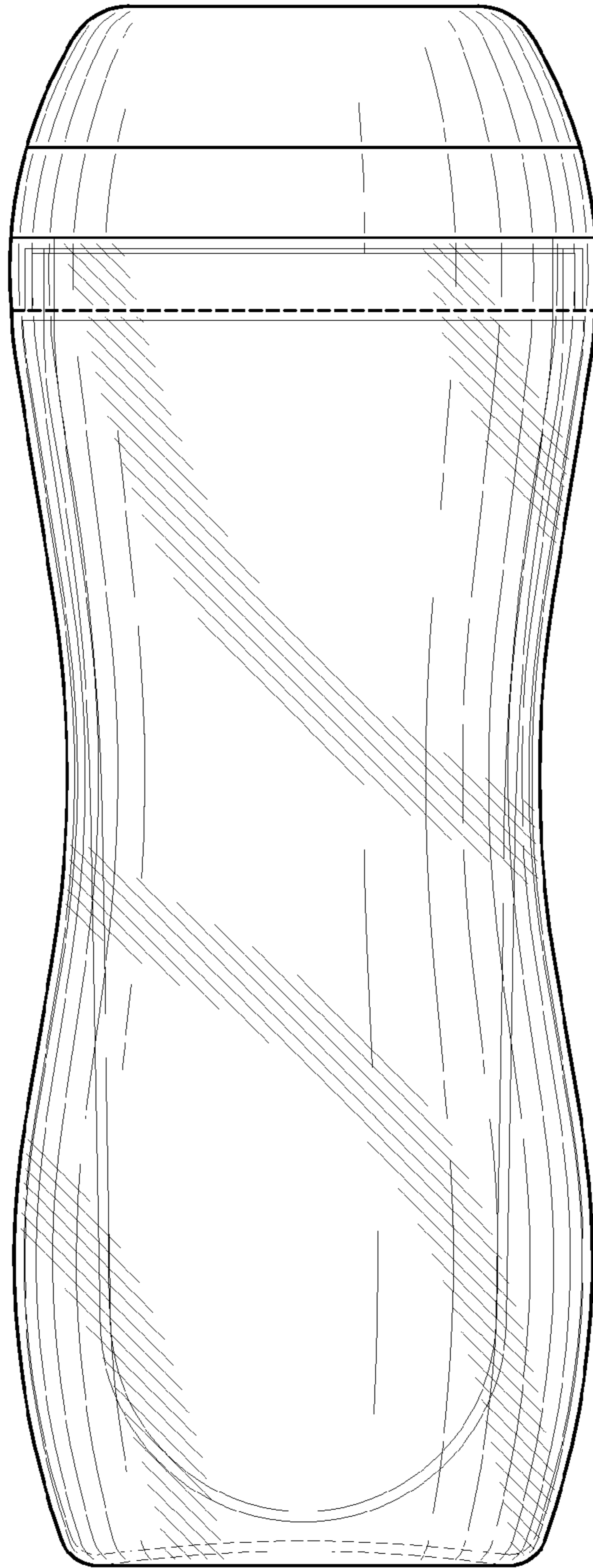


FIG. 3

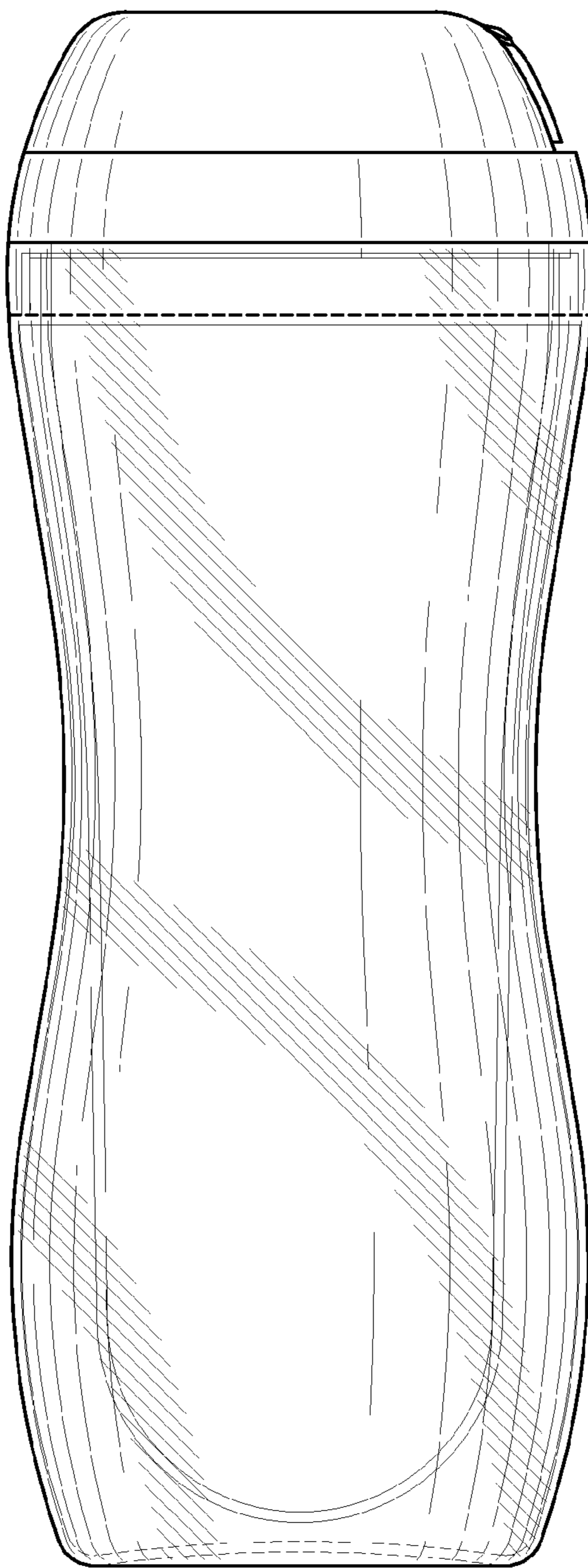


FIG. 4

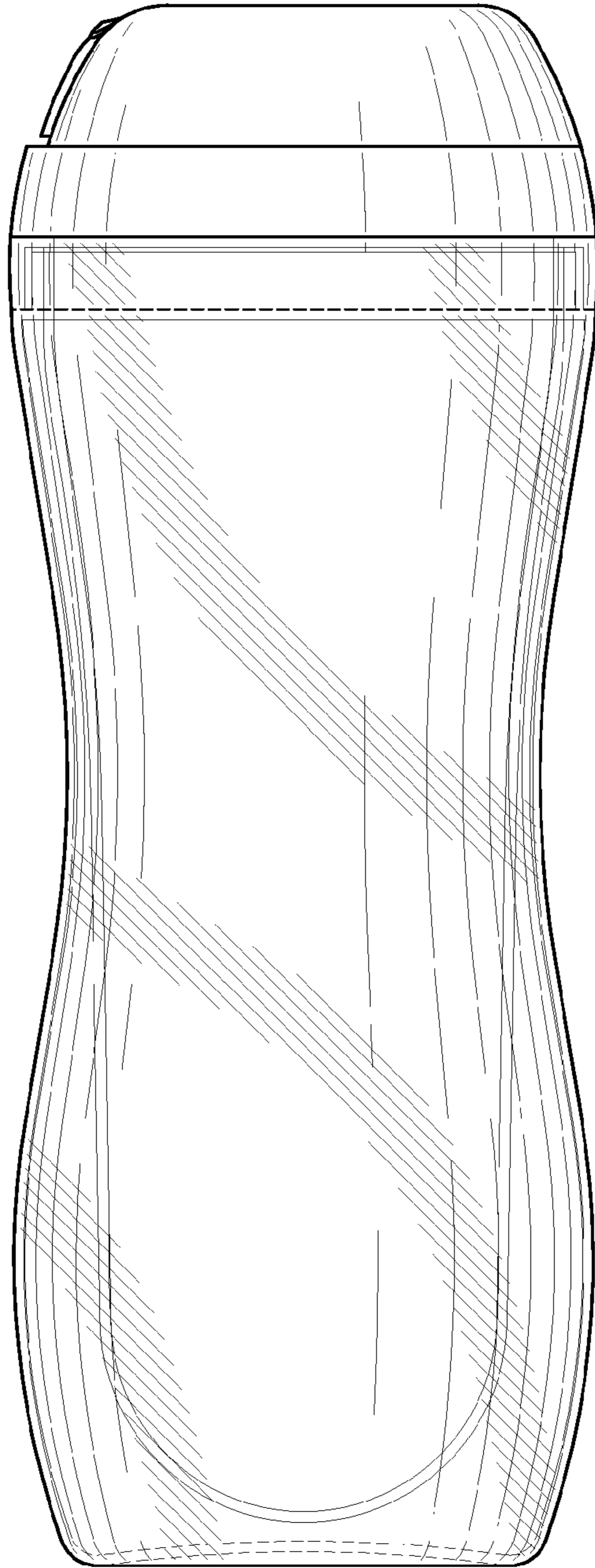


FIG. 5

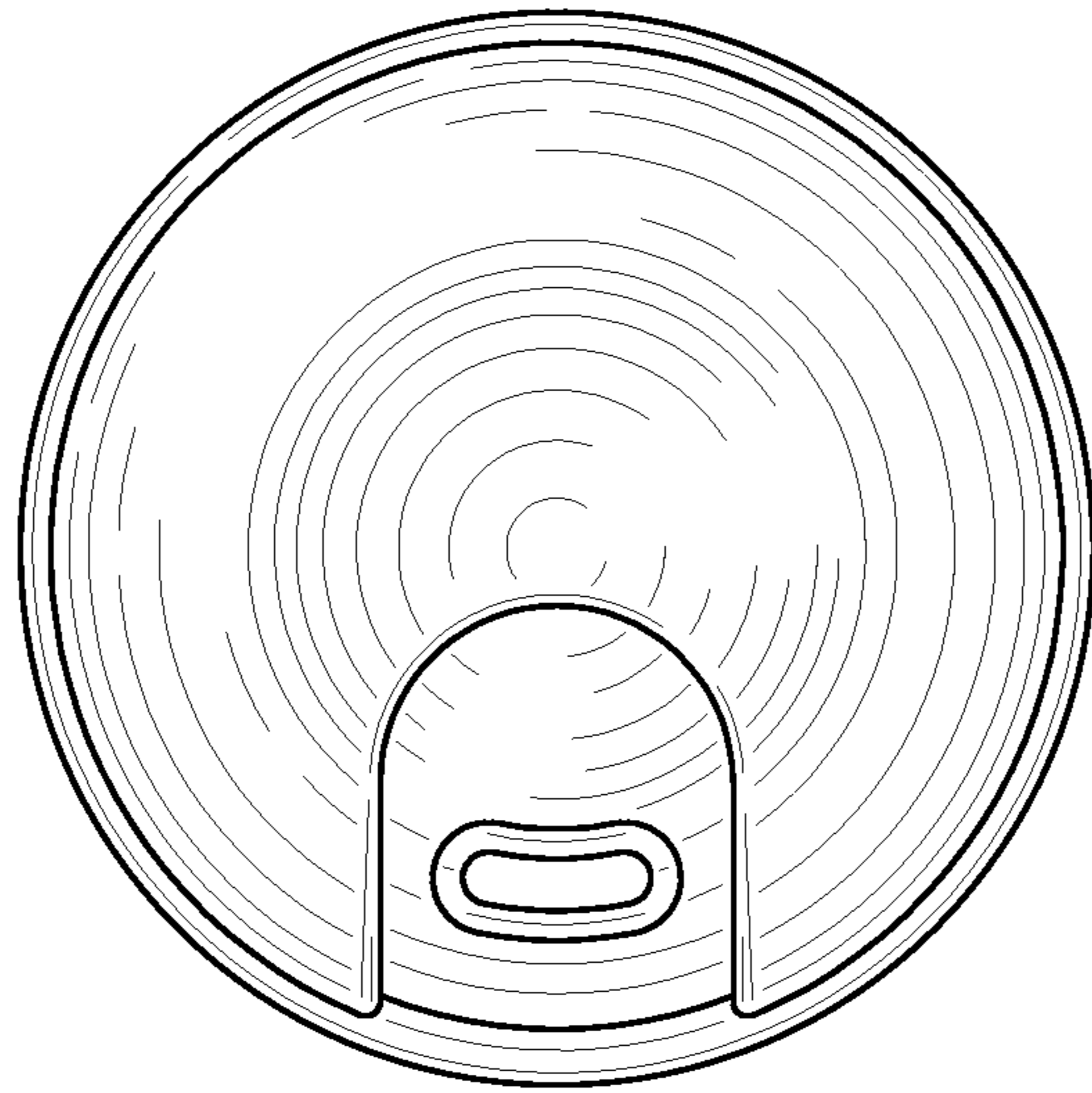


FIG. 6

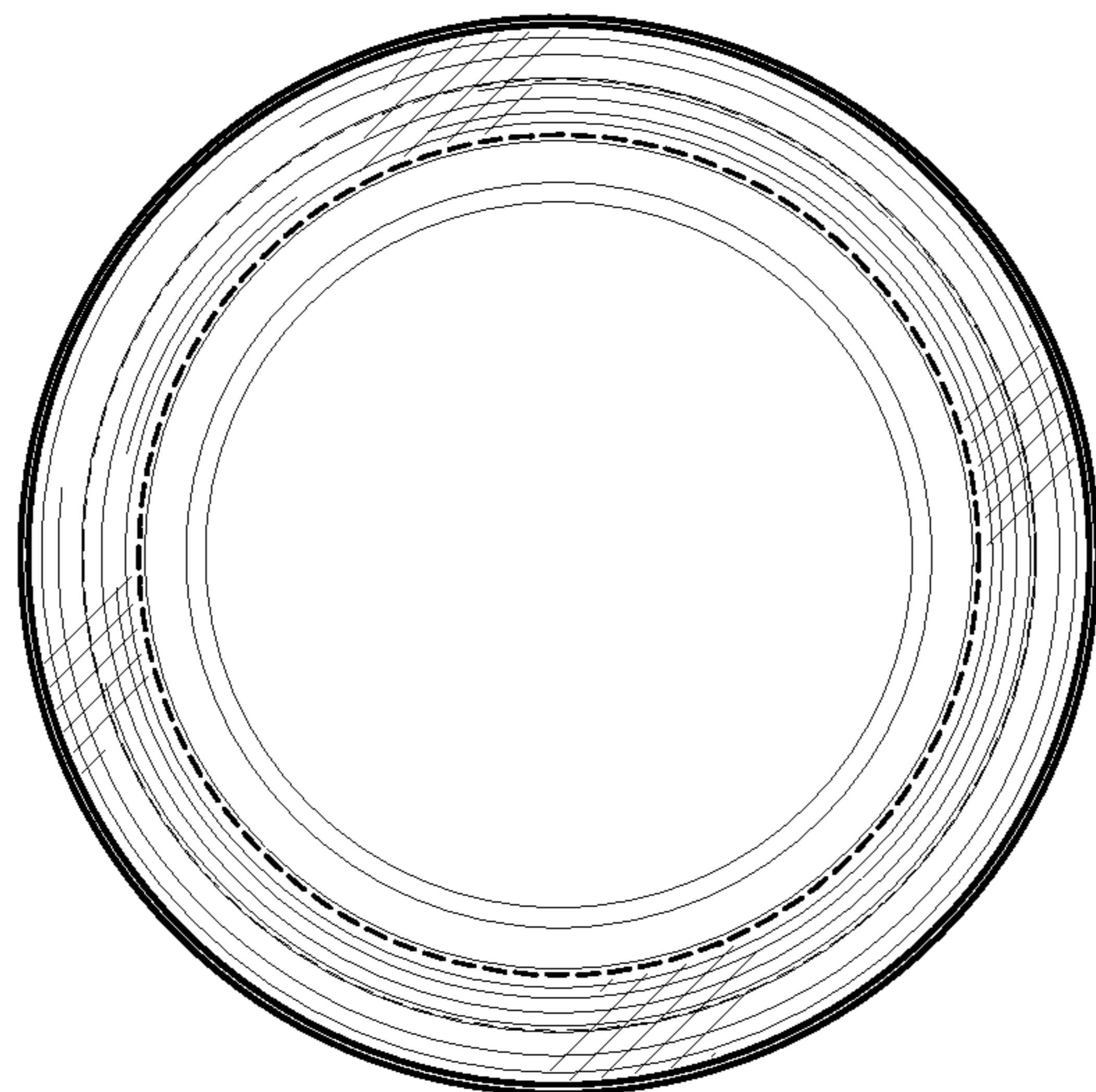


FIG. 7