

US00D692273S

(12) **United States Design Patent**
Liu et al.

(10) **Patent No.:** **US D692,273 S**
(45) **Date of Patent:** **** Oct. 29, 2013**

- (54) **GRILL SURFACE**
- (71) Applicant: **Tsann Kuen (Zhangzhou) Enterprise Co., Ltd., Fujian (CN)**
- (72) Inventors: **Tachi Liu, Tainan Tainan (TW); Nai-Chiang Pai, Taipei (TW)**
- (73) Assignee: **Tsann Kuen (Zhangzhou) Enterprise Co., Ltd., Zhangzhou (CN)**
- (**) Term: **14 Years**
- (21) Appl. No.: **29/449,881**
- (22) Filed: **Mar. 15, 2013**
- (51) **LOC (9) Cl.** **07-02**
- (52) **U.S. Cl.**
USPC **D7/402; D7/365**
- (58) **Field of Classification Search**
USPC D7/339-341, 346, 354-361, 388, 402, D7/408-409, 363; D23/346-347, 397; 99/385, 402, 403, 427, 449-450, 421 A, 99/421 H, 421 R, 349, 375; 126/211, 275 R, 126/1 R; 220/491, 912
See application file for complete search history.

- (56) **References Cited**
U.S. PATENT DOCUMENTS
- | | | | | |
|------------|---|---------|--------------------|--------|
| D257,115 S | * | 9/1980 | Anderson | D7/359 |
| D283,195 S | * | 4/1986 | Danley et al. | D7/402 |
| D337,483 S | * | 7/1993 | Newton et al. | D7/388 |
| D362,154 S | * | 9/1995 | Pusateri | D7/359 |
| D364,995 S | * | 12/1995 | Koziol | D7/409 |
| D367,205 S | * | 2/1996 | O'Higgins | D7/409 |

D389,374 S	*	1/1998	Miller	D7/408
D436,797 S	*	1/2001	Huang et al.	D7/363
D551,019 S	*	9/2007	Dreimann et al.	D7/409
D576,447 S	*	9/2008	Dreimann et al.	D7/409
D604,559 S	*	11/2009	Woodruff	D7/408
7,640,849 B2	*	1/2010	Grant	99/349
D611,762 S	*	3/2010	Liu et al.	D7/409
7,669,522 B2	*	3/2010	Cohen et al.	99/375
D616,702 S	*	6/2010	Liu et al.	D7/409
D628,017 S	*	11/2010	Funnell et al.	D7/408
D633,337 S	*	3/2011	Funnell et al.	D7/408
2004/0216730 A1	*	11/2004	Sawhney et al.	126/1 R

* cited by examiner

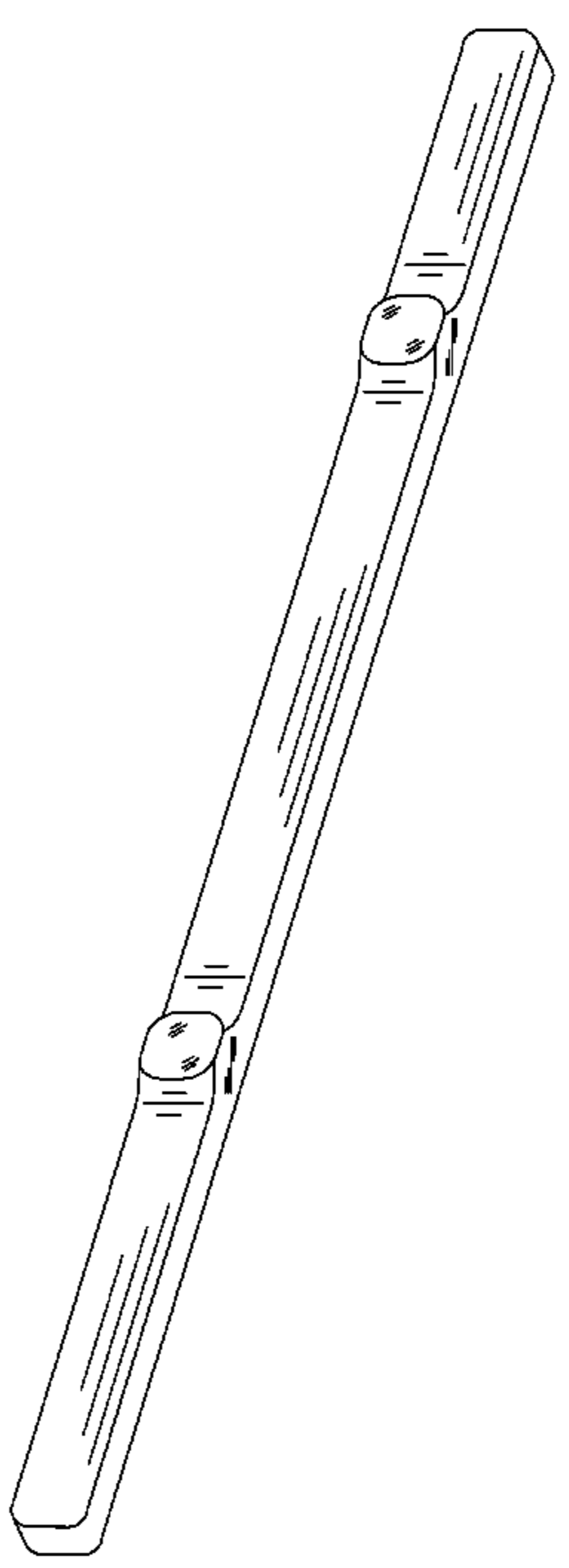
Primary Examiner — T. Chase Nelson
Assistant Examiner — Mark Cavanna
 (74) *Attorney, Agent, or Firm* — Rabin & Berdo, P.C.

(57) **CLAIM**
 The ornamental design for a grill surface, as shown and described.

DESCRIPTION

FIG. 1 is a front view of a grill surface showing my new design;
 FIG. 2 is a rear view thereof;
 FIG. 3 is a left side view thereof;
 FIG. 4 is a right side view thereof;
 FIG. 5 is a top plan view thereof;
 FIG. 6 is a bottom plan view thereof;
 FIG. 7 is a perspective view thereof;
 FIG. 8 is a perspective view shown in a position of use; and,
 FIG. 9 is another perspective view shown in a position of use.
 The broken line showing in Figures is for illustrative purposes only and forms no part of the claimed design.

1 Claim, 9 Drawing Sheets



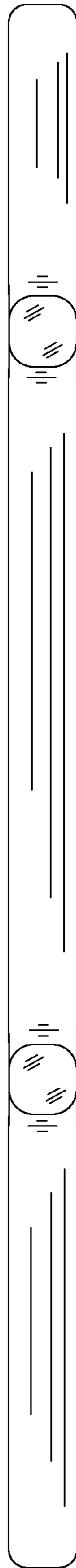


FIG. 1

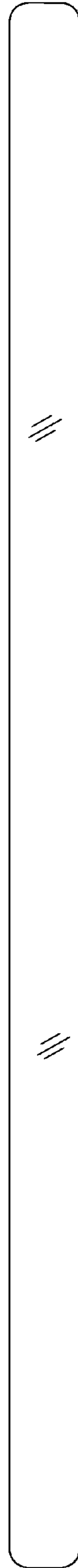


FIG. 2



FIG. 3

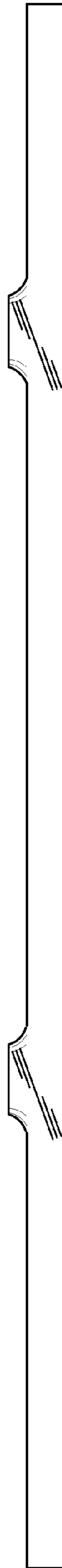


FIG. 4



FIG. 5

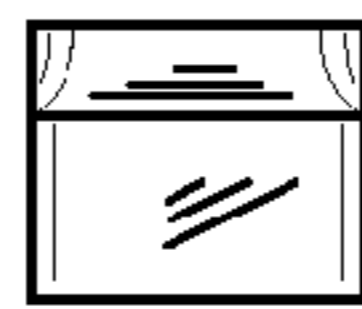


FIG. 6

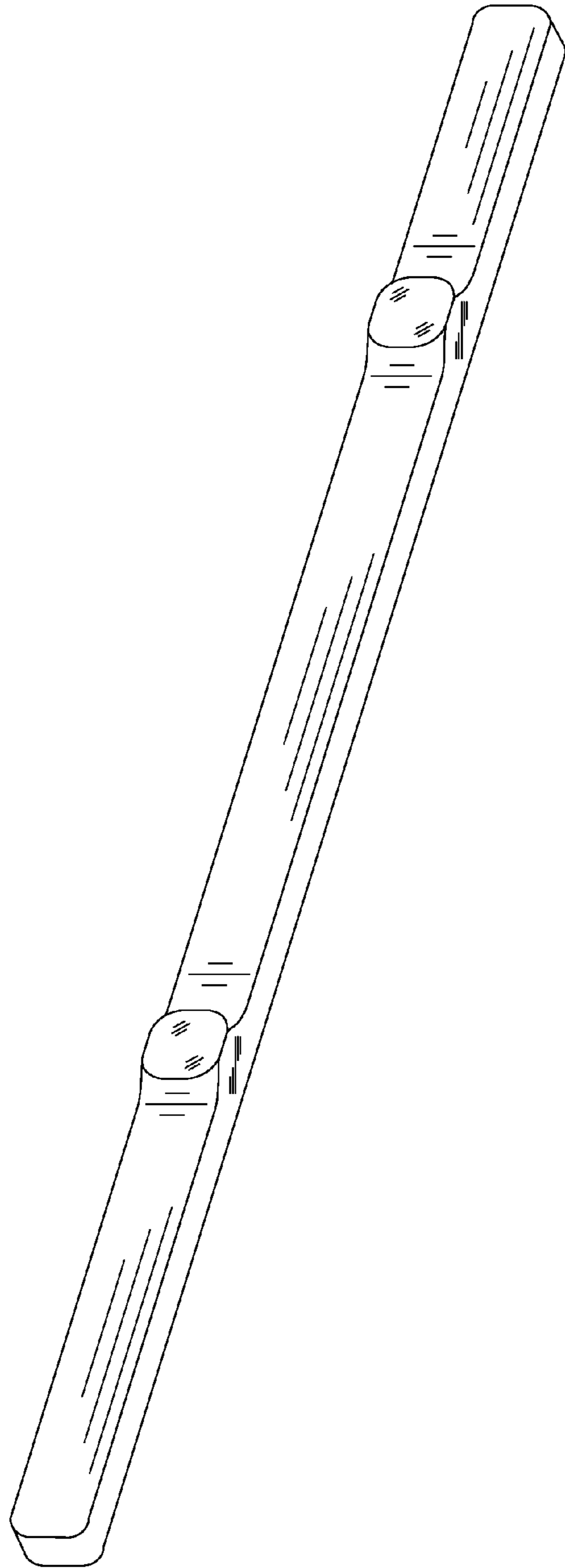


FIG. 7

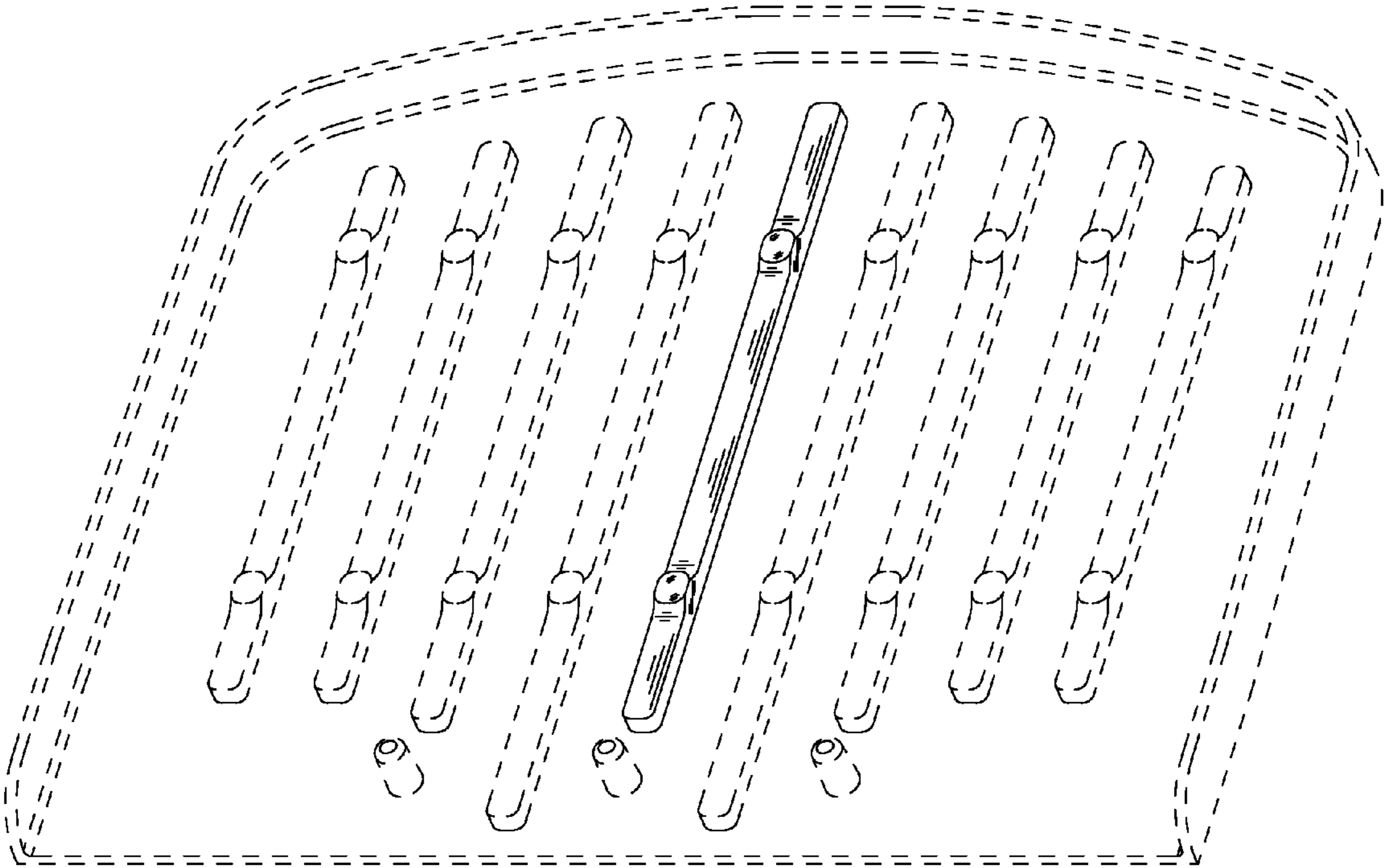


FIG. 8

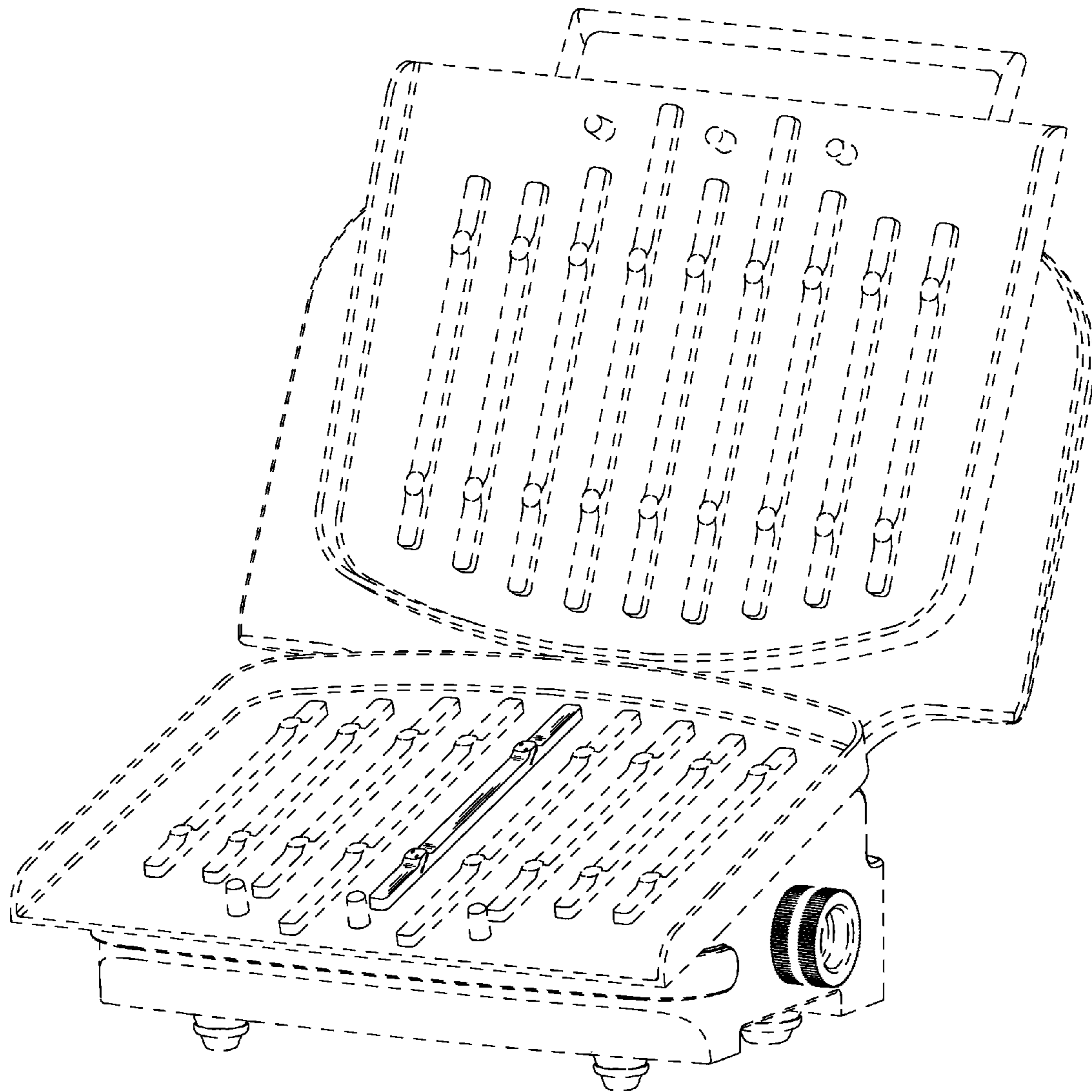


FIG. 9