

US00D692269S

(12) **United States Design Patent**
Mulgrew

(10) **Patent No.:** **US D692,269 S**

(45) **Date of Patent:** **** Oct. 29, 2013**

(54) **COUNTERTOP FOOD TREATMENT APPLIANCE**

(75) Inventor: **Terrance Mulgrew**, Pittsburgh, PA (US)

(73) Assignees: **Sanist Technologies, LLC**, Pittsburgh, PA (US); **South Asia International (H.K.) Ltd**, Hong Kong (HK)

(**) Term: **14 Years**

(21) Appl. No.: **29/414,539**

(22) Filed: **Feb. 29, 2012**

(51) **LOC (9) Cl.** **31-00**

(52) **U.S. Cl.**
USPC **D7/368**

(58) **Field of Classification Search**
USPC D7/368, 323, 665, 666; 134/57 D, 184, 134/209; 422/186.3, 186.07, 186.08, 28, 422/50; 210/192, 209, 205, 252, 760, 266, 210/748.11, 917; 250/432 R
See application file for complete search history.

(56) **References Cited**

U.S. PATENT DOCUMENTS

6,299,770 B1 * 10/2001 Diener et al. 210/252
D483,984 S * 12/2003 Endres et al. D7/368

D514,396 S * 2/2006 Feil D7/665
7,687,040 B2 * 3/2010 Smith 422/186.12
8,133,400 B2 * 3/2012 Kee et al. 210/760
2006/0191824 A1 * 8/2006 Arett et al. 210/85

* cited by examiner

Primary Examiner — Terry Wallace

(74) *Attorney, Agent, or Firm* — Rothwell, Figg, Ernst & Manbeck PC

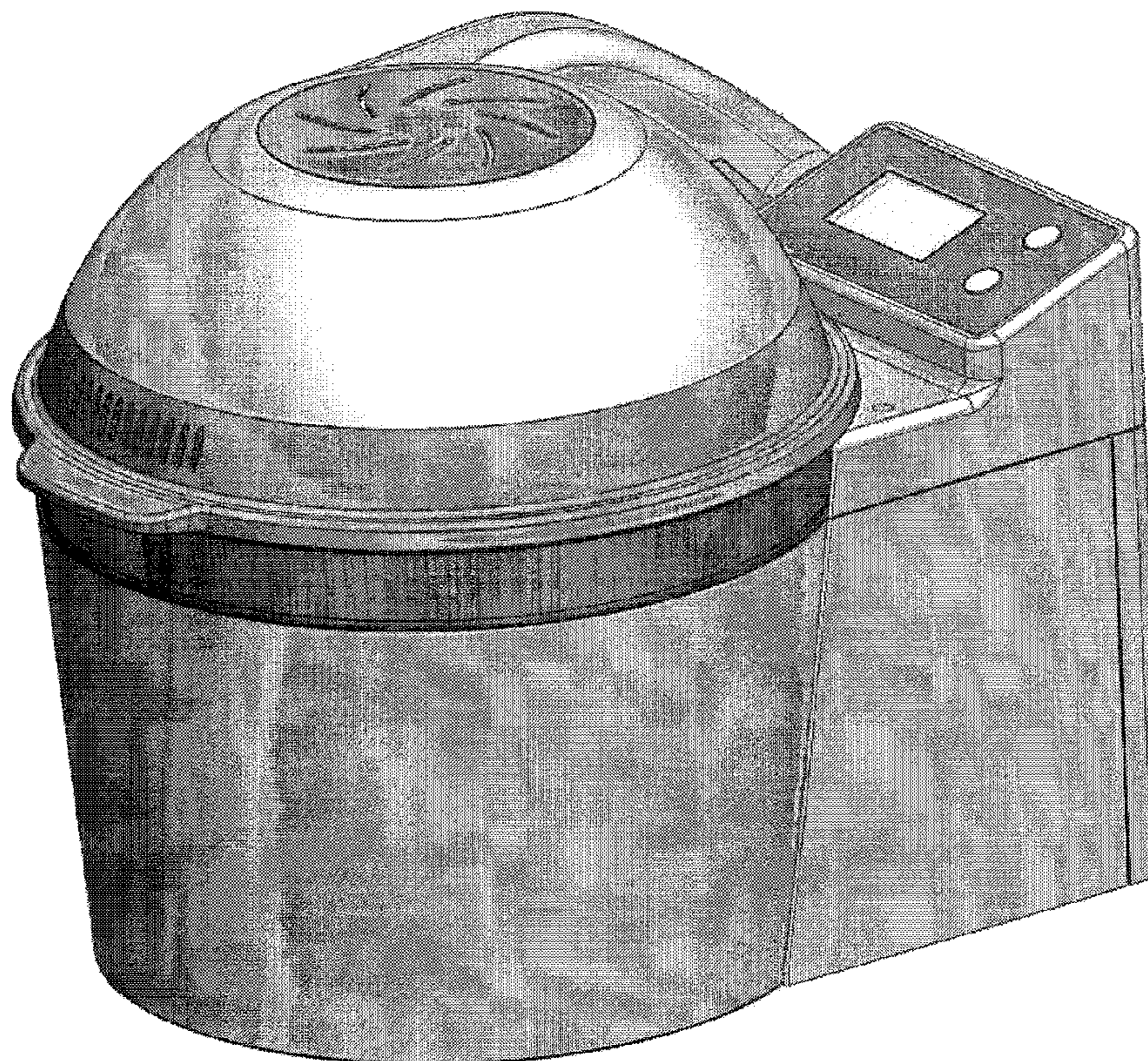
(57) **CLAIM**

The ornamental design for a countertop food treatment appliance, as shown and described.

DESCRIPTION

FIG. 1 shows a right side perspective view of the countertop food treatment appliance with a closed lid.
FIG. 2 shows a right side perspective view of the countertop food treatment appliance with an open lid.
FIG. 3 shows a left side perspective view of the countertop food treatment appliance with an open lid.
FIG. 4 shows a left side perspective view of the countertop food treatment appliance with a closed lid.
FIG. 5 shows a right side perspective view of the countertop food treatment appliance with a closed lid; and,
FIG. 6 shows a right side perspective view of the countertop food treatment appliance with an open lid.

1 Claim, 6 Drawing Sheets






FIG. 1




FIG. 2

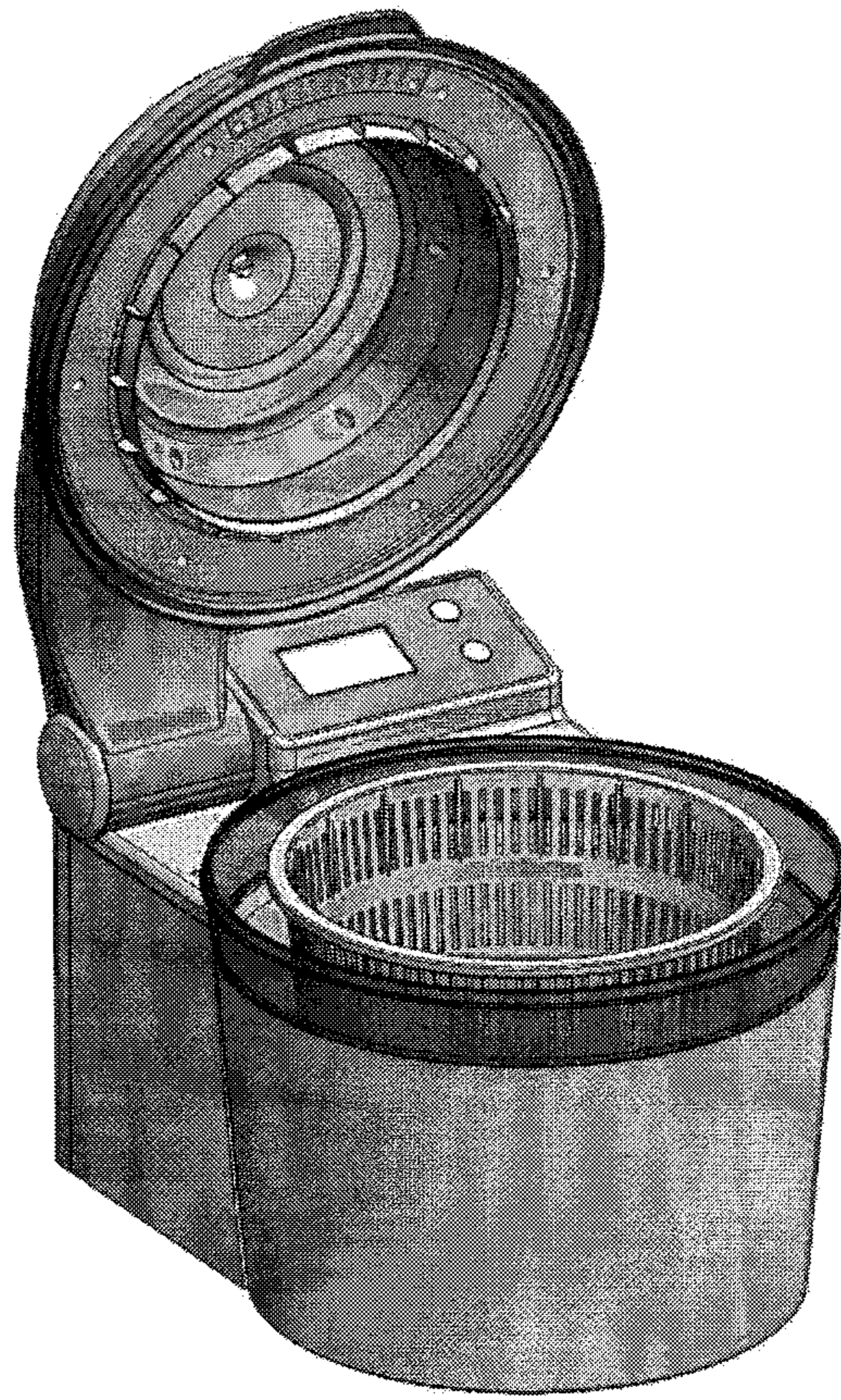


FIG. 3




FIG. 4

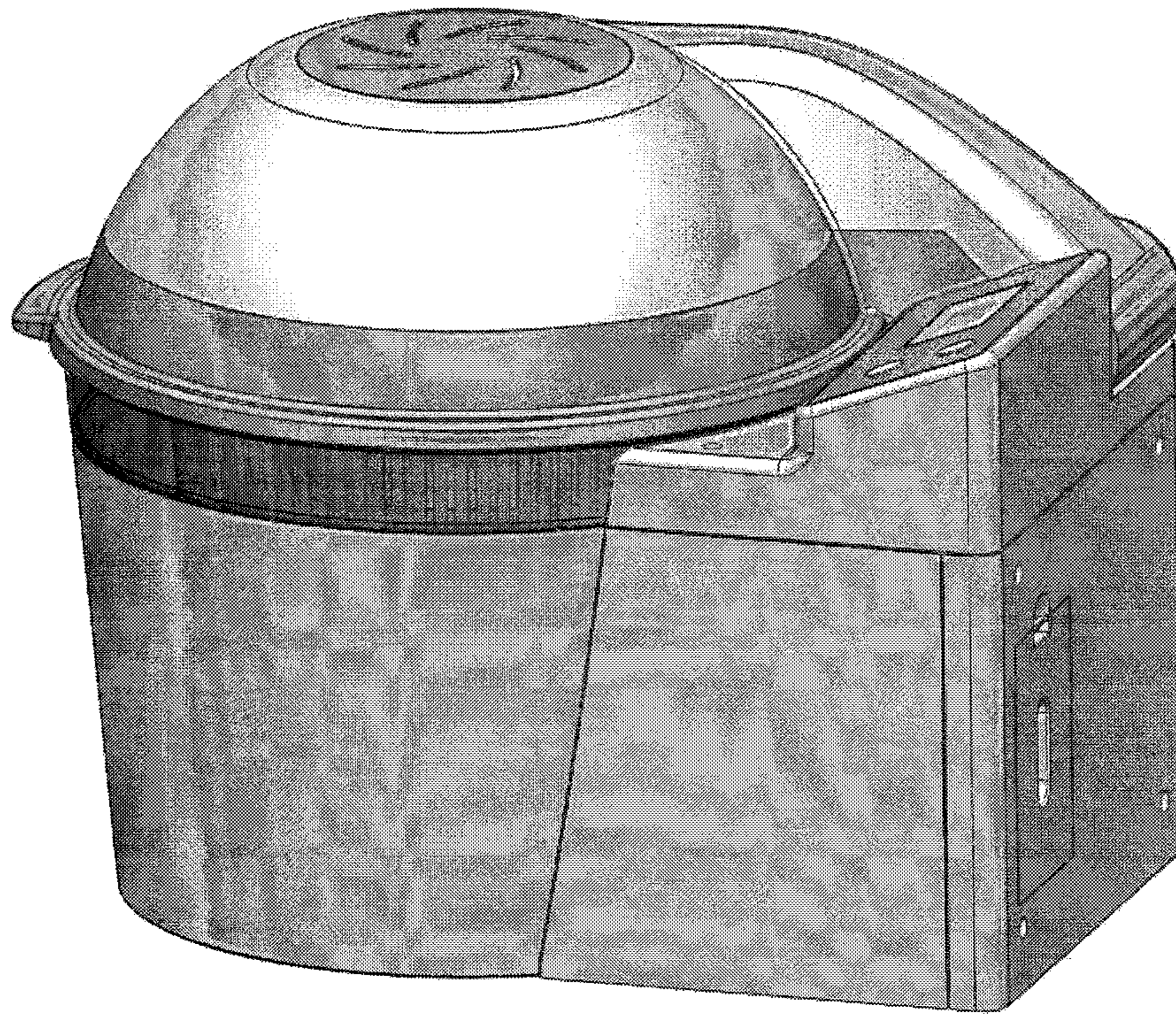


FIG. 5

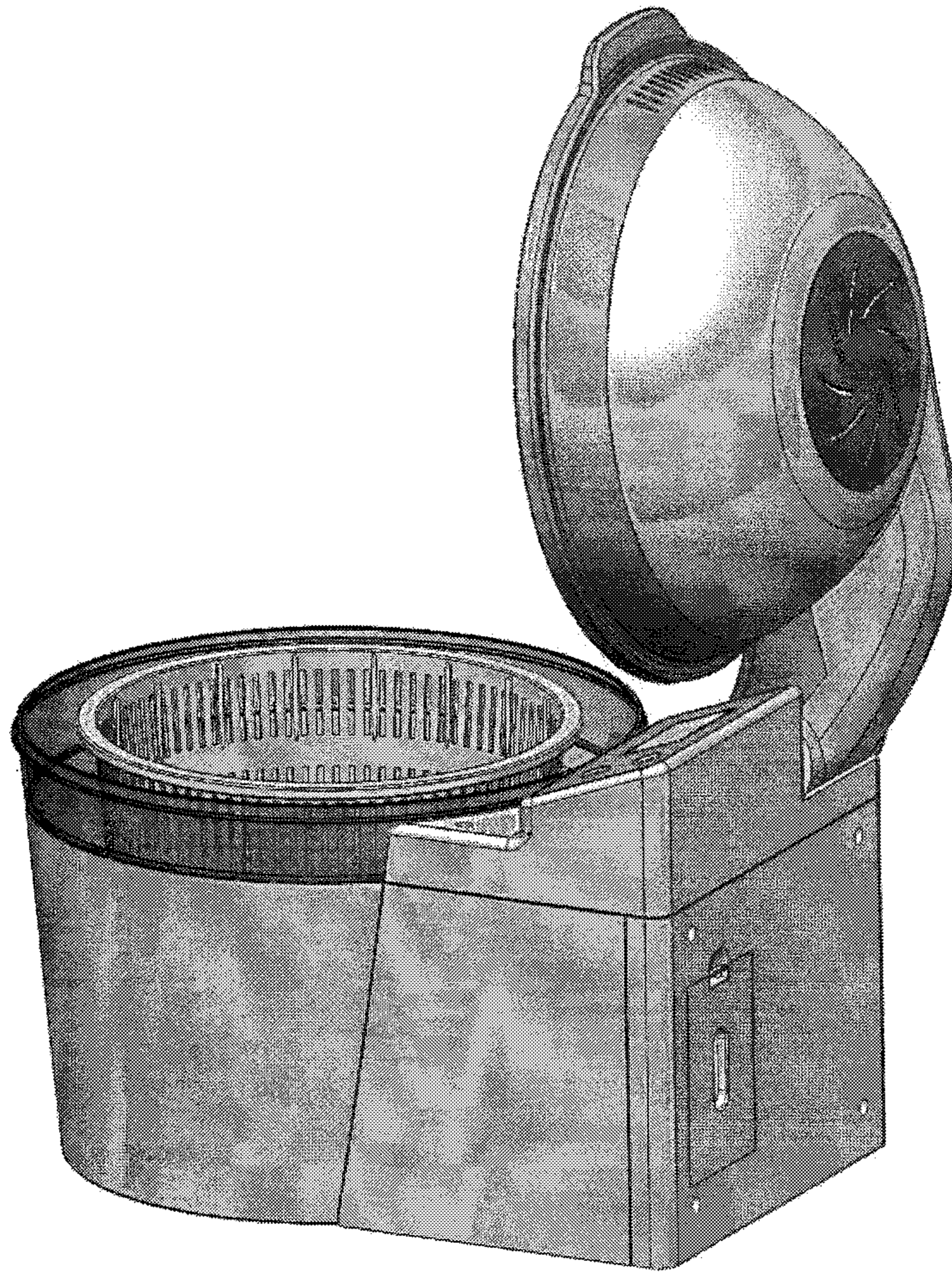


FIG. 6