



US00D692259S

(12) **United States Design Patent**
Janowski

(10) **Patent No.:** **US D692,259 S**

(45) **Date of Patent:** **** Oct. 29, 2013**

(54) **SEAT COVER**

(75) Inventor: **Joseph D. Janowski**, Creskill, NJ (US)

(73) Assignee: **Automotive Innovations, Inc.**,
Woodland Park, NJ (US)

(**) Term: **14 Years**

(21) Appl. No.: **29/411,059**

(22) Filed: **Jan. 16, 2012**

(51) **LOC (9) Cl.** **06-13**

(52) **U.S. Cl.**
USPC **D6/611**

(58) **Field of Classification Search**
USPC D6/610, 611, 596, 601, 602, 603, 615,
D6/617, 621; D7/332, 334-337;
D12/401-405; 135/87, 88.01, 95;
150/165-167, 158, 154; 280/770;
296/136.01, 136.1, 136.11

See application file for complete search history.

(56) **References Cited**

U.S. PATENT DOCUMENTS

2,848,039	A	8/1958	Lenz
4,047,756	A	9/1977	Ney
4,413,857	A	11/1983	Hayashi
4,887,865	A	12/1989	Dawidzon
5,560,683	A	10/1996	Penley
5,613,730	A	3/1997	Buie et al.
5,615,928	A	4/1997	Penley

(Continued)

FOREIGN PATENT DOCUMENTS

EP	2075156	A2	7/2009
JP	2000-070078	A	3/2000
KR	20-1998-004934		10/1998
WO	WO-98-54025	A1	12/1998

OTHER PUBLICATIONS

Tactical-Life.com, website, <http://www.tactical-life.com/online/tactical-weapons/vehicle-seat-covers/>.
Seat Makers, website, <http://matchmyjeep.com/>.

(Continued)

Primary Examiner — Katrina A Betton

(74) *Attorney, Agent, or Firm* — Clegg, PC; Perry S. Clegg

(57) **CLAIM**

The ornamental design for a seat cover, as shown and described.

DESCRIPTION

FIG. 1 is a perspective view of the seat cover showing the removable center panel attached to the seat cover. Stitching shown in dashed lines in FIG. 1 forms no part of the claimed design;

FIG. 2 is another perspective view of the seat cover of FIG. 1 showing the removable center panel partially removed from the seat cover. Stitching shown in dashed lines in FIG. 2 forms no part of the claimed design;

FIG. 3 is a right side view of the seat cover of FIG. 1. Stitching shown in dashed lines in FIG. 3 forms no part of the claimed design;

FIG. 4 is a left side view of the seat cover of FIG. 1. Stitching shown in dashed lines in FIG. 4 forms no part of the claimed design;

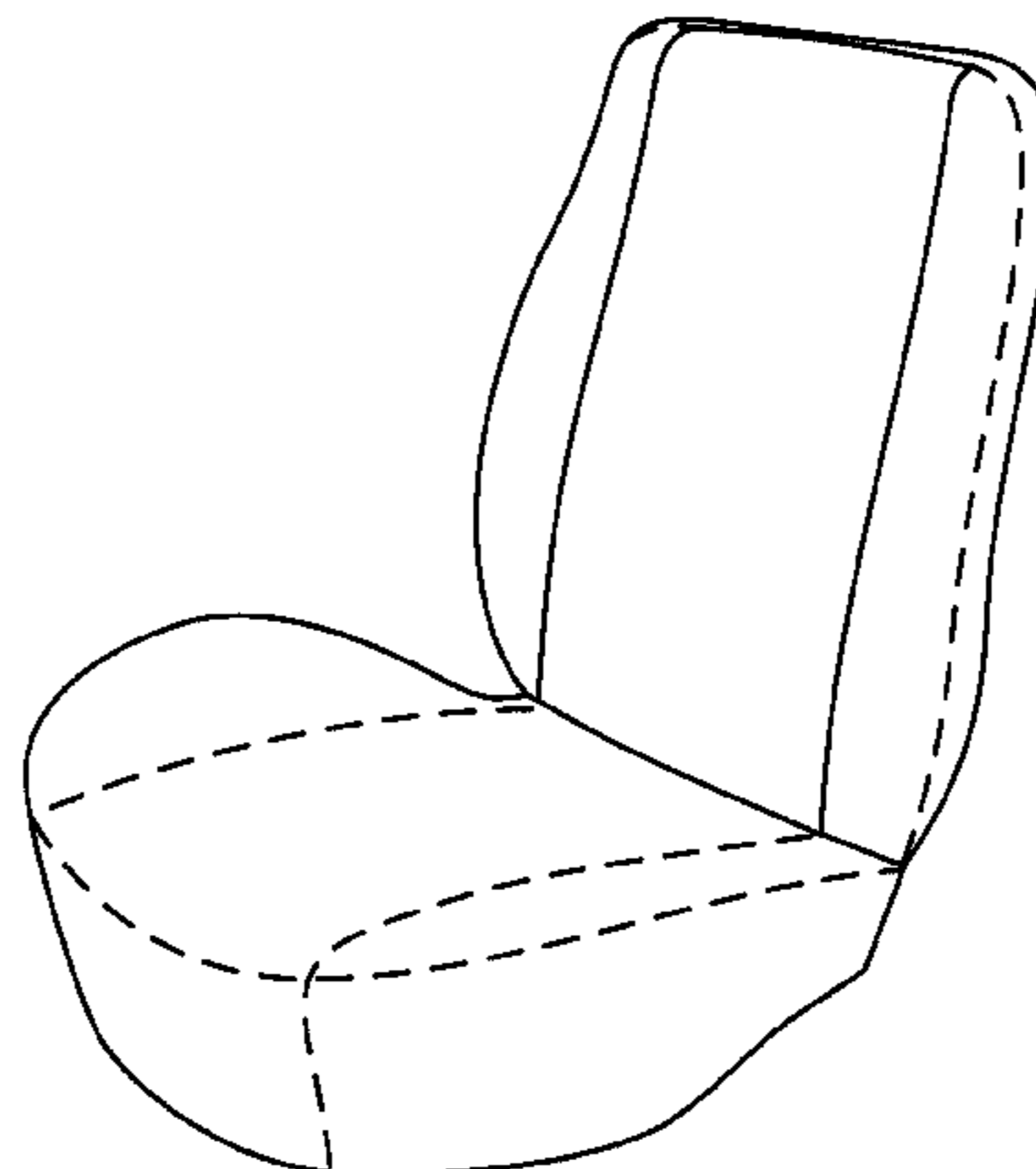
FIG. 5 is a top view of the seat cover of FIG. 1. Stitching shown in dashed lines in FIG. 5 forms no part of the claimed design;

FIG. 6 is a bottom view of the seat cover of FIG. 1. The perimeter of the underside of the seat cover shown in dashed lines in FIG. 6 forms no part of the claimed design;

FIG. 7 is a front view of the seat cover of FIG. 1. Stitching shown in dashed lines in FIG. 7 forms no part of the claimed design; and,

FIG. 8 is a back view of the seat cover of FIG. 1.

1 Claim, 8 Drawing Sheets



(56)

References Cited

U.S. PATENT DOCUMENTS

5,690,380 A 11/1997 Waters
 5,690,384 A 11/1997 Rossi
 5,758,924 A 6/1998 Vishey
 5,775,778 A 7/1998 Riley et al.
 5,806,925 A * 9/1998 Hanley 297/229
 5,820,214 A 10/1998 Bessette et al.
 6,073,998 A 6/2000 Siarkowski et al.
 6,079,779 A 6/2000 Tanaka et al.
 6,079,784 A * 6/2000 Peachey 297/284.5
 6,332,651 B1 12/2001 Horisawa
 6,409,264 B1 6/2002 Palmer et al.
 6,659,550 B2 12/2003 Hackett
 D508,360 S * 8/2005 Inman D6/611
 7,172,246 B1 2/2007 Itakura
 D538,574 S * 3/2007 Eskandry D6/611
 D539,067 S * 3/2007 Dayan D6/601
 7,390,059 B2 6/2008 Brockschnieder et al.
 7,488,036 B2 2/2009 Tache

7,600,335 B2 10/2009 Suprina
 D610,854 S * 3/2010 Siklosi et al. D6/611
 D610,855 S * 3/2010 Siklosi D6/611
 D611,751 S * 3/2010 Siklosi D6/611
 7,673,939 B2 3/2010 Taguchi et al.
 7,681,345 B2 3/2010 Suprina
 D621,194 S * 8/2010 Chiang D6/601
 D634,151 S * 3/2011 Pettit et al. D6/611
 8,025,333 B2 9/2011 Yasuda
 D663,153 S * 7/2012 Kenkelen et al. D6/611
 2007/0145797 A1 6/2007 Itakura
 2009/0160230 A1 6/2009 Yasuda

OTHER PUBLICATIONS

ThrottleJockey, website, http://throttlejockey.com/productlx_cDN104DZpBnJzEY2lkPT/%2702-%2707%20C R%20125/250.
 International Search Report and the Written Opinion of the International Searching Authority in related PCT Application No. US2011/063124.

* cited by examiner

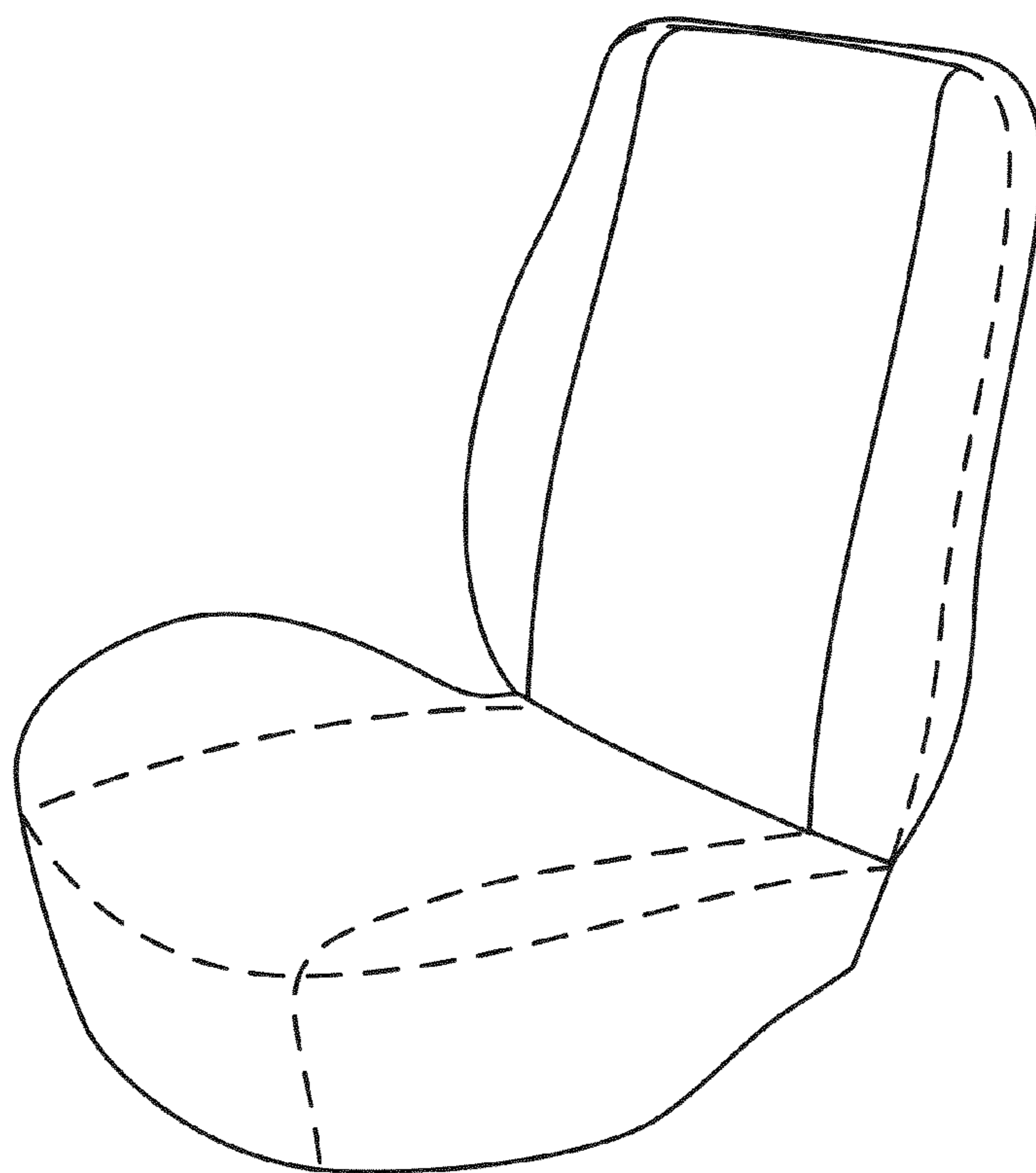


FIG. 1

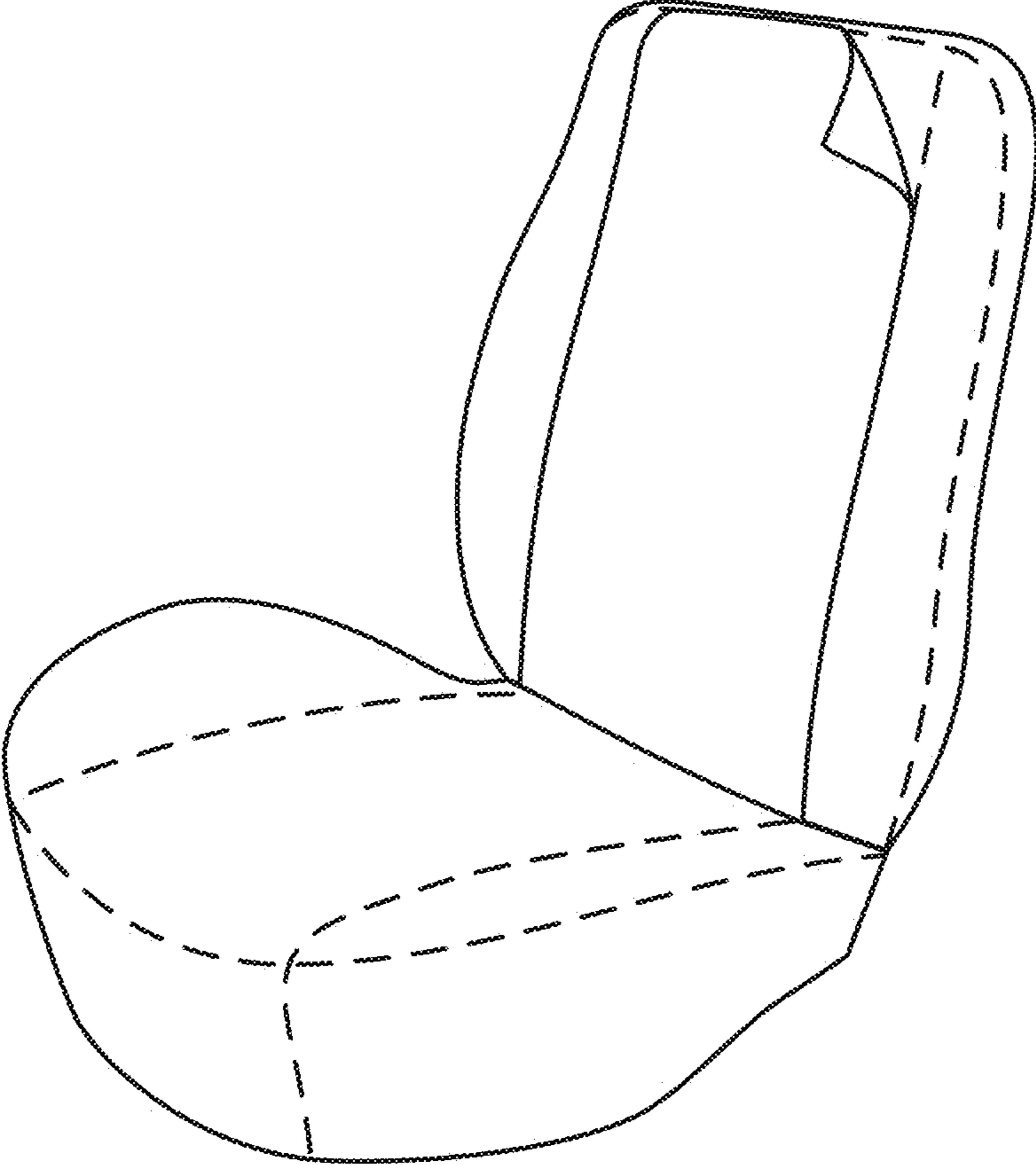


FIG. 2

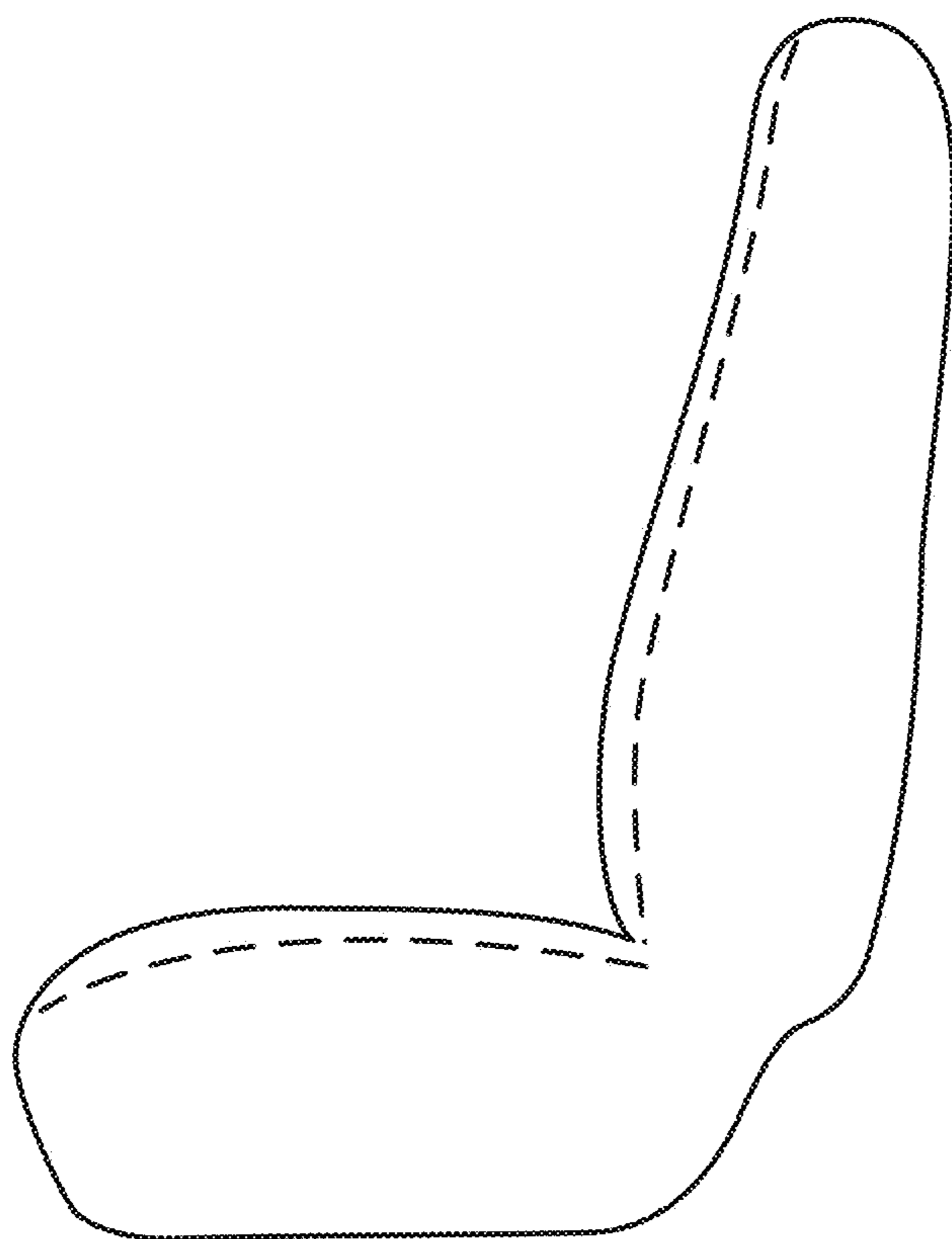


FIG. 3

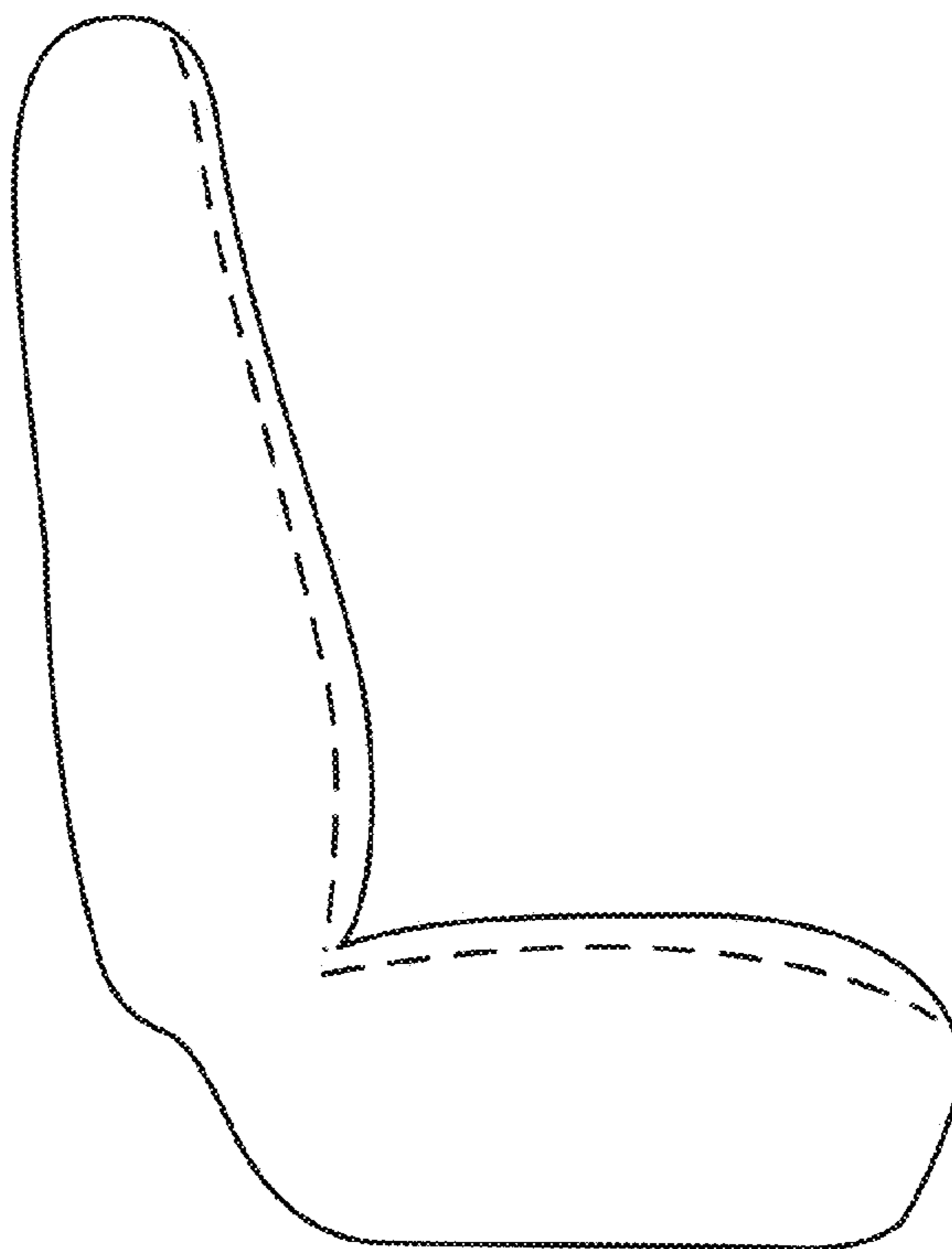


FIG. 4

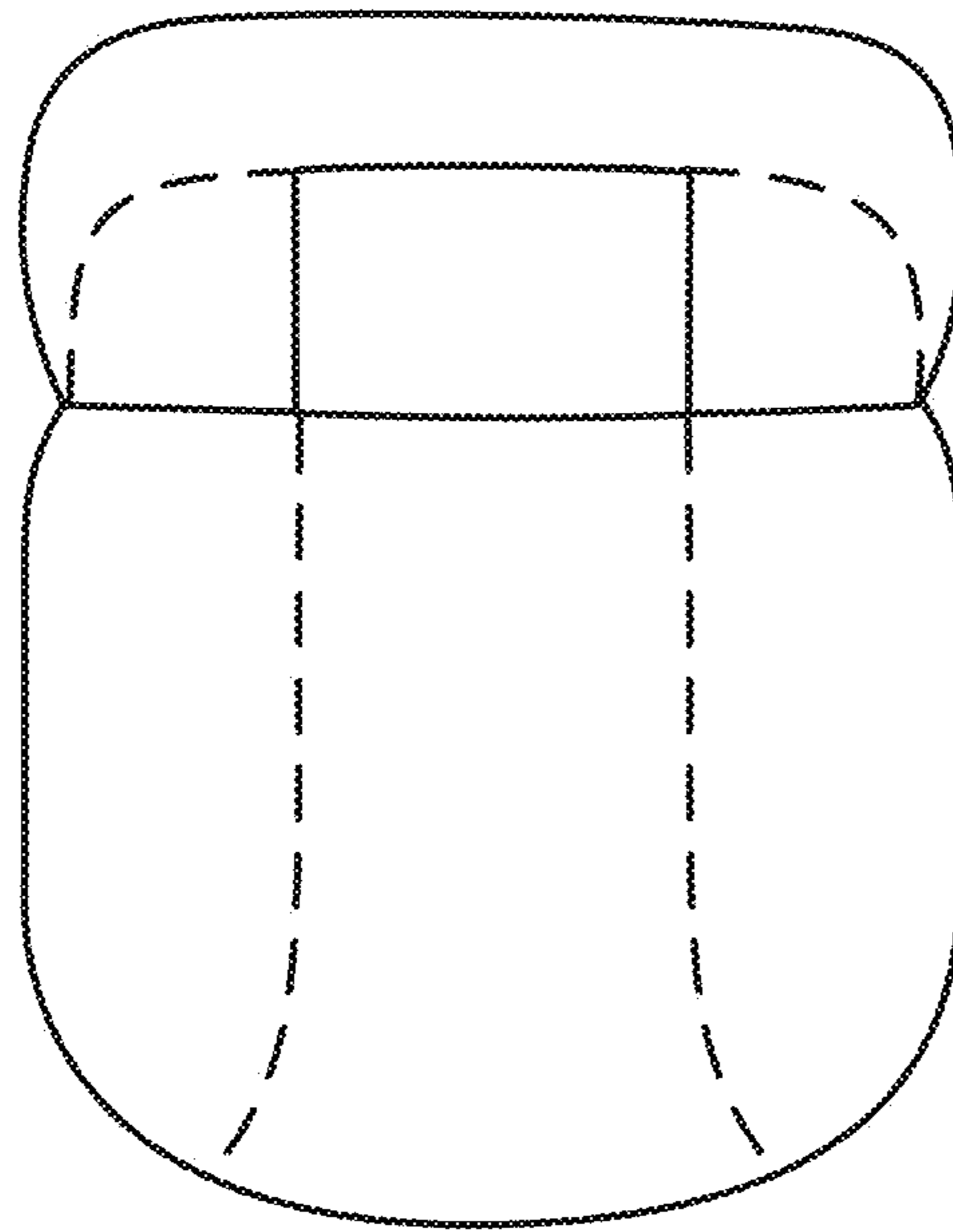


FIG. 5

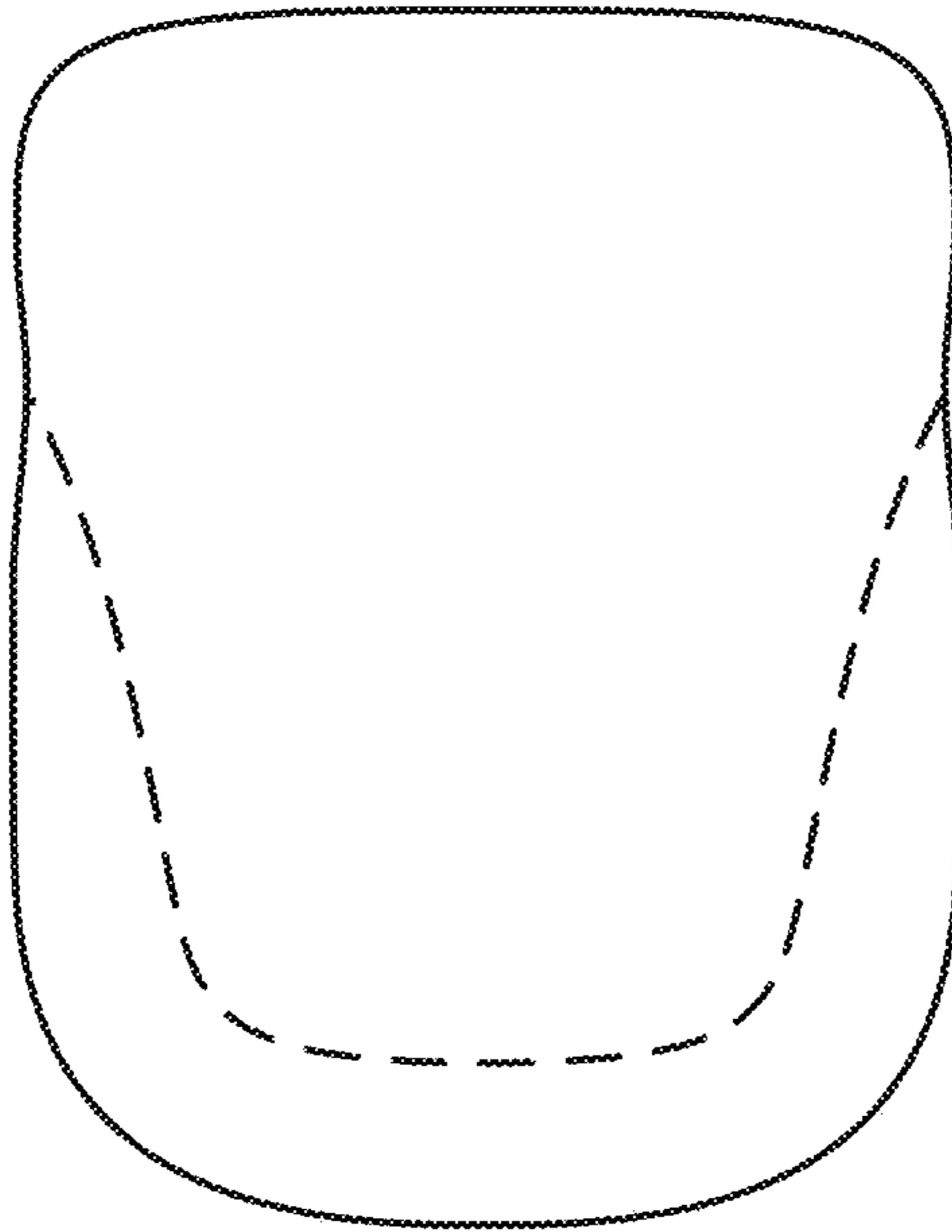


FIG. 6




FIG. 7

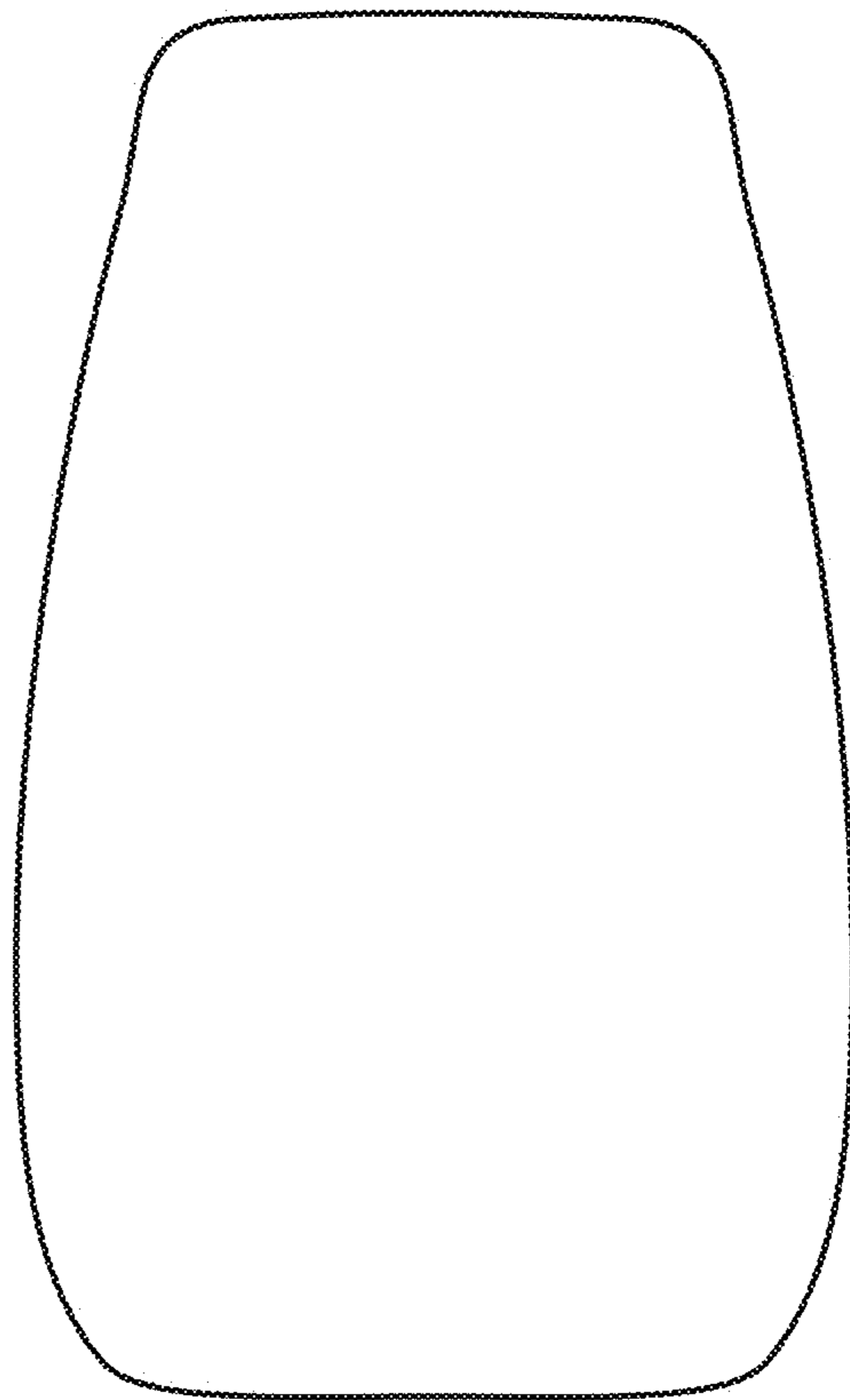


FIG. 8