

US00D692257S

(12) **United States Design Patent**
Calkins

(10) **Patent No.:** **US D692,257 S**

(45) **Date of Patent:** **** *Oct. 29, 2013**

(54) **TRANSLUCENT MAT WITH RIBBED PATTERN**

(75) Inventor: **Mark A. Calkins**, La Mirada, CA (US)

(73) Assignee: **Kittrich Corporation**, La Mirada, CA (US)

(*) Notice: This patent is subject to a terminal disclaimer.

(**) Term: **14 Years**

(21) Appl. No.: **29/414,783**

(22) Filed: **Mar. 2, 2012**

(51) **LOC (9) Cl.** **06-11**

(52) **U.S. Cl.**
USPC **D6/582**

(58) **Field of Classification Search**
USPC D5/30, 47, 49, 58, 61-63, 99, 53, 57;
D6/582, 583, 588, 591, 592, 613, 615,
D6/617, 619, 620, 621; D12/203; D19/1,
D19/5, 8; 4/581, 582, 583; 5/417, 420;
15/215, 238; 52/660; 428/85; D32/57
See application file for complete search history.

(56) **References Cited**

U.S. PATENT DOCUMENTS

567,985	A *	9/1896	Le Clair	52/177
961,929	A *	6/1910	Bouchard	139/384 R
1,579,016	A *	3/1926	Marks	52/434
1,896,325	A *	2/1933	Noonan	52/435
2,512,310	A *	6/1950	Corson	15/215
D171,301	S *	1/1954	Kravitz	D6/583
2,908,027	A *	10/1959	McClung	15/217
D187,639	S *	4/1960	Timmons	D7/388

3,083,128	A *	3/1963	Herrington et al.	428/171
3,143,208	A *	8/1964	Sizemore	
3,148,482	A *	9/1964	Neale	52/390
D207,487	S *	4/1967	Briggs et al.	D5/47
3,706,636	A *	12/1972	Bride	
D270,801	S *	10/1983	Curatolo	D6/583
4,952,434	A *	8/1990	Rumsey et al.	428/54
D310,460	S *	9/1990	Vergnano	D6/583
5,198,275	A *	3/1993	Klein	
D370,817	S *	6/1996	Reardon	D6/582
D378,645	S *	4/1997	Reardon	D6/582
6,007,886	A *	12/1999	Takigami	
6,238,762	B1	5/2001	Friedland et al.	
6,444,284	B1 *	9/2002	Kessler et al.	428/45
6,505,444	B1 *	1/2003	Johnson	52/177
D601,375	S *	10/2009	Venugopal	D6/583
D628,003	S *	11/2010	Venugopal	D6/583
2002/0020123	A1 *	2/2002	Kessler et al.	52/177

* cited by examiner

Primary Examiner — Karen S Acker

(74) *Attorney, Agent, or Firm* — Lewis Kohn & Fitzwilliam LLP; David M. Kohn; Kari Moyer-Henry

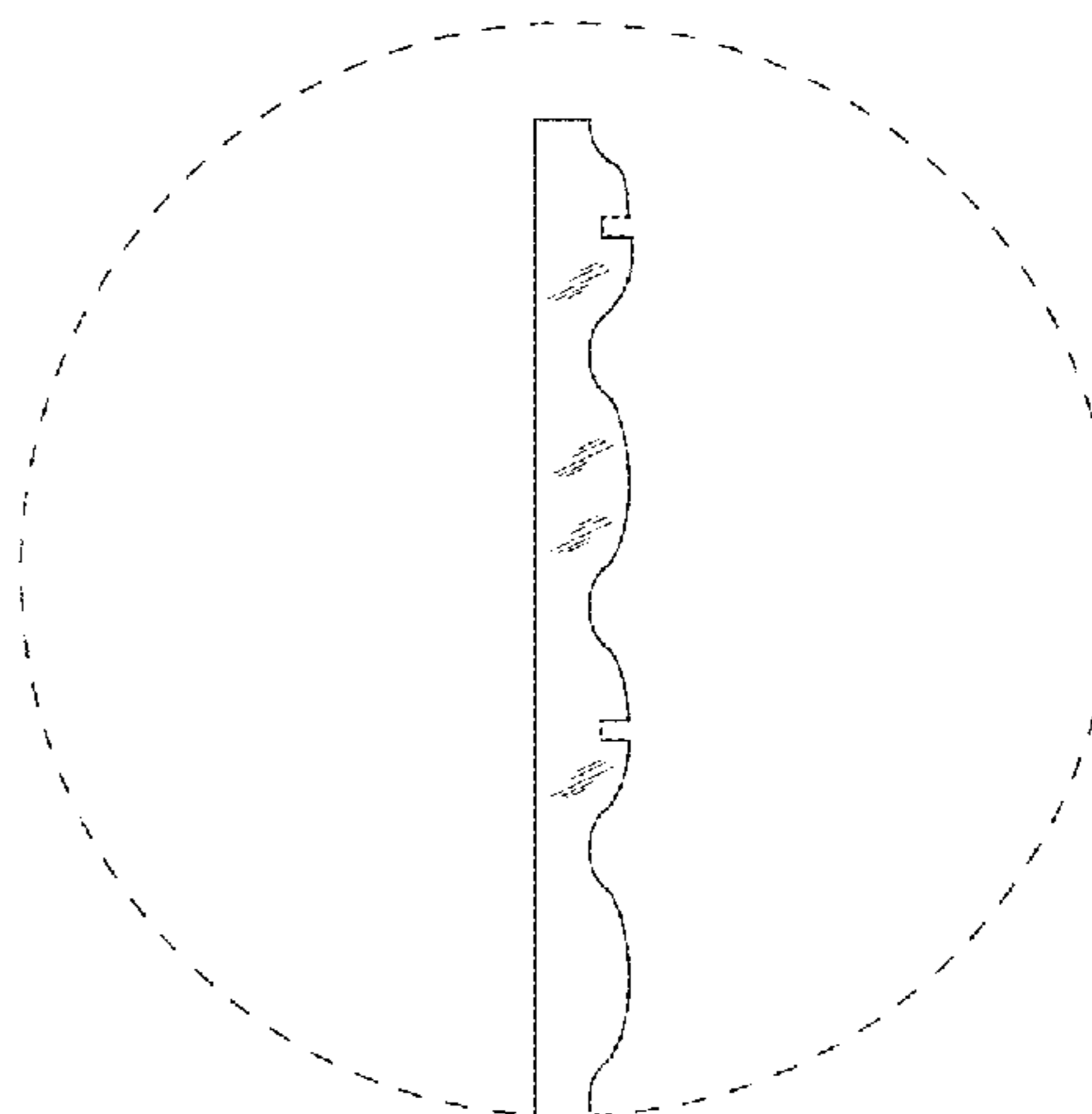

(57) **CLAIM**

The ornamental design for a translucent mat with ribbed pattern, as shown and described.

DESCRIPTION

FIG. 1 is a top plan view of the translucent mat with ribbed pattern embodiment of the present invention; FIG. 2 is a profile view of the translucent mat with ribbed pattern; FIG. 3 is a magnified view of the translucent mat with ribbed pattern from FIG. 2; and, FIG. 4 is a magnified view of the translucent mat with ribbed pattern from FIG. 1.

1 Claim, 1 Drawing Sheet






FIG. 1




FIG. 2

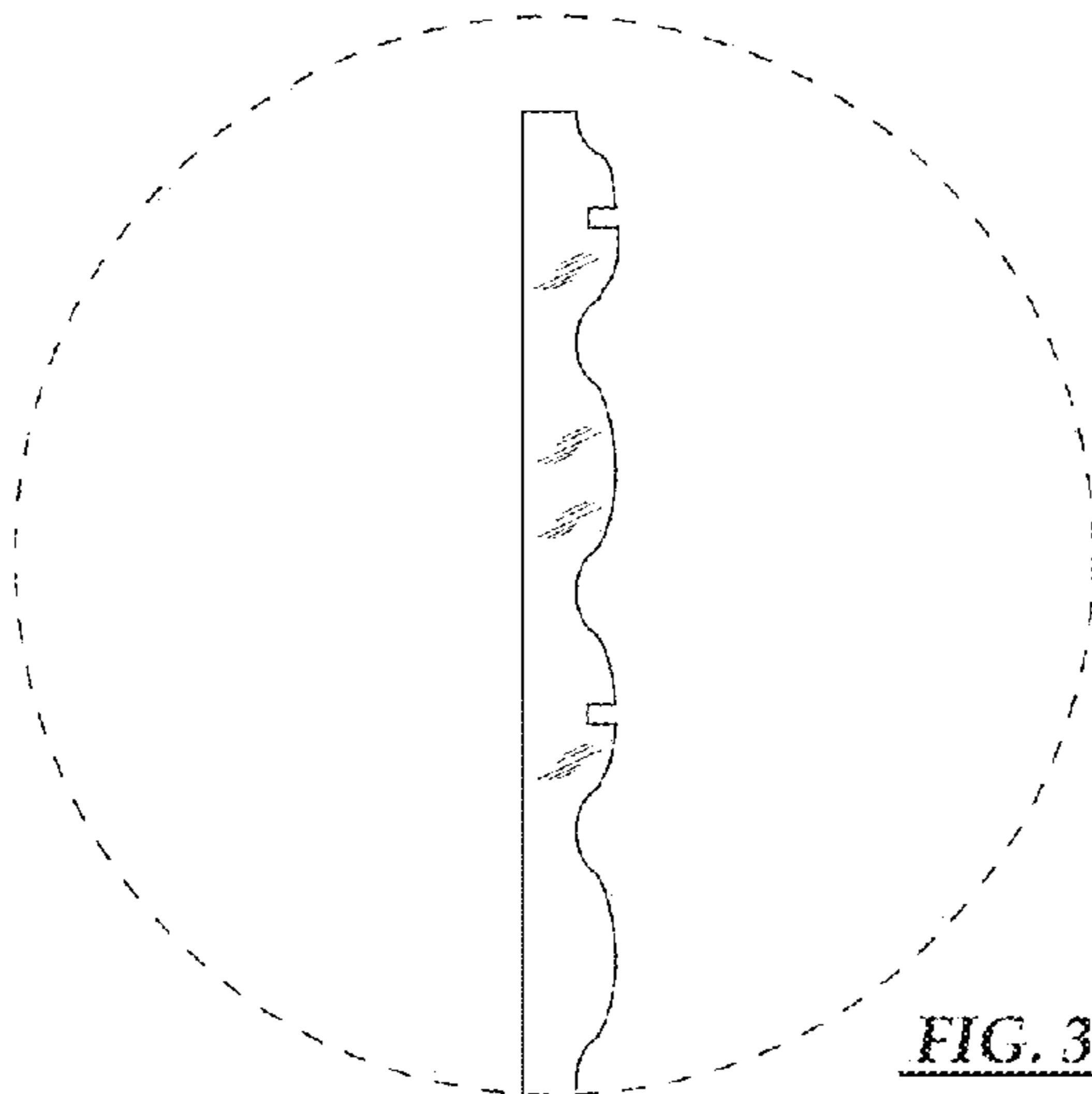


FIG. 3

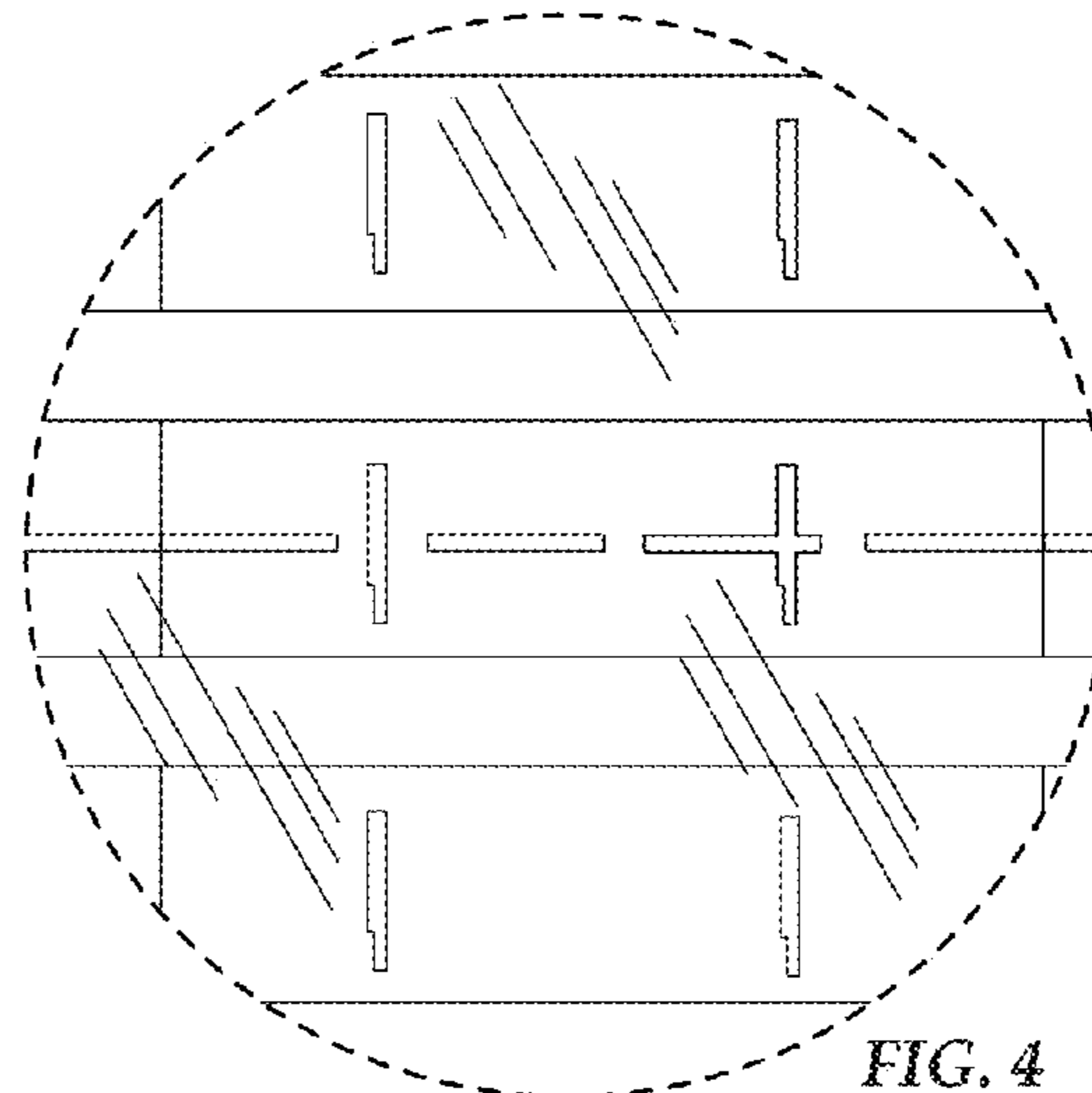


FIG. 4