



US00D692246S

(12) **United States Design Patent**
Funk et al.

(10) **Patent No.:** **US D692,246 S**
(45) **Date of Patent:** **** Oct. 29, 2013**

(54) **RETRACTABLE PASSENGER SEAT**

FOREIGN PATENT DOCUMENTS

(75) Inventors: **Robert Funk**, Grapevine, TX (US);
Rebeca Rubio Trevizo, Chihuahua
(MX); **Fernando Luis Bencomo Arvizo**,
Chihuahua (MX); **Gabriela Alejandra**
Gonzalez Gonzalez, Chihuahua (MX);
Raul Daniel Flores Aguirre, Chihuahua
(MX)

DE 102008038346 3/2009
EM 0020357900001 7/2012

(Continued)

OTHER PUBLICATIONS

International Search Report and Written Opinion dated Dec. 30, 2011
in Application No. PCT/US2011/058862.

(Continued)

(73) Assignee: **Zodiac Seats US LLC**, Gainesville, TX
(US)

Primary Examiner — Ricky Pham

(**) Term: **14 Years**

(74) *Attorney, Agent, or Firm* — Dean W. Russell; Tiffany L.
Williams; Kilpatrick Townsend & Stockton LLP

(21) Appl. No.: **29/405,399**

(57) **CLAIM**

The ornamental design for a retractable passenger seat, as
shown and described.

(22) Filed: **Nov. 2, 2011**
(Under 37 CFR 1.47)

DESCRIPTION

(51) **LOC (9) Cl.** **06-01**

FIG. 1 is a perspective view of a retractable passenger seat,
showing our new design.

(52) **U.S. Cl.**
USPC **D6/356**

FIG. 2 is a front elevation view of the retractable passenger
seat of FIG. 1.

(58) **Field of Classification Search**
USPC D6/334–336, 344–356, 360–381, 388,
D6/403, 491–502, 692, 708, 716,
D6/716.2–716.4; 34/100; 244/122 R;
297/184.17, 217.3, 411.2,
297/411.27–411.29, 411.43, 423.1, 423.12,
297/440.11, 440.15, 440.24, 448.1, 451.4,
297/452.13, 452.19, 452.21, 452.27,
297/452.29, 452.3, 452.41, 452.56, 452.64

FIG. 3 is a rear elevation view of the retractable passenger
seat of FIG. 1.

FIG. 4 is a right side elevation view of the retractable passen-
ger seat of FIG. 1.

FIG. 5 is a left side elevation view of the retractable passenger
seat of FIG. 1.

FIG. 6 is a top plan view of the retractable passenger seat of
FIG. 1.

FIG. 7 is a bottom plan view of the retractable passenger seat
of FIG. 1; and,

FIG. 8 is front perspective view of the retractable passenger
seat of FIG. 1, showing other retractable passenger seats used
with the retractable passenger seat of FIG. 1.

Portions or features of the retractable passenger seat not
shown in the drawings form no part of the claimed design. The
broken lines in the drawings form no part of the claimed
design.

See application file for complete search history.

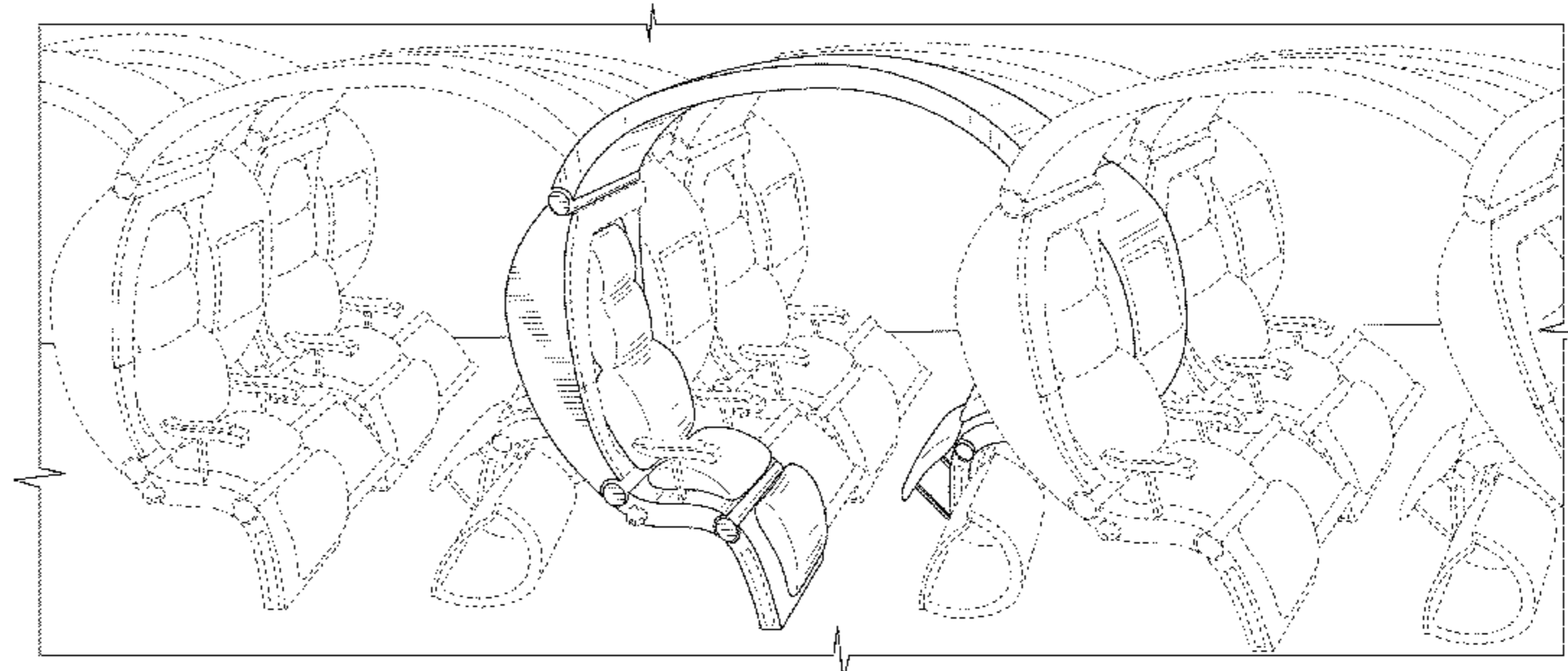
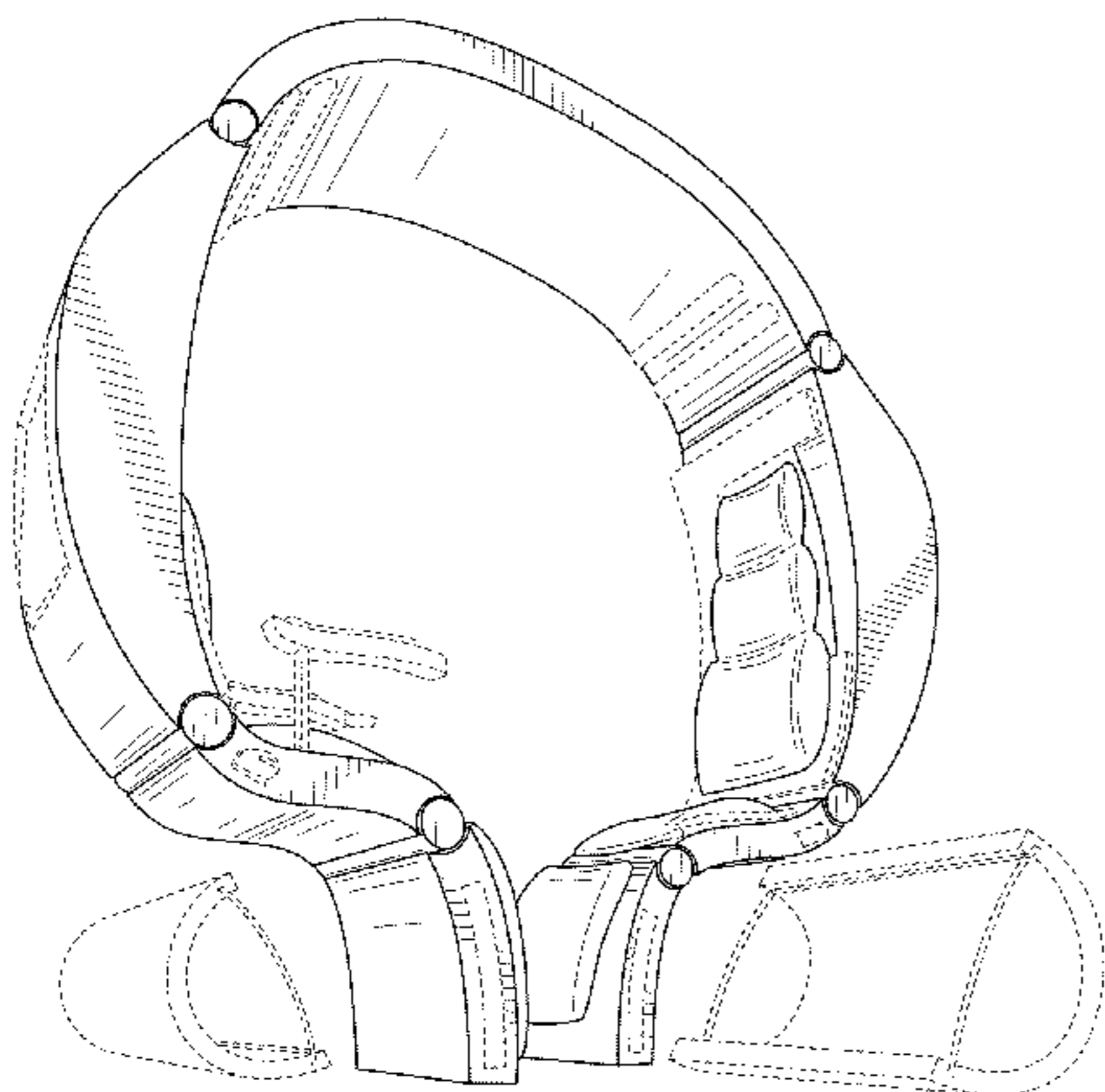
(56) **References Cited**

U.S. PATENT DOCUMENTS

2,420,251 A * 5/1947 La Foriyes 34/100
5,795,018 A 8/1998 Schumacher et al.

(Continued)

1 Claim, 8 Drawing Sheets



(56)

References Cited

OTHER PUBLICATIONS

U.S. PATENT DOCUMENTS

D443,990 S * 6/2001 Beroth D6/356
6,644,736 B2 * 11/2003 Nguyen et al. 297/184.17
D487,981 S * 4/2004 Ludeke et al. D6/356
6,776,455 B2 * 8/2004 Longtin et al. 297/217.3
D592,412 S * 5/2009 Suge et al. D6/356
D661,116 S * 6/2012 Darbyshire D6/356
D678,688 S * 3/2013 White et al. D6/356
2007/0045468 A1 * 3/2007 Casey 244/122 R
2012/0280541 A1 11/2012 Funk et al.

FOREIGN PATENT DOCUMENTS

GB 2465212 5/2010
WO 2010004111 1/2010
WO 2012064556 5/2012

U.S. Appl. No. 13/287,158, filed Nov. 2, 2011.
Office Action dated Jan. 18, 2013 in Canadian Design Registration No. 145487.
Office Action dated Sep. 5, 2012 in Canadian Design Registration No. 145487.
Response dated Dec. 21, 2012 in Canadian Design Registration No. 145487.
International Preliminary Report on Patentability dated May 23, 2013 in Application No. PCT/US2011/058862.
Response filed May 14, 2013 in Canadian Design Application No. 145487.

* cited by examiner

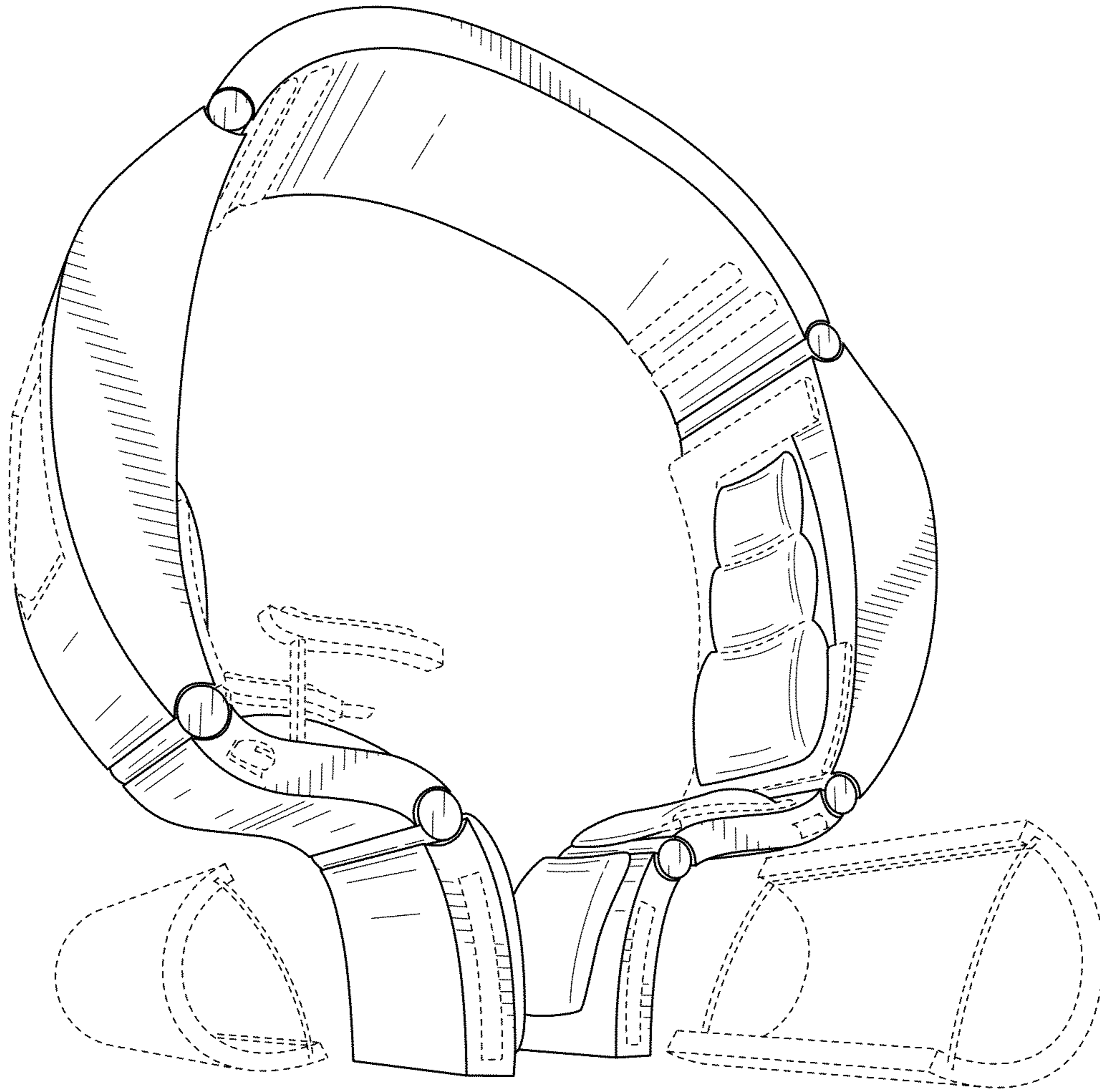


FIG. 1

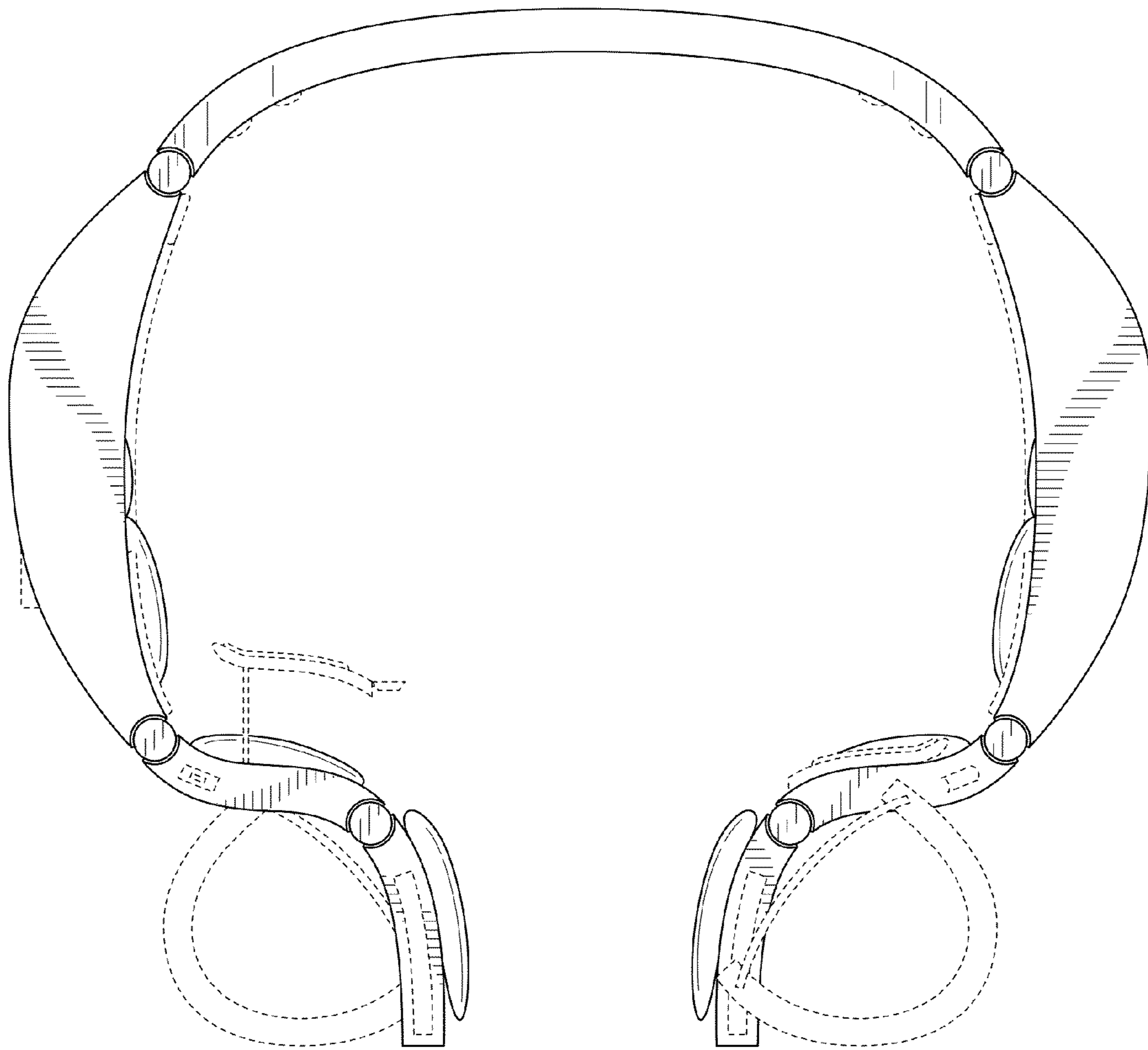


FIG. 2

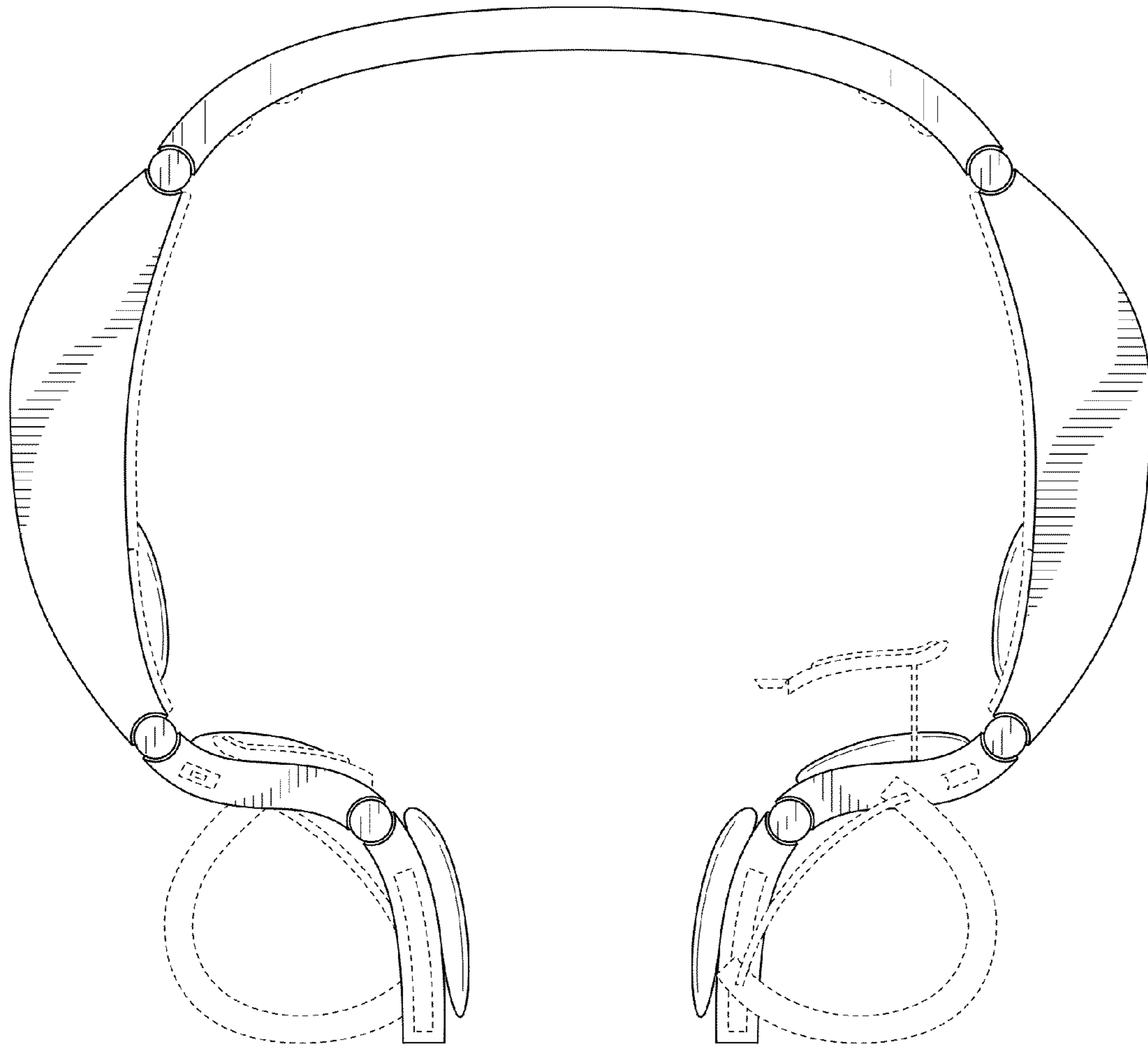


FIG. 3

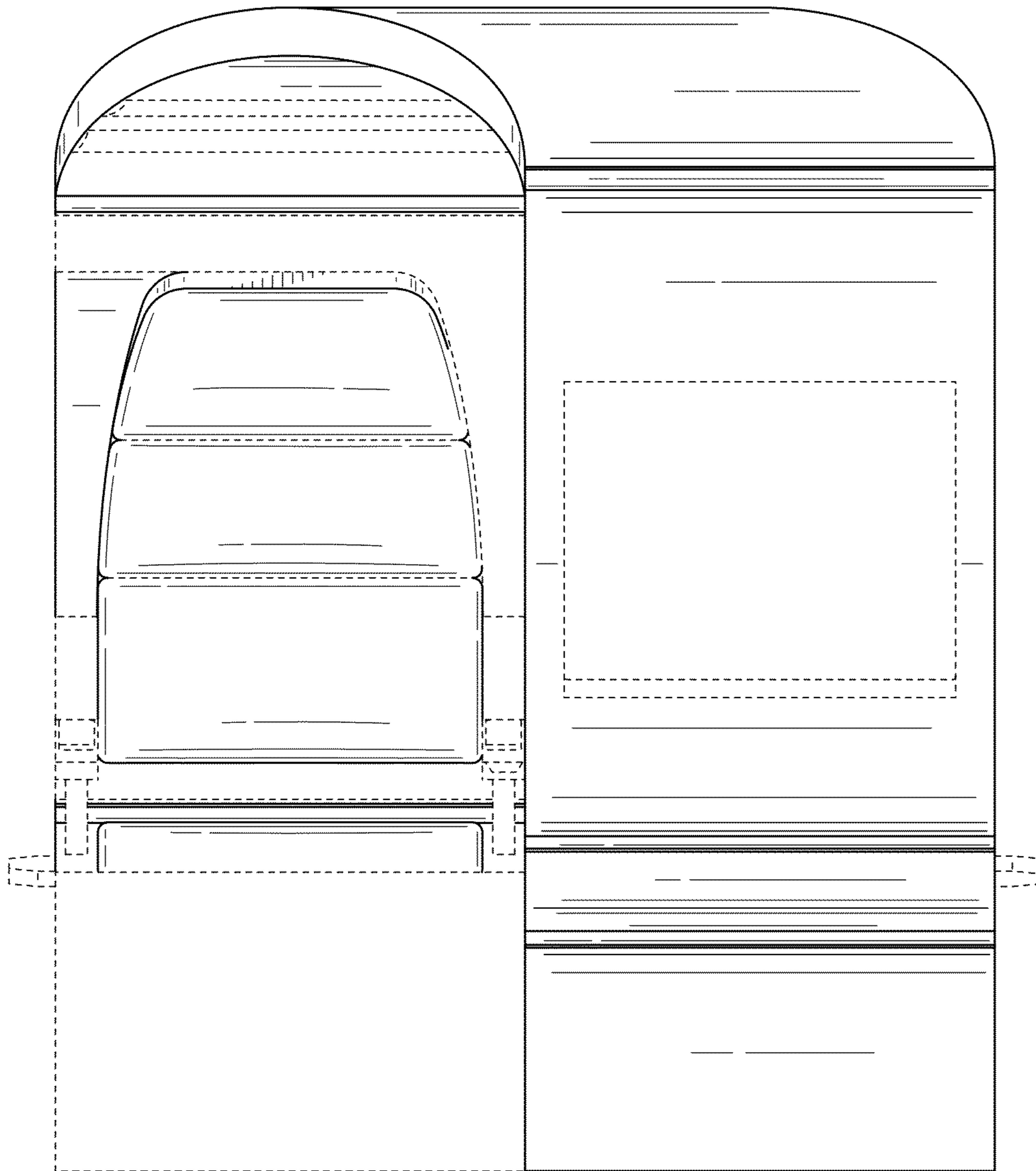


FIG. 4

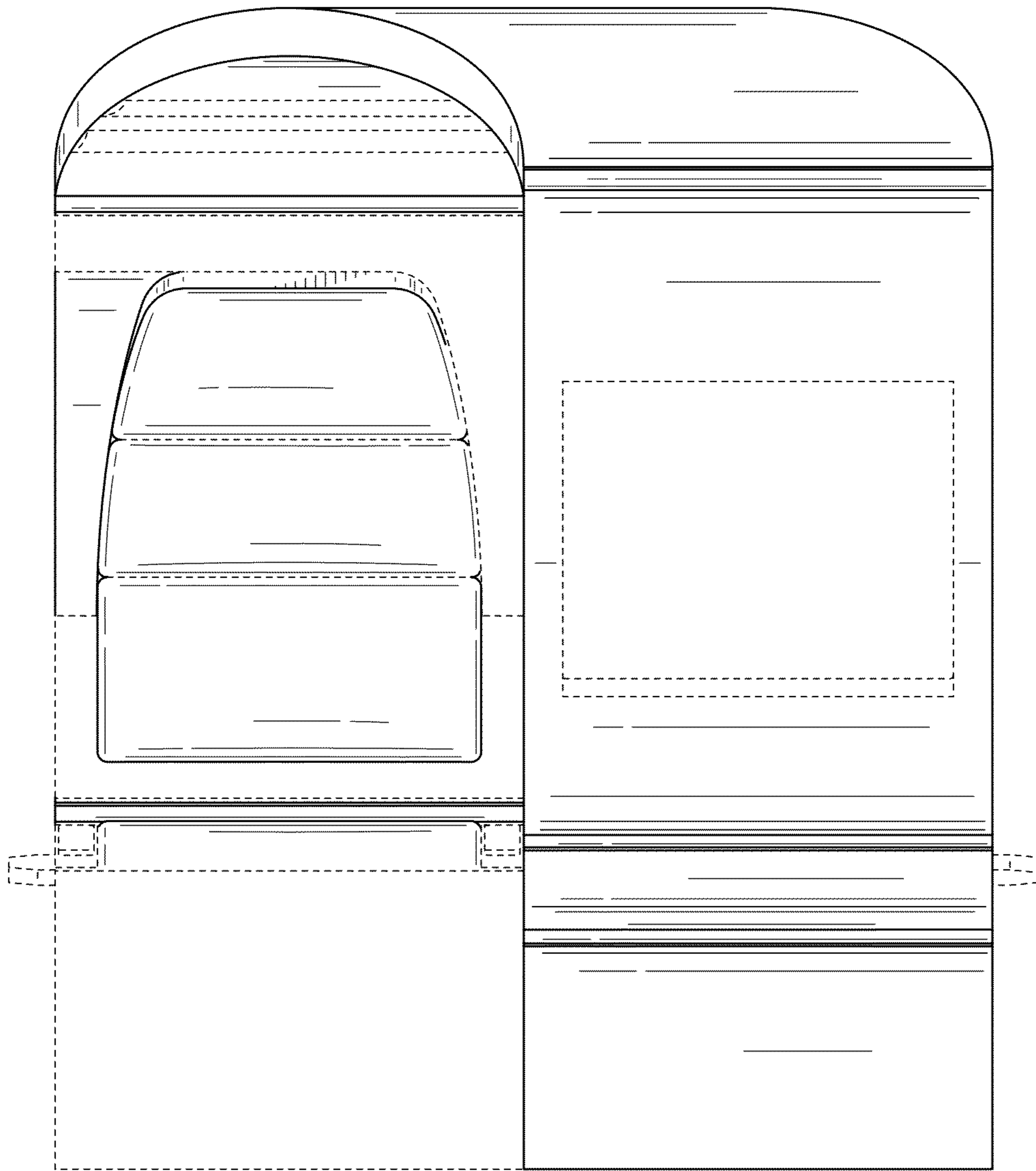


FIG. 5

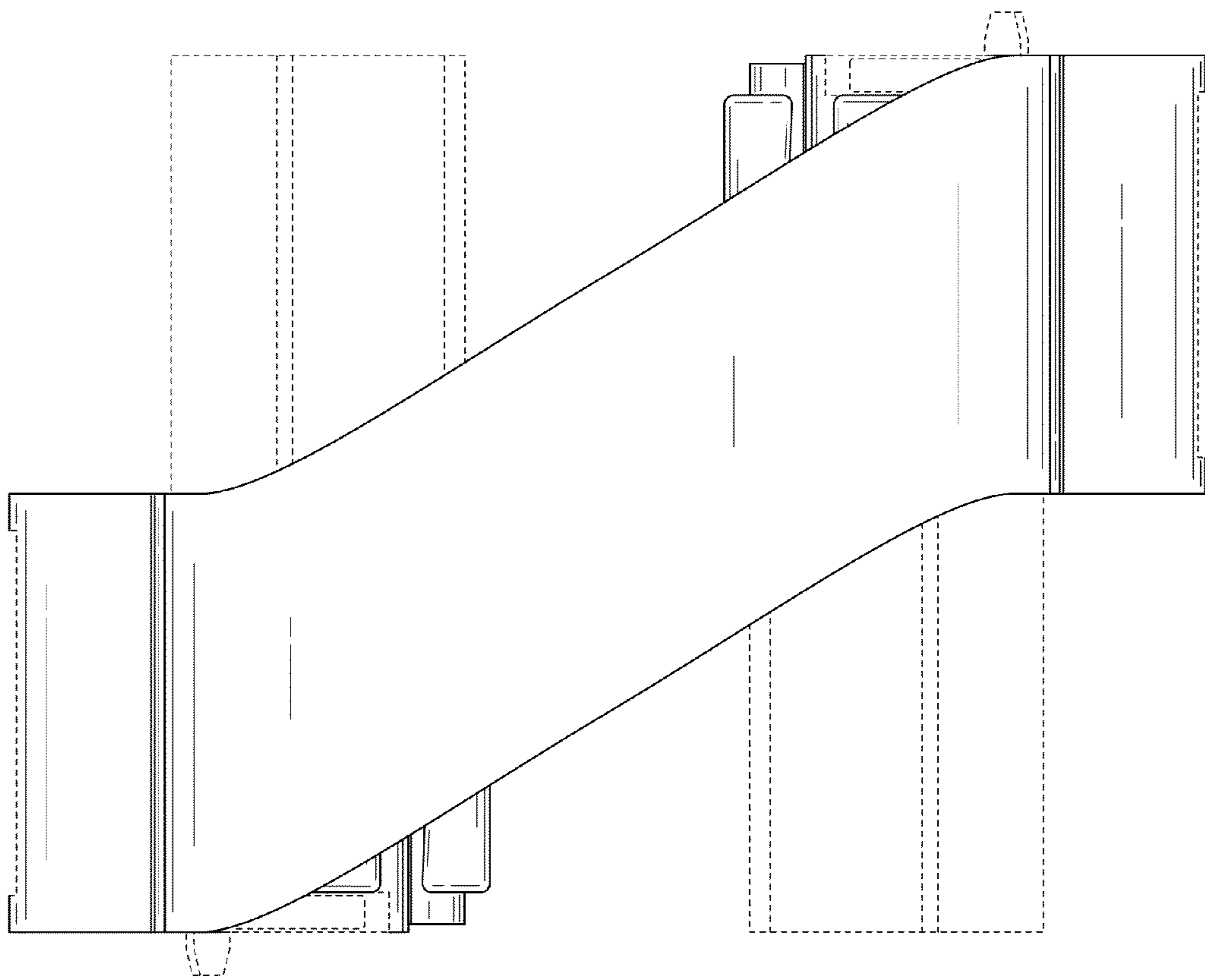


FIG. 6

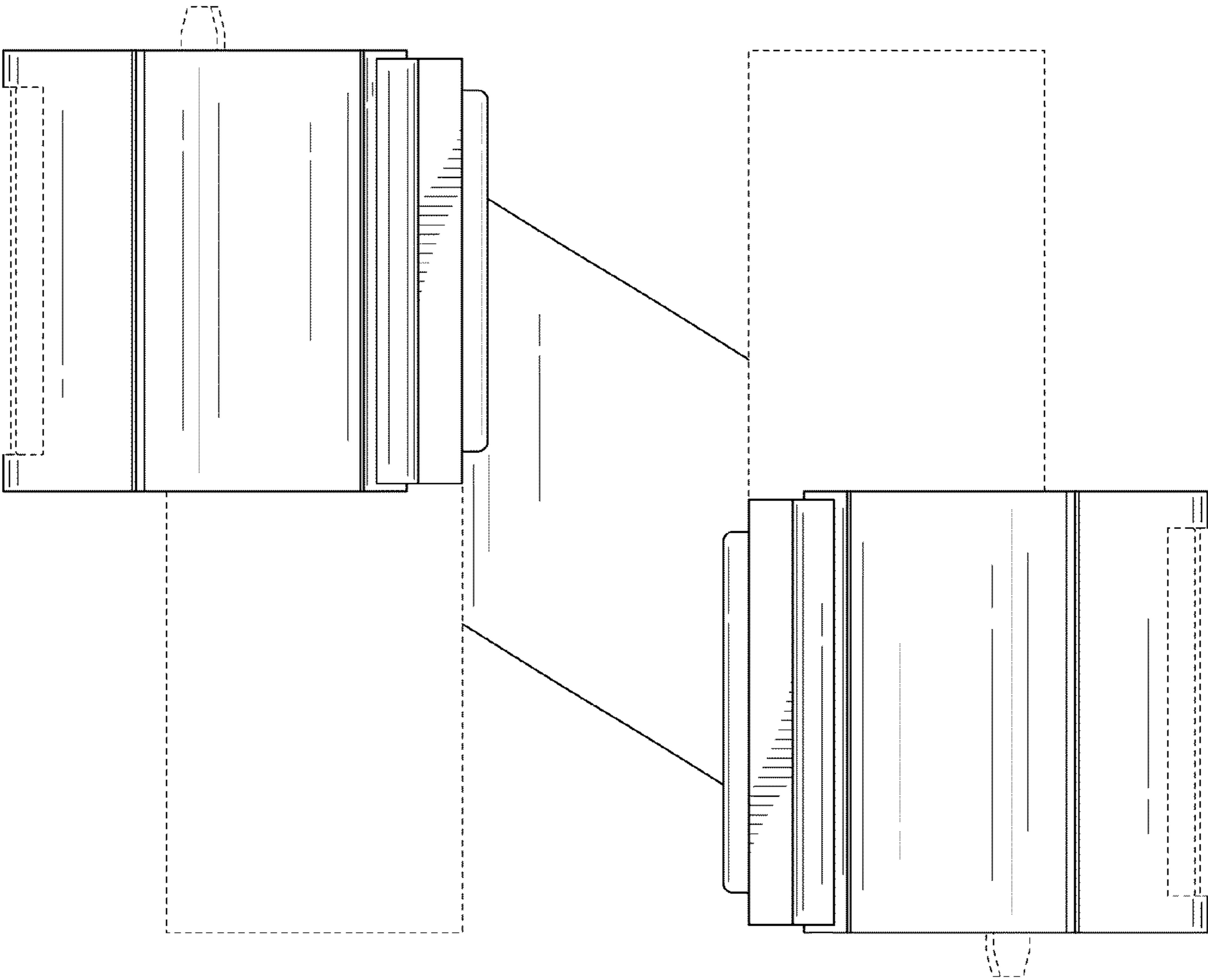


FIG. 7

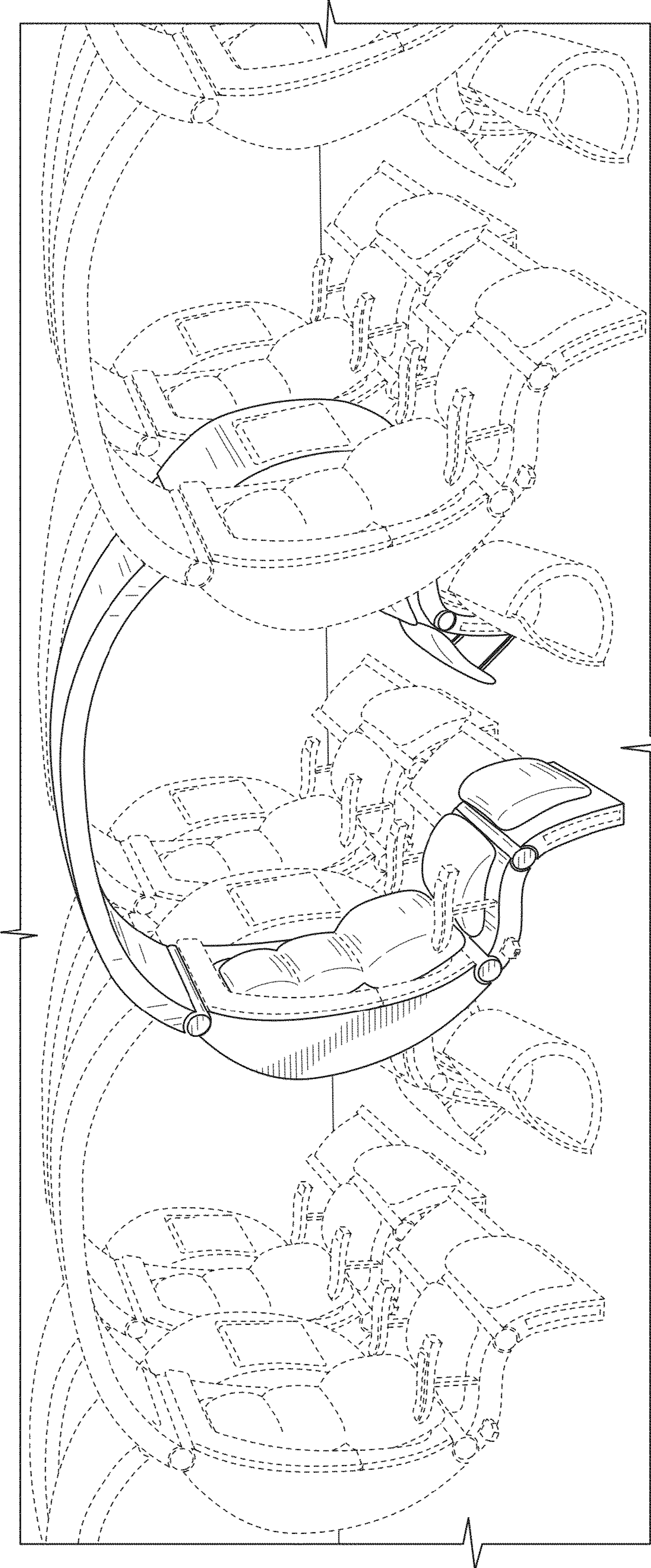


FIG. 8