

US00D692239S

(12) **United States Design Patent**  
**Takamoto**

(10) **Patent No.:** **US D692,239 S**

(45) **Date of Patent:** **\*\* Oct. 29, 2013**

(54) **CELL PHONE STRAP**

(75) Inventor: **Masahiro Takamoto**, Yokohama (JP)

(73) Assignee: **JVC Kenwood Corporation**,  
Yokohama-shi, Kanagawa (JP)

(\*\*) Term: **14 Years**

(21) Appl. No.: **29/419,396**

(22) Filed: **Apr. 27, 2012**

(30) **Foreign Application Priority Data**

Oct. 28, 2011 (JP) ..... D2011-024927

(51) **LOC (9) Cl.** ..... **03-01**

(52) **U.S. Cl.**  
USPC ..... **D3/318**

(58) **Field of Classification Search**

USPC ..... D3/234, 255, 271.9, 320, 256, 262, 279,  
D3/299, 301, 303, 318, 319, 273, 289, 292,  
D3/294-296, 232, 244, 228; D9/424, 420;  
D27/189; 206/349; 220/833; 312/902;  
190/100; D14/440; D19/35; D11/3

See application file for complete search history.

(56) **References Cited**

**U.S. PATENT DOCUMENTS**

D403,504 S \* 1/1999 Breth ..... D3/255  
D634,232 S \* 3/2011 Kelly et al. .... D11/3  
D644,139 S \* 8/2011 Kalbach ..... D11/3

D662,436 S \* 6/2012 Kalbach ..... D11/3  
D667,749 S \* 9/2012 Case et al. .... D11/3  
D677,188 S \* 3/2013 Kalbach ..... D11/3  
D677,189 S \* 3/2013 Kalbach ..... D11/3  
D679,218 S \* 4/2013 Kalbach ..... D11/200  
D683,350 S \* 5/2013 Jarosinski et al. .... D14/480.5  
D684,542 S \* 6/2013 Ledesma ..... D13/153

\* cited by examiner

*Primary Examiner* — Sandra Snapp

(74) *Attorney, Agent, or Firm* — Nath, Goldberg & Meyer;  
Jerald L. Meyer; Scott C. Langford

(57) **CLAIM**

The ornamental design for a cell phone strap, as shown and described.

**DESCRIPTION**

FIG. 1 is a perspective view of a cell phone strap;  
FIG. 2 is a front view thereof;  
FIG. 3 is a rear view thereof;  
FIG. 4 is a left side view thereof;  
FIG. 5 is a right side view thereof;  
FIG. 6 is a top plan view thereof;  
FIG. 7 is a bottom plan view thereof;  
FIG. 8 is an enlarged view taken at line 8-8 in FIG. 1; and,  
FIG. 9 is an enlarged view taken at line 9-9 in FIG. 2.  
The broken lines showing on the drawing disclosure are for illustrative purposes only and form no part of the claimed design.

**1 Claim, 4 Drawing Sheets**

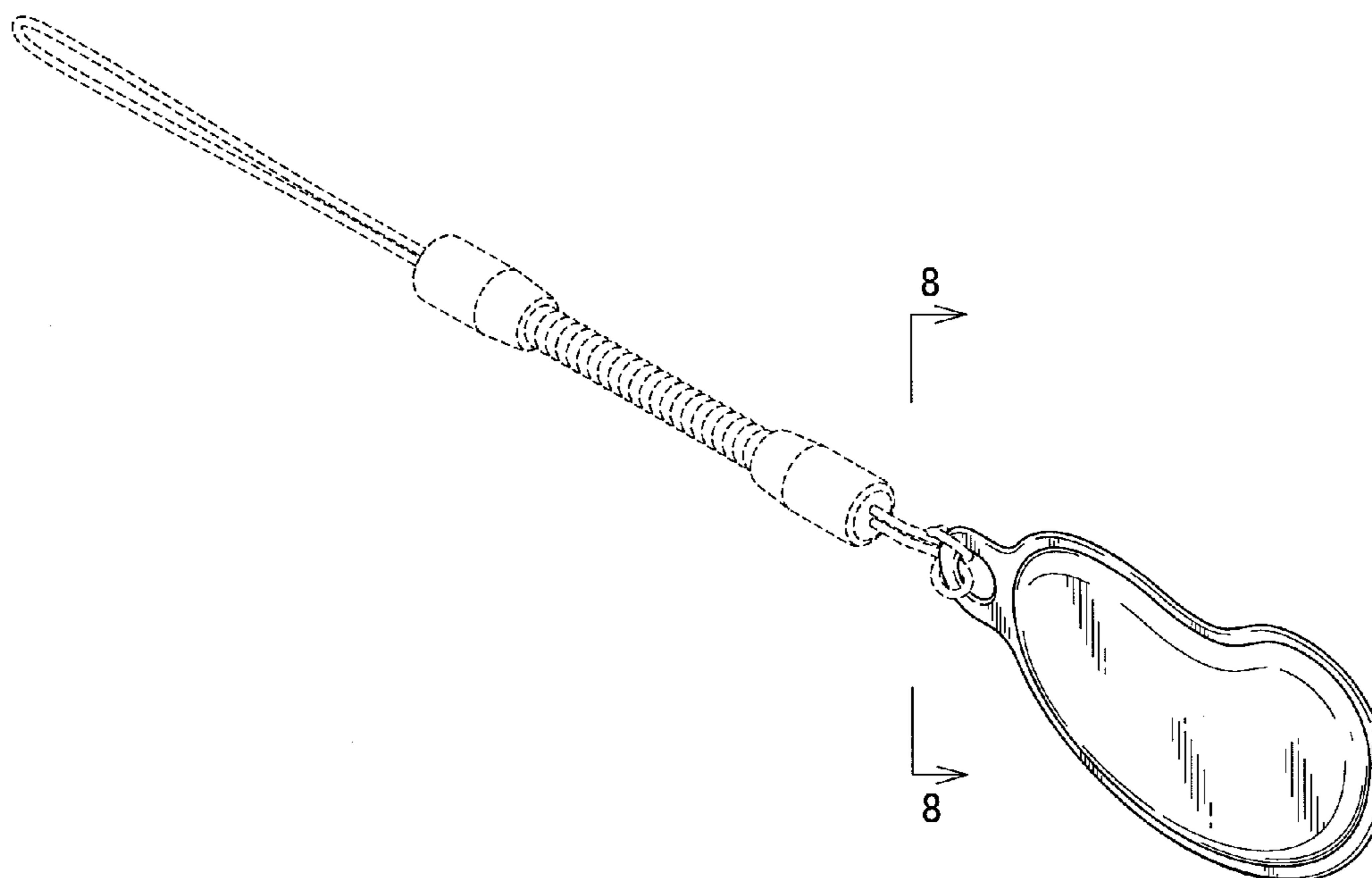


Fig.1

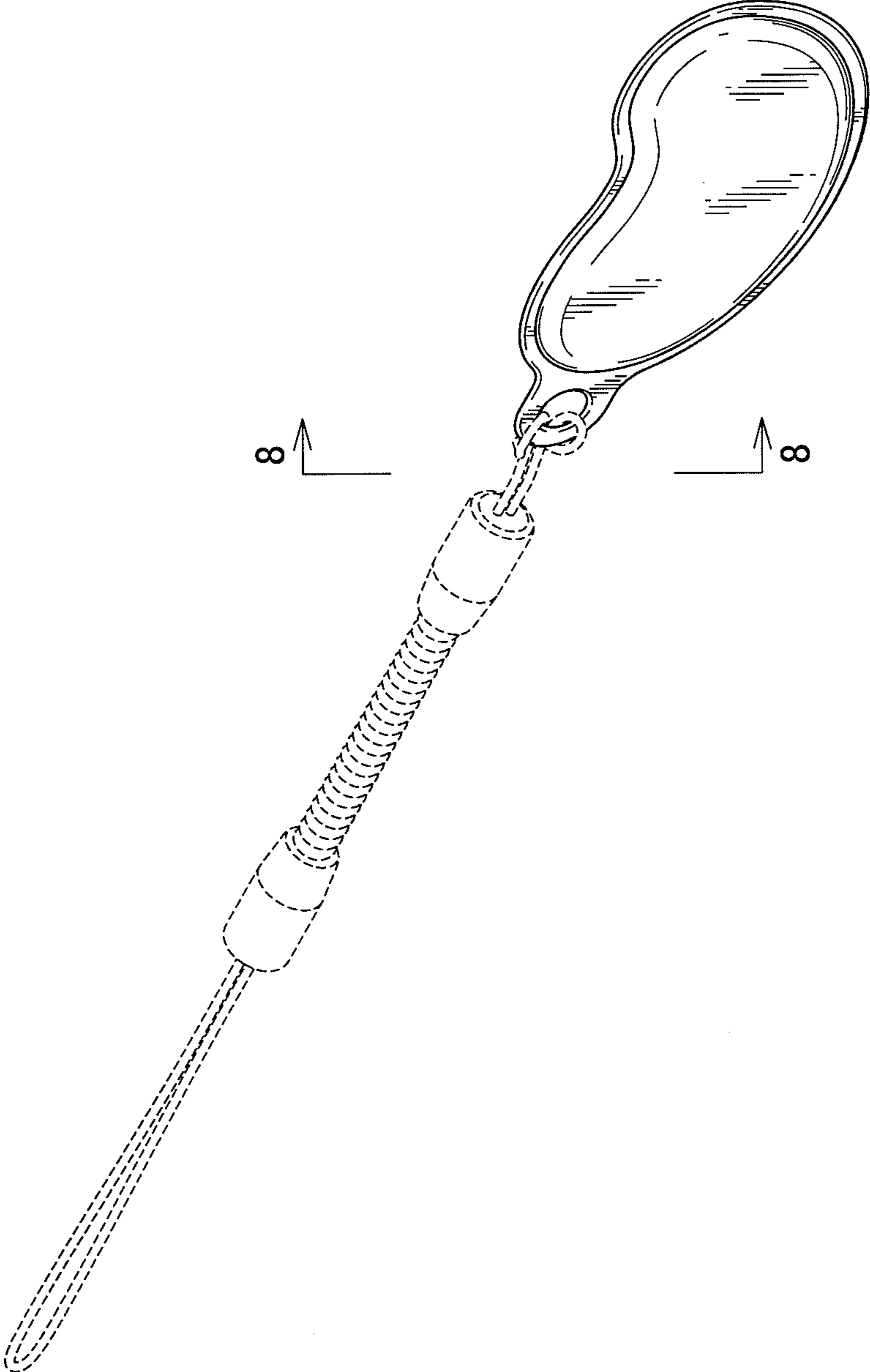


Fig.2

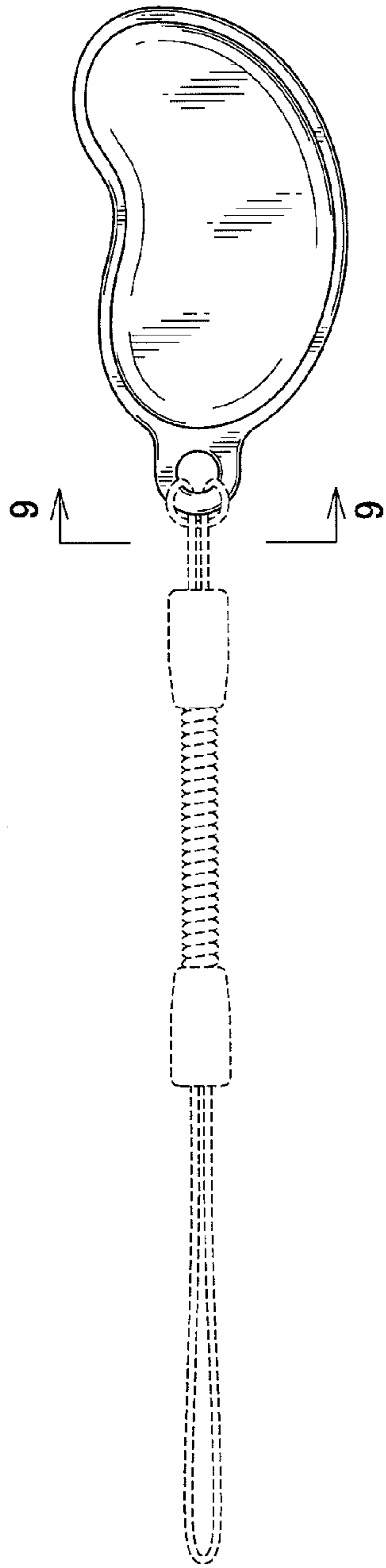


Fig.3

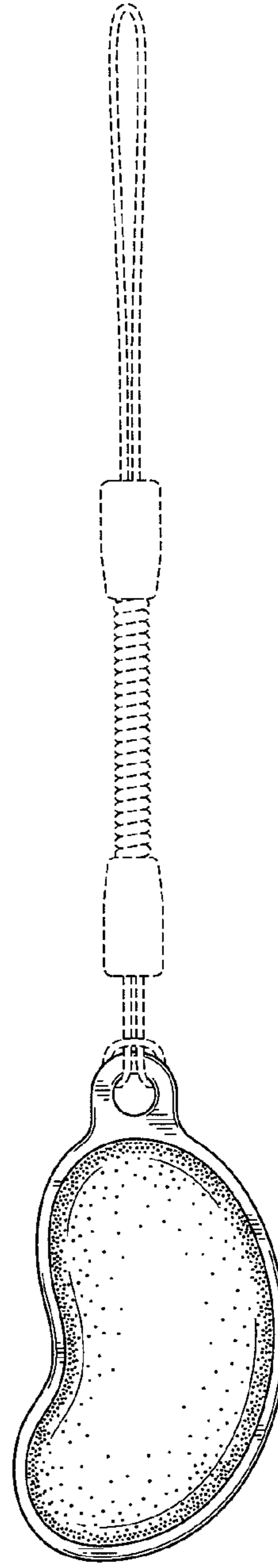


Fig.5



Fig.4



Fig.6



Fig.7




Fig.9

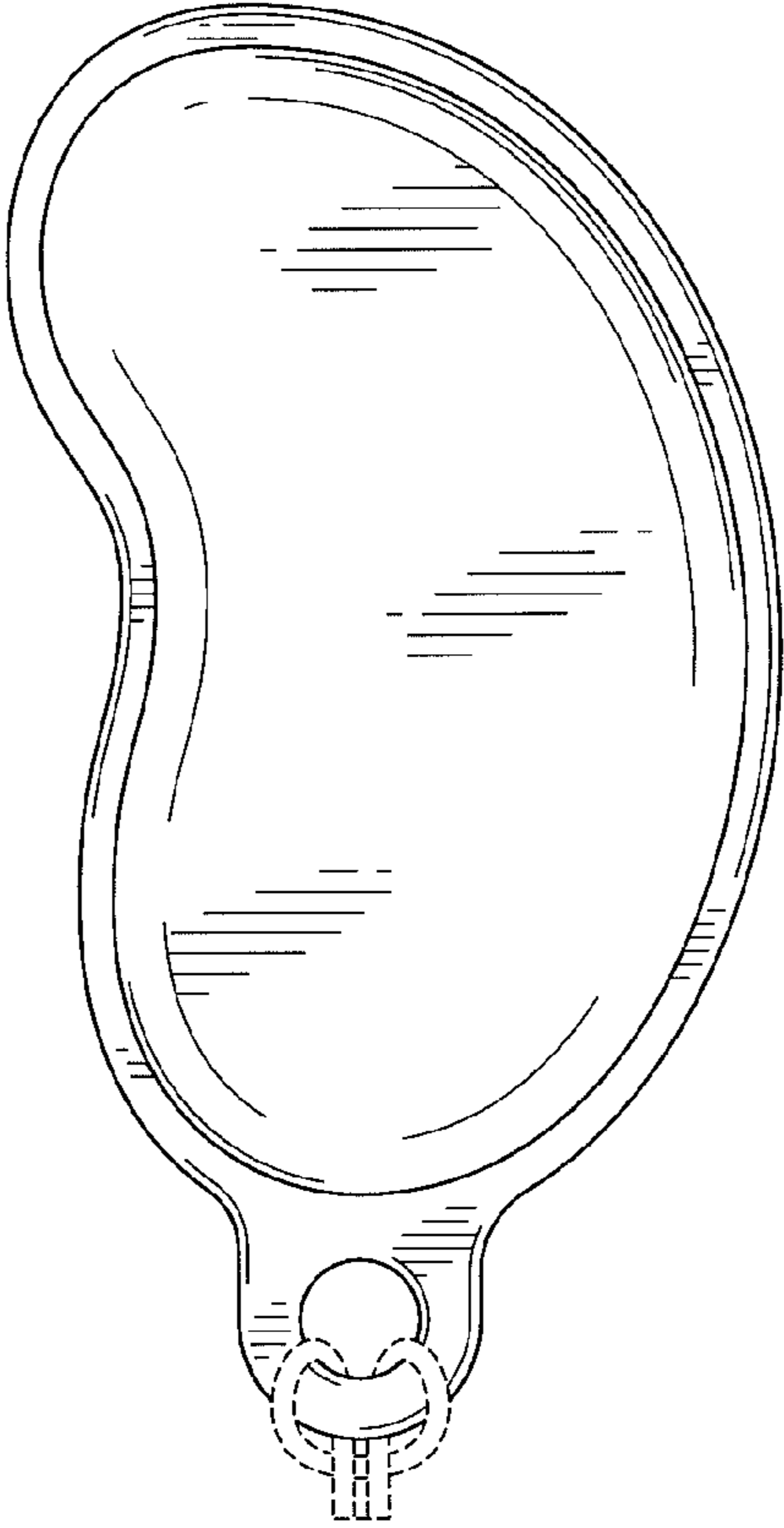


Fig.8

