



US00D692236S

(12) **United States Design Patent**
Ashkenazy

(10) **Patent No.:** **US D692,236 S**
(45) **Date of Patent:** **** Oct. 29, 2013**

(54) **CARRYING BAG FOR COMMUNICATION
DEVICE FOR MOTORCYCLISTS**

(71) Applicant: **Cardo Systems, Inc.**, Pittsburgh, PA
(US)

(72) Inventor: **Albert Ashkenazy**, Herzeliya (IL)

(73) Assignee: **Cardo Systems, Inc.**, Pittsburgh, PA
(US)

(**) Term: **14 Years**

(21) Appl. No.: **29/448,457**

(22) Filed: **Mar. 12, 2013**

(51) **LOC (9) Cl.** **03-01**

(52) **U.S. Cl.**
USPC **D3/289; D3/301**

(58) **Field of Classification Search**
USPC 206/811, 316.1, 320; 224/428-440;
190/100-127, 903; D3/218, 272, 273,
D3/276, 285, 289, 301
See application file for complete search history.

(56) **References Cited**

U.S. PATENT DOCUMENTS

4,588,114	A *	5/1986	Lebaron et al.	224/435
5,881,934	A *	3/1999	Hung	224/275
5,996,790	A *	12/1999	Yamada et al.	206/811
6,513,689	B2 *	2/2003	Vincenzo	224/435

D529,717	S *	10/2006	Brancky	D3/285
D568,047	S *	5/2008	Brancky	D3/284
7,654,550	B2 *	2/2010	Chuang	224/431
D643,214	S *	8/2011	Weedon et al.	D3/276
D655,084	S *	3/2012	Shor et al.	D3/276
8,167,181	B2 *	5/2012	Kaczkowski et al.	224/433
2005/0150807	A1 *	7/2005	Siwak et al.	206/542
2006/0163302	A1 *	7/2006	Knoch et al.	224/413
2006/0186159	A1 *	8/2006	Lawrence	224/422
2008/0099290	A1 *	5/2008	Stern	190/109
2010/0307649	A1 *	12/2010	Santos Dominguez	150/107
2012/0211535	A1 *	8/2012	Nehring	224/433

* cited by examiner

Primary Examiner — Jennifer Rivard

(74) *Attorney, Agent, or Firm* — Browdy and Neimark, PLLC

(57) **CLAIM**

The ornamental design for a carrying bag for communication device for motorcyclists, as shown and described.

DESCRIPTION

FIG. 1 is a perspective view of a carrying bag for communication device for motorcyclists according to the present design;

FIG. 2 is a front view thereof;

FIG. 3 is a rear view thereof;

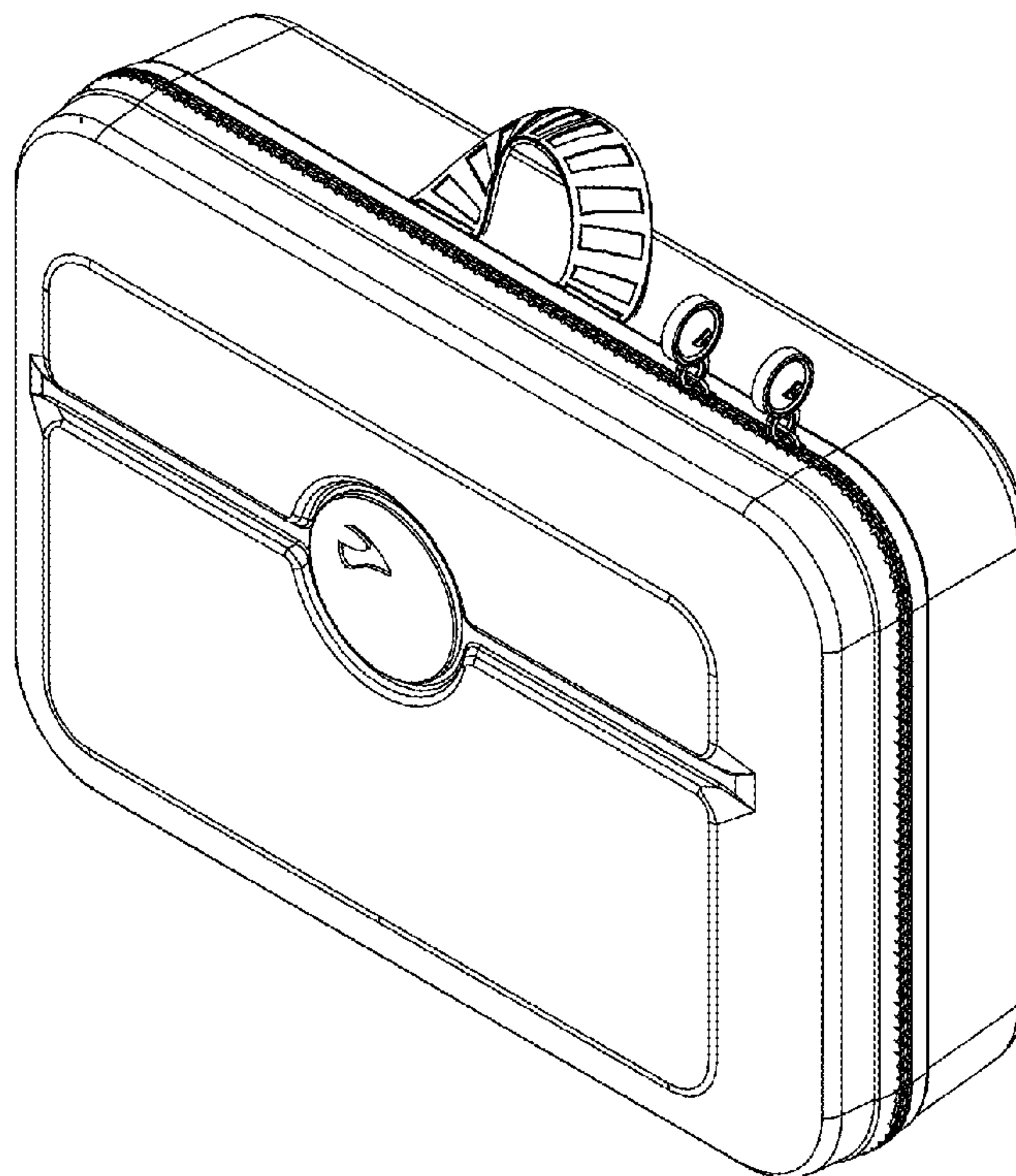
FIG. 4 is a right side view thereof;

FIG. 5 is a left side view thereof;

FIG. 6 is a top view thereof; and,

FIG. 7 is a bottom view thereof.

1 Claim, 7 Drawing Sheets



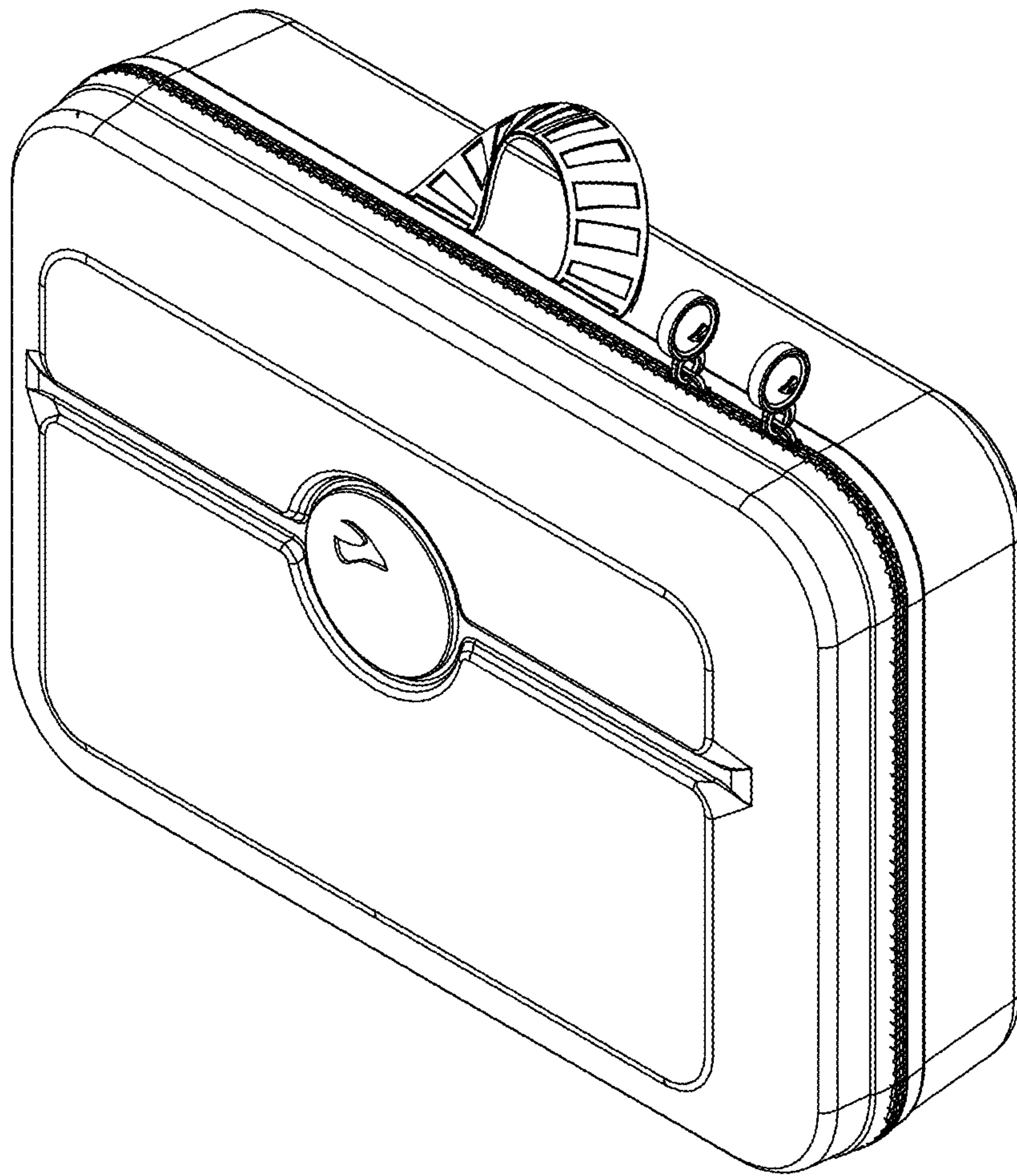


Fig. 1

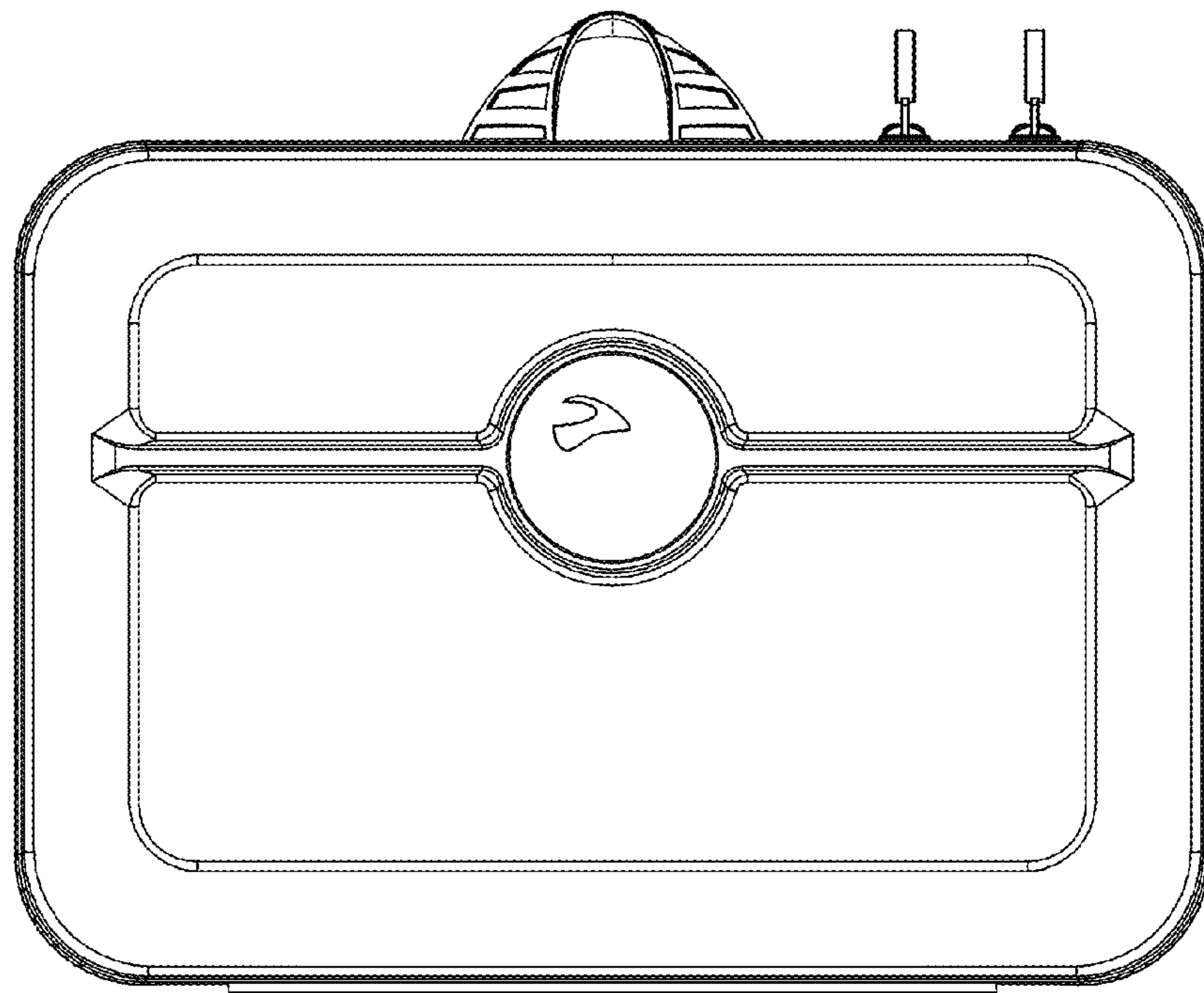


Fig. 2

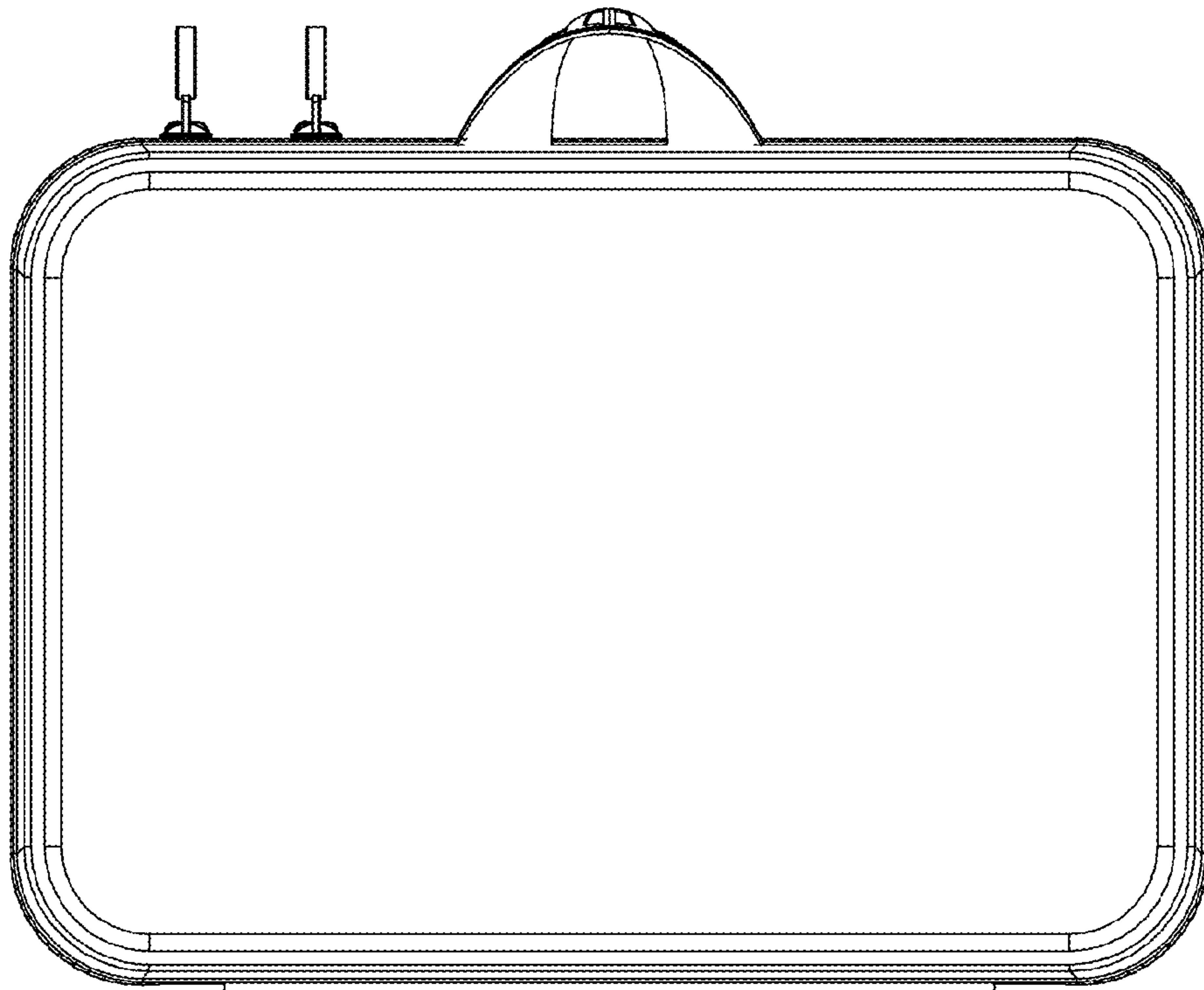


Fig. 3

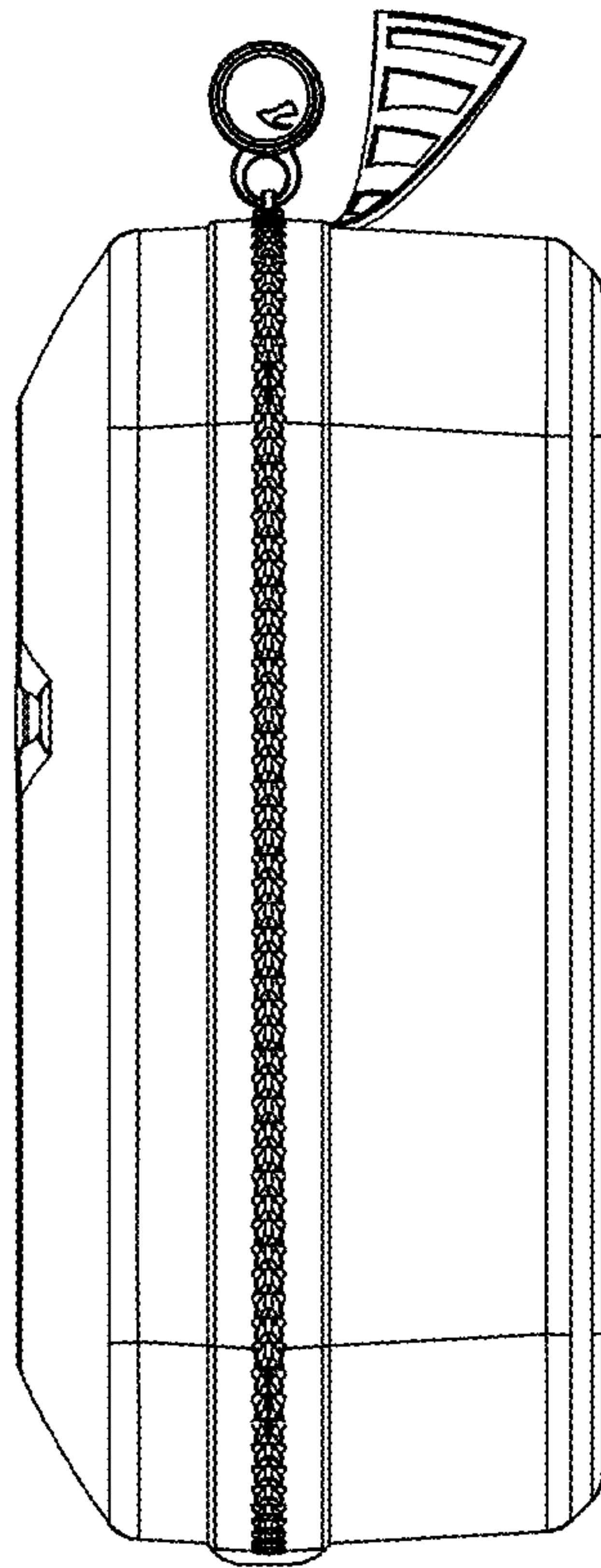


Fig. 4




Fig. 5




Fig. 6




Fig. 7