



US00D692230S

(12) **United States Design Patent**  
**Phillips et al.**

(10) **Patent No.:** **US D692,230 S**

(45) **Date of Patent:** **\*\* \*Oct. 29, 2013**

(54) **HORIZONTAL ELECTRONIC DEVICE  
HOLSTER**

(75) Inventors: **Alison Phillips**, Toronto (CA); **Caitlin  
Curran-Blaney**, Toronto (CA)

(73) Assignee: **BlackBerry Limited**, Waterloo, Ontario  
(CA)

(\*) Notice: This patent is subject to a terminal dis-  
claimer.

(\*\*) Term: **14 Years**

(21) Appl. No.: **29/410,544**

(22) Filed: **Jan. 9, 2012**

(51) **LOC (9) Cl.** ..... **03-01**

(52) **U.S. Cl.**  
USPC ..... **D3/218**

(58) **Field of Classification Search**  
USPC ..... D3/218, 215, 201, 219–222, 226, 232,  
D3/236, 240, 247–249, 272–269; 206/305,  
206/320; 455/90, 92, 42; 379/455,  
379/575.1–575.8; 224/232, 236, 240, 250,  
224/666, 674–677, 680–683, 901;  
D14/250–251, 138, 156

See application file for complete search history.

(56) **References Cited**

U.S. PATENT DOCUMENTS

|              |         |                    |       |        |
|--------------|---------|--------------------|-------|--------|
| D251,084 S * | 2/1979  | Marks              | ..... | D3/265 |
| D332,872 S * | 2/1993  | Seber              | ..... | D3/220 |
| D515,807 S * | 2/2006  | Faillace           | ..... | D3/218 |
| D606,301 S * | 12/2009 | Hofer et al.       | ..... | D3/218 |
| D635,763 S * | 4/2011  | Fahrendorff et al. | ..... | D3/218 |
| D645,659 S * | 9/2011  | Fahrendorff et al. | ..... | D3/218 |

\* cited by examiner

*Primary Examiner* — Catheri Oliver-Garcia

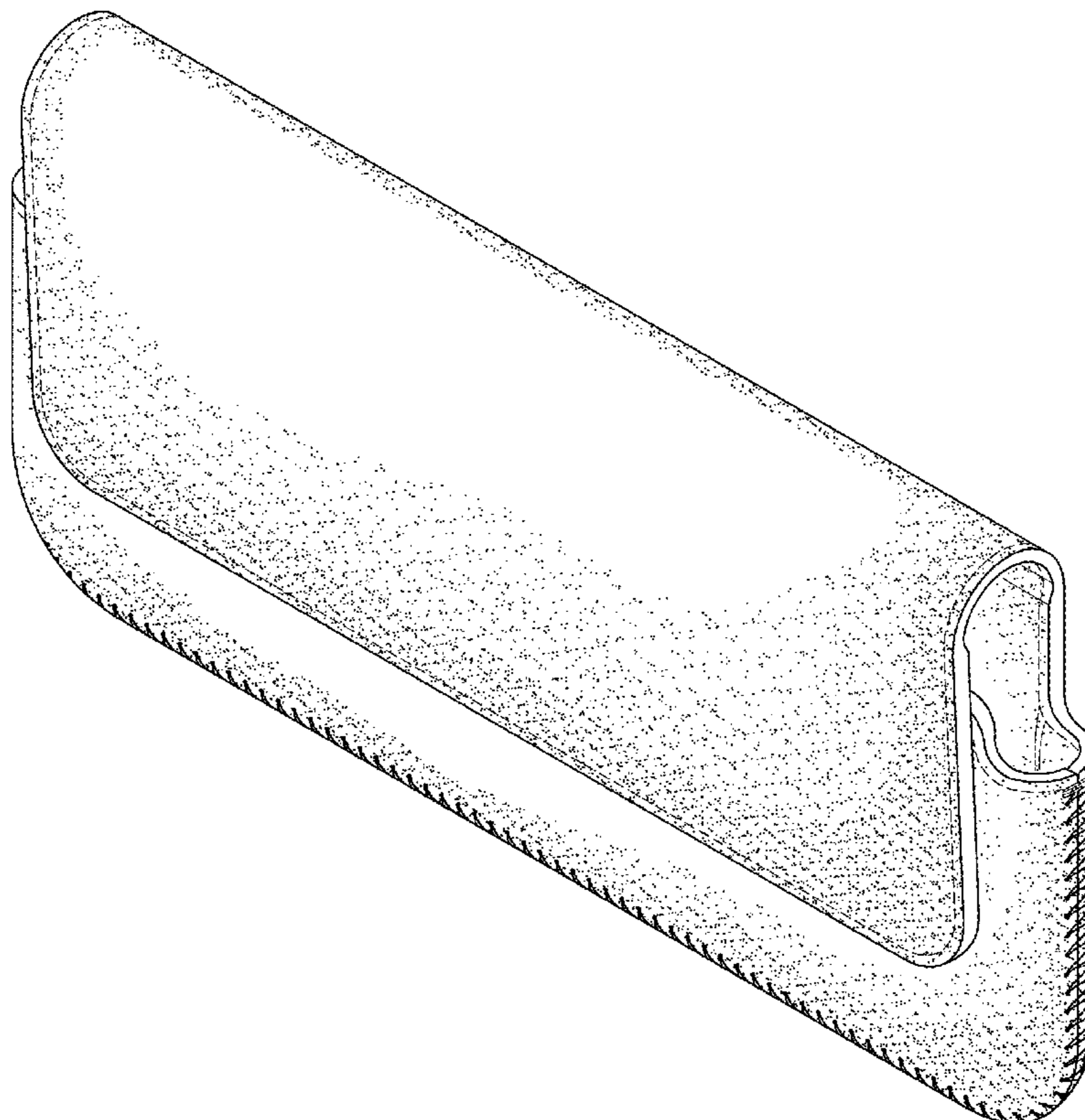
(57) **CLAIM**

We claim the ornamental design for a horizontal electronic device holster, as shown and described.

**DESCRIPTION**

FIG. 1 is a front perspective view of a horizontal electronic device holster;  
FIG. 2 is a front elevational view of the horizontal electronic device holster;  
FIG. 3 is a rear elevational view thereof;  
FIG. 4 is a right elevational view thereof;  
FIG. 5 is a left elevational view thereof;  
FIG. 6 is a top plan view thereof; and,  
FIG. 7 is a bottom plan view thereof.

**1 Claim, 5 Drawing Sheets**



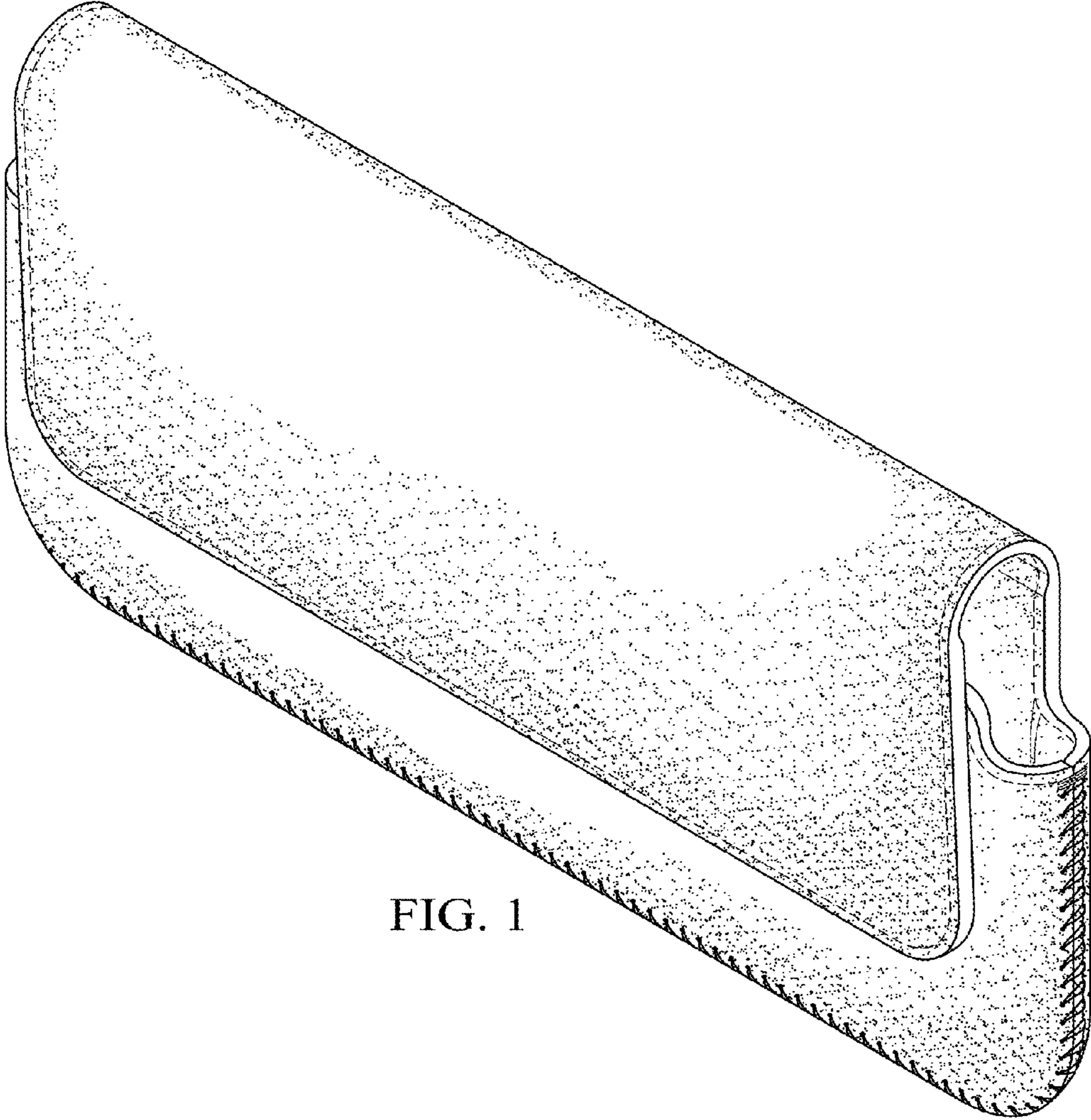


FIG. 1




FIG. 2




FIG. 3

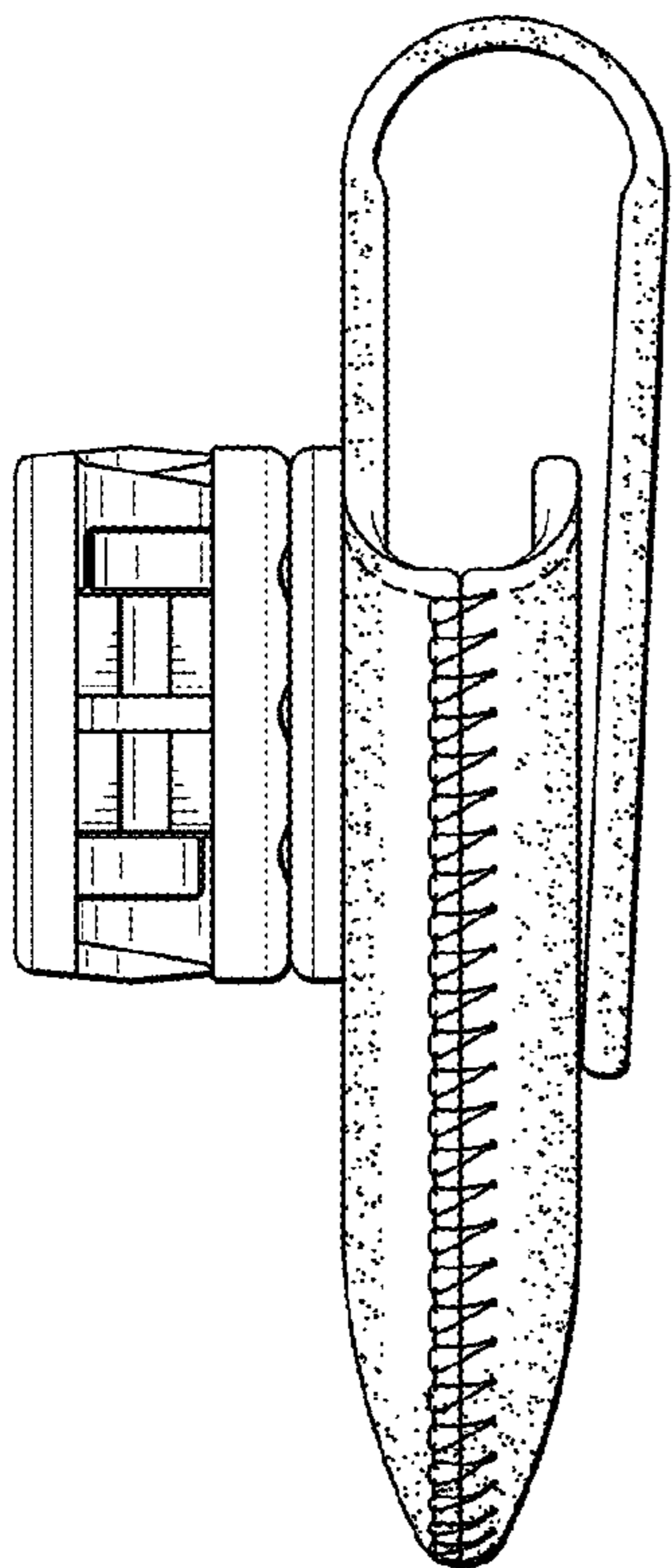


FIG. 4

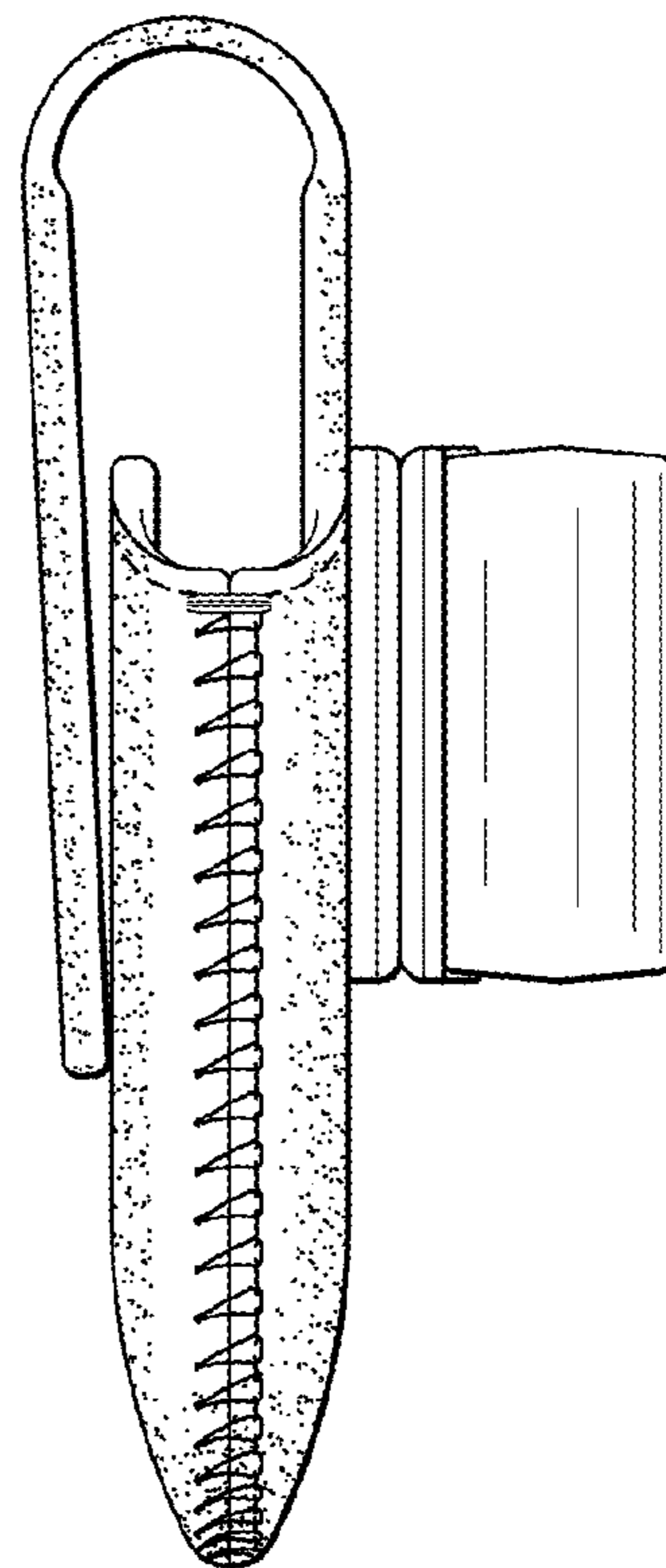


FIG. 5

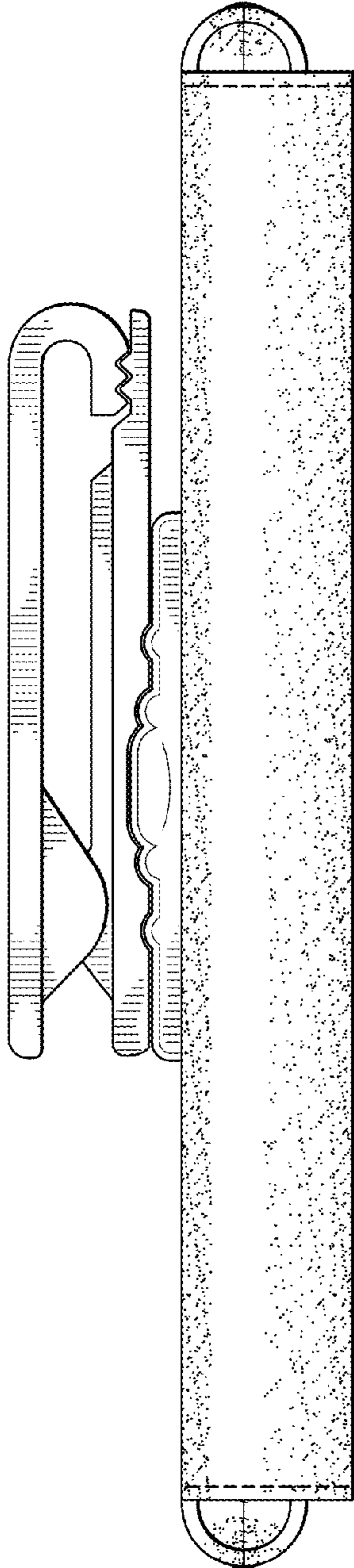


FIG. 6

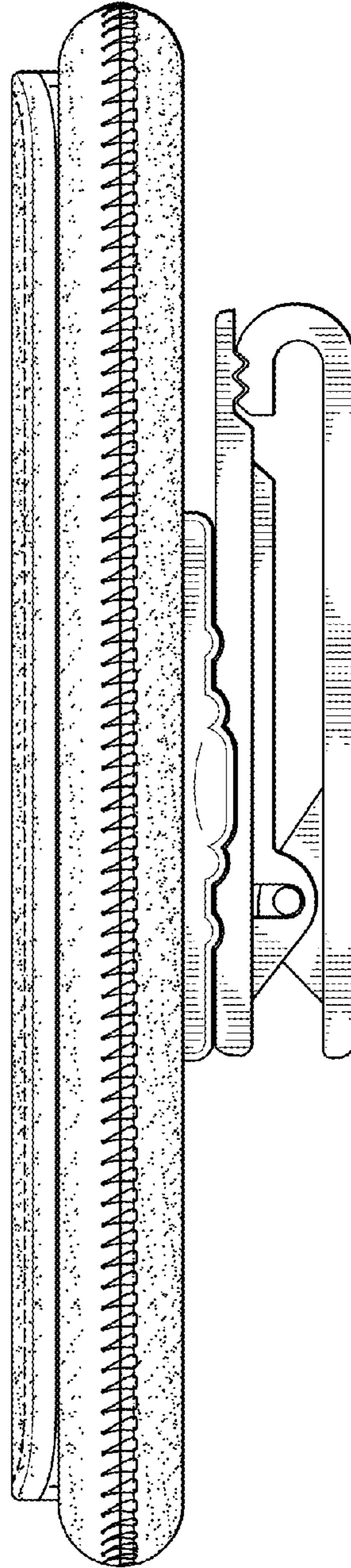


FIG. 7