



US00D692228S

(12) **United States Design Patent**
Reaux

(10) **Patent No.:** **US D692,228 S**

(45) **Date of Patent:** **** Oct. 29, 2013**

(54) **REAR PANEL FOR A BACKPACK**

(71) Applicant: **Brian K. Reaux**, Red Oak, TX (US)

(72) Inventor: **Brian K. Reaux**, Red Oak, TX (US)

(**) Term: **14 Years**

(21) Appl. No.: **29/421,901**

(22) Filed: **Oct. 15, 2012**

(51) **LOC (9) Cl.** **03-01**

(52) **U.S. Cl.**
USPC **D3/216**

(58) **Field of Classification Search**
USPC D3/214, 215, 216, 217, 234, 270, 271.3,
D3/271.4; D2/712; D6/305, 316; D9/614,
D9/621, 623, 703; D11/136, 150, 160,
D11/161; 2/400, 406, 67; 40/414; 223/66,
223/67, 68, 85, 87, 92; 224/153, 575, 578,
224/627, 637, 640, 645, 651-659

See application file for complete search history.

(56) **References Cited**

U.S. PATENT DOCUMENTS

4,542,838	A *	9/1985	Perez-Tubens et al.	223/87
4,805,816	A *	2/1989	Freund	223/66
4,930,693	A *	6/1990	Schwab	223/66
D316,571	S *	4/1991	Romero-Comas et al.	D20/29
D330,852	S *	11/1992	Gontowski et al.	D9/703
5,410,829	A *	5/1995	Schwab et al.	40/414
D361,932	S *	9/1995	Hensch	D9/623
D381,898	S *	8/1997	Craig	D9/621
D420,793	S *	2/2000	Vreeland	D3/216
D451,840	S *	12/2001	Humbert	D11/131

D486,959	S *	2/2004	Lama et al.	D3/216
D516,308	S *	3/2006	Salaam	D3/271.4
D556,447	S *	12/2007	Tenani et al.	D3/216
2010/0175171	A1 *	7/2010	Dye	2/406

* cited by examiner

Primary Examiner — Janice Seeger

Assistant Examiner — Martie K Holtje

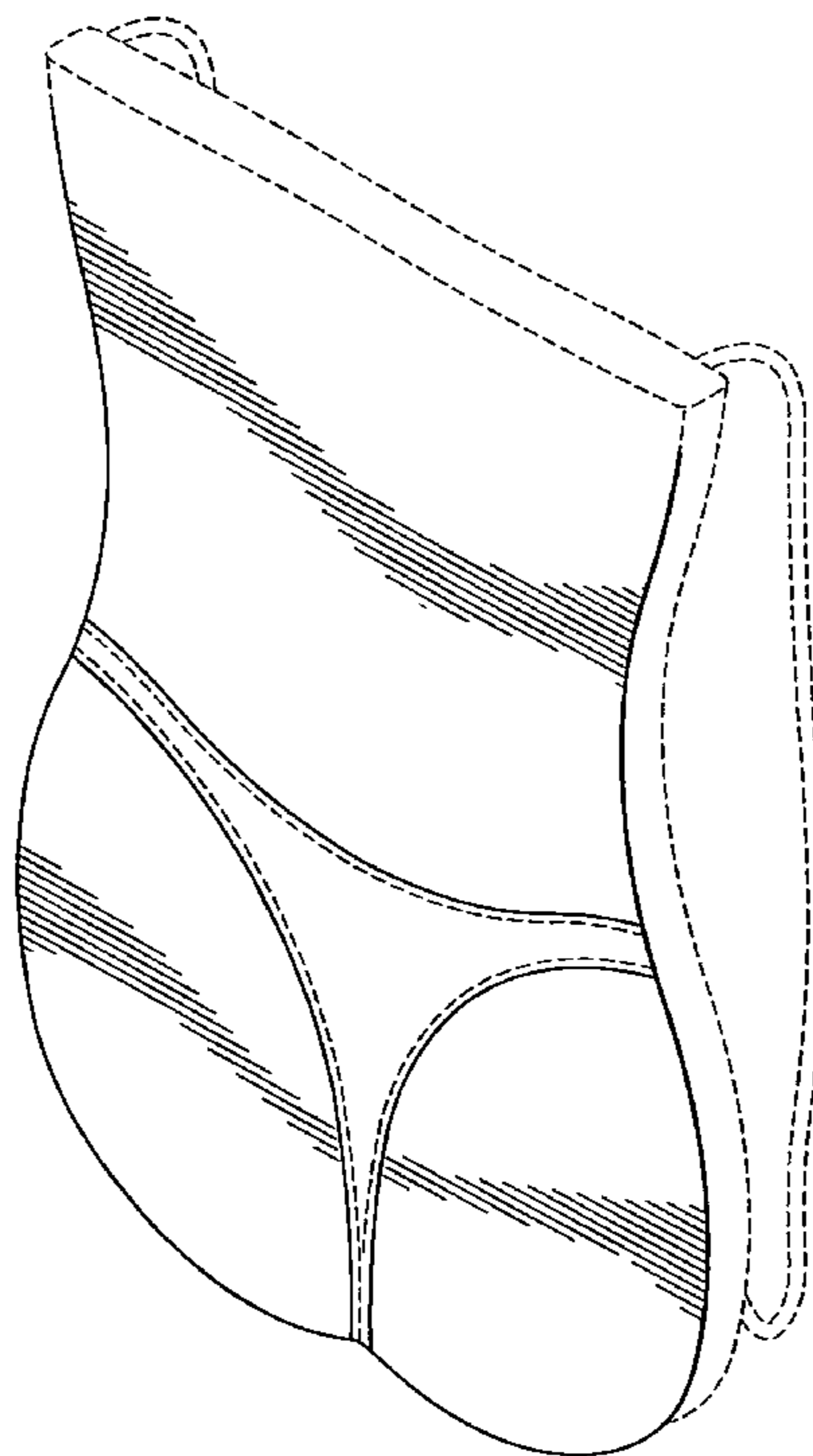
(57) **CLAIM**

The ornamental design for a rear panel for a backpack, as shown and described.

DESCRIPTION

FIG. 1 is a right front perspective view of a rear panel for a backpack showing a first Embodiment of my new design
 FIG. 2 is a front elevation view thereof;
 FIG. 3 is a right side elevational view, the left side elevational view being a mirror image Thereof;
 FIG. 4 is a right front perspective view of a second embodiment of my new design
 FIG. 5 is a front elevational view of FIG. 4; and,
 FIG. 6 is a right side elevational view of FIG. 4; the left side being a mirror image thereof.
 The broken line showing of structural elements is included for the purpose of illustrating portions of the rear panel for a backpack that form no part of the claimed design.
 The dashed lines on the garment portion in FIGS. 1, 2, 4, and 5 represent stitching.

1 Claim, 4 Drawing Sheets



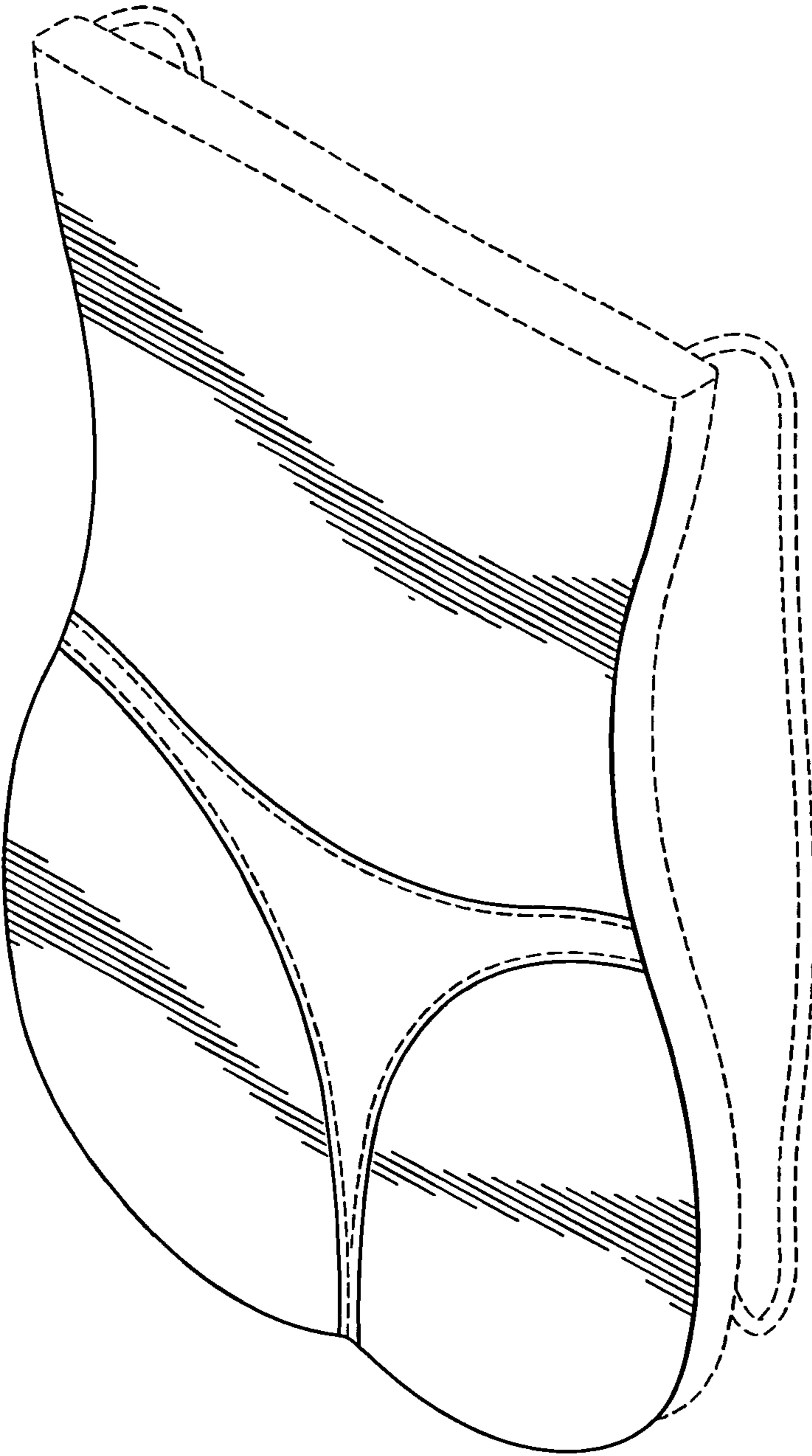


FIG. 1

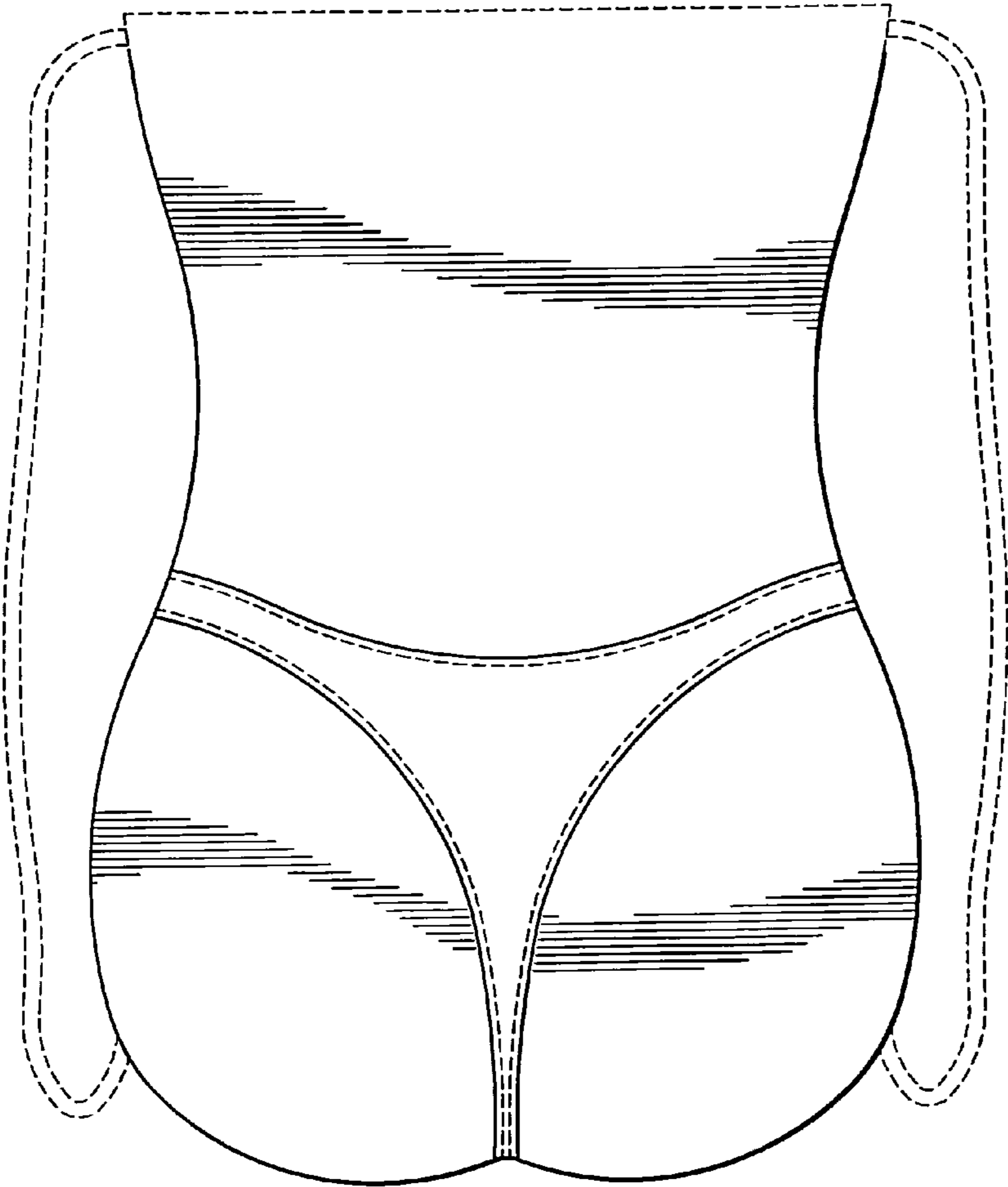


FIG. 2




FIG. 3

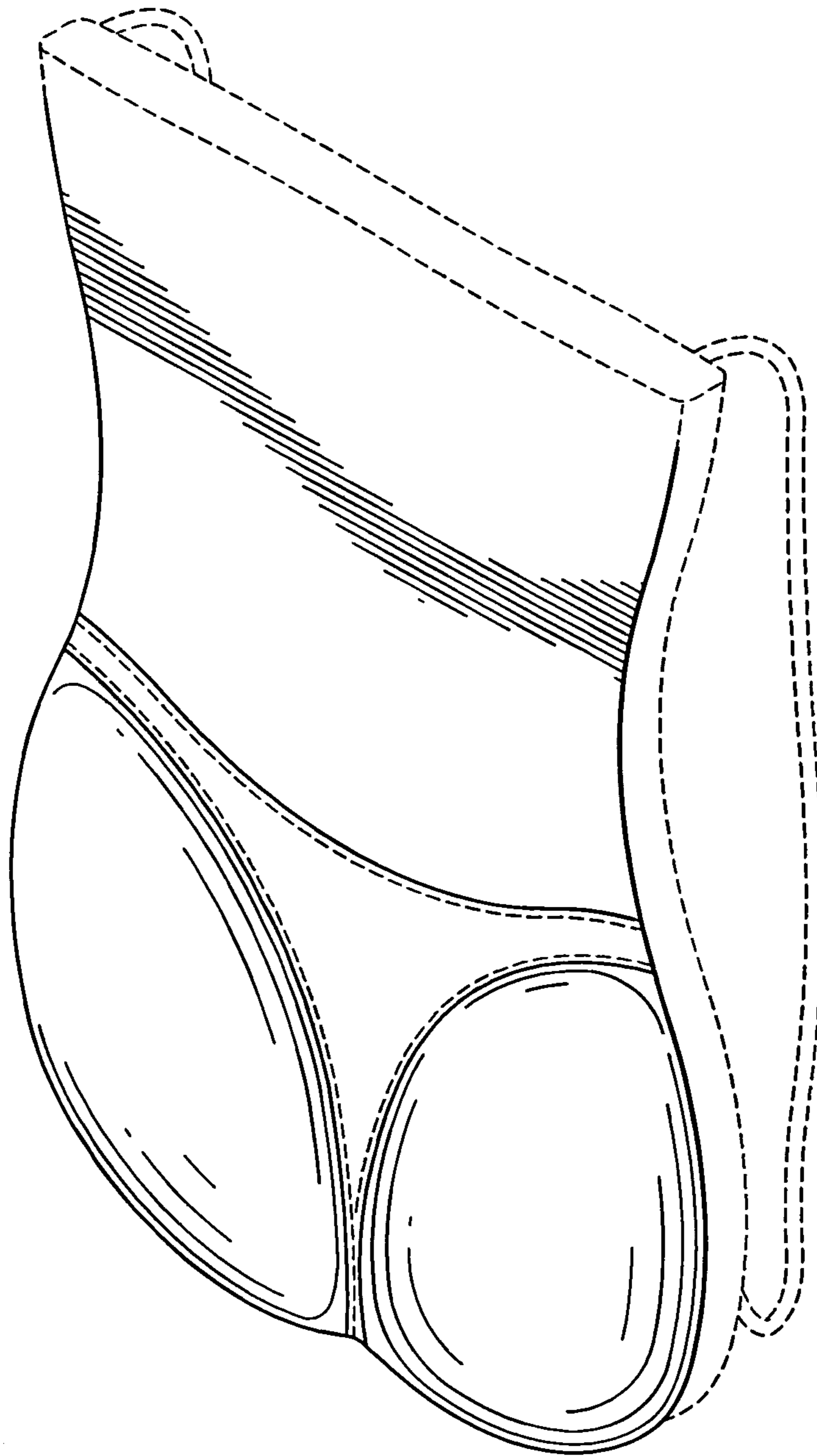


FIG. 4

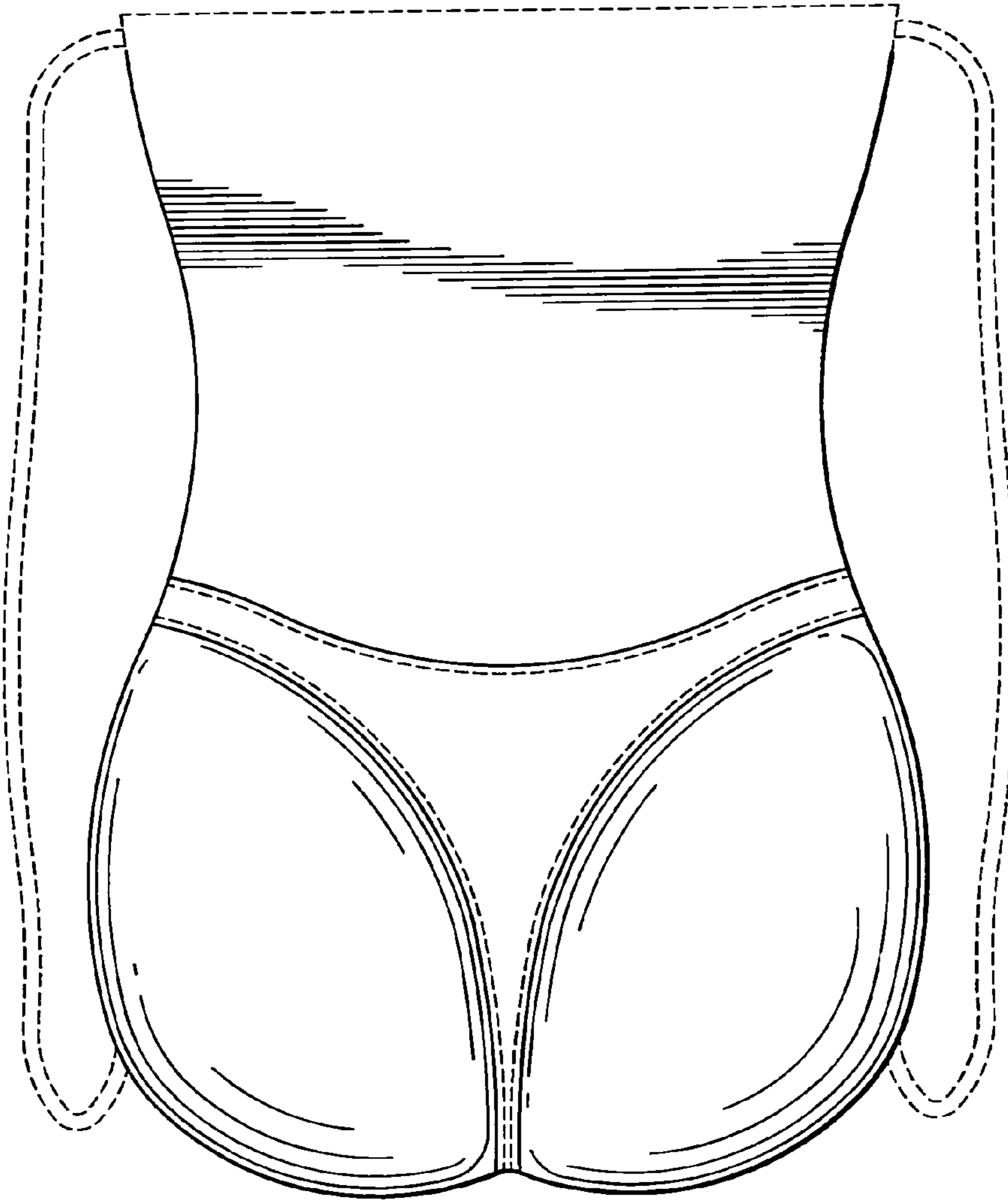


FIG. 5




FIG. 6