



US00D692221S

(12) **United States Design Patent**
Weitzman

(10) **Patent No.:** **US D692,221 S**

(45) **Date of Patent:** **** Oct. 29, 2013**

(54) **FOUNDATION OF A WOMAN'S SHOE**

(71) Applicant: **Stuart Weitzman IP, LLC**, Ft. Lauderdale, FL (US)

(72) Inventor: **Stuart Weitzman**, Greenwich, CT (US)

(73) Assignee: **Stuart Weitzman IP, LLC**, Ft. Lauderdale, FL (US)

(**) Term: **14 Years**

(21) Appl. No.: **29/457,635**

(22) Filed: **Jun. 12, 2013**

Related U.S. Application Data

(62) Division of application No. 29/442,023, filed on Oct. 26, 2012, now Pat. No. Des. 686,810.

(51) **LOC (9) Cl.** **02-04**

(52) **U.S. Cl.**
USPC **D2/950; D2/947**

(58) **Field of Classification Search**
USPC D2/902, 906, 908, 916, 918, 925,
D2/946-962, 977; 36/3 B, 22 R, 24.5, 25 R,
36/28, 32 R, 34 R, 59 C, 67 A, 103
See application file for complete search history.

(56) **References Cited**

U.S. PATENT DOCUMENTS

413,693 A * 10/1889 Walker 36/28
D112,076 S * 11/1938 Levin D2/950
D119,397 S 12/1939 Perugia
D119,326 S 1/1940 Fein et al.
D120,313 S 3/1940 Hubbard
D120,248 S * 4/1940 Sbicca D2/950

D120,314 S * 4/1940 Levin D2/965
D121,193 S * 6/1940 Nutt D2/965
D121,467 S 6/1940 Calderazzo
D123,241 S 9/1940 Johnson
D124,896 S 1/1941 Fein
2,258,322 A * 10/1941 Frolich 36/7.7
2,382,559 A * 8/1945 Goldstein 36/3 A
2,386,269 A * 10/1945 Ryan 36/59 B

(Continued)

FOREIGN PATENT DOCUMENTS

CA 24532 1/1962
CZ 21786 5/1991

(Continued)

Primary Examiner — T. Chase Nelson

(74) *Attorney, Agent, or Firm* — Gottlieb, Rackman & Reisman, PC

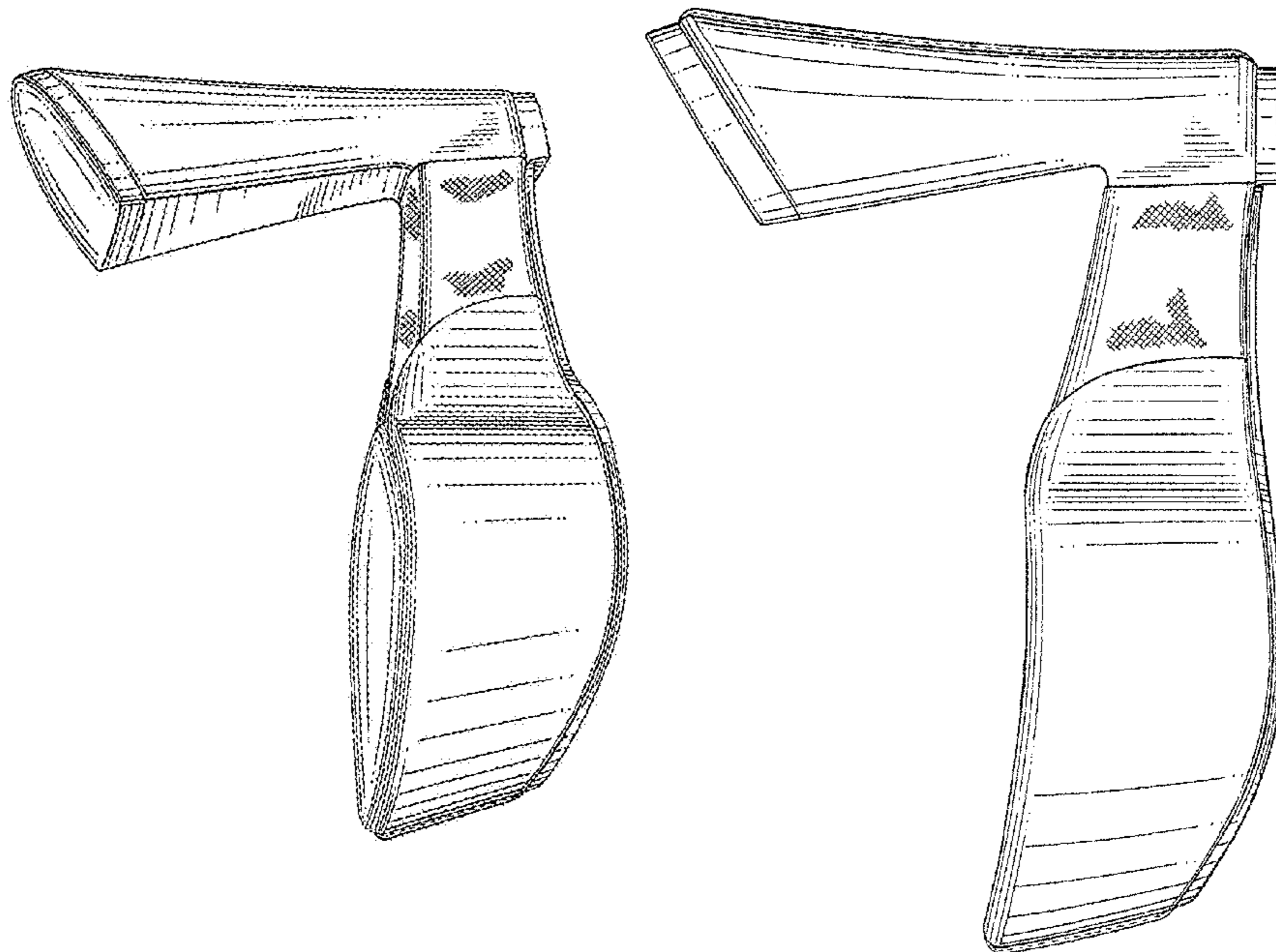
(57) **CLAIM**

The ornamental design for the foundation of a woman's shoe, as shown and described.

DESCRIPTION

FIG. 1 is a left frontal perspective view of the embodiment of the foundation of a woman's shoe;
FIG. 2 is a top plan view of the embodiment thereof;
FIG. 3 is a left side view of the embodiment thereof;
FIG. 4 is a front plan view of the embodiment thereof;
FIG. 5 is a right side view of the embodiment thereof;
FIG. 6 is a back view of the embodiment thereof; and,
FIG. 7 is a bottom plan view of the embodiment thereof.
Any broken lines of FIGS. 1-7 are for purposes of illustrating portions of the foundation of a woman's shoe that form no part of the claimed design.

1 Claim, 7 Drawing Sheets



(56)

References Cited

U.S. PATENT DOCUMENTS

2,412,808	A *	12/1946	Goldstein	36/11.5
2,424,609	A *	7/1947	Friedmann, Jr.	36/91
D205,882	S *	10/1966	Post	D2/939
D205,883	S *	10/1966	Post	D2/939
D247,074	S *	1/1978	Henry	D2/947
D252,836	S *	9/1979	Picker	D2/950
D261,946	S *	11/1981	Trask	D2/950
D263,094	S	2/1982	Mazabras	
D268,376	S	3/1983	Scharf	
D268,966	S *	5/1983	Smith	D2/916
D307,608	S *	5/1990	Shure	D21/413
5,435,079	A *	7/1995	Gallegos	36/38
5,765,295	A *	6/1998	Srourian et al.	36/24.5
D415,338	S	10/1999	Phillips	
D566,959	S	4/2008	Lamont	
D568,592	S	5/2008	Choi	
D572,896	S	7/2008	Choi	
D644,825	S *	9/2011	Kotoyan	D2/950
D648,931	S *	11/2011	Weitzman	D2/929
D661,070	S *	6/2012	Della Valle et al.	D2/935

D666,793	S *	9/2012	Weitzman	D2/933
D675,813	S *	2/2013	Hayashi	D2/950
2002/0133977	A1 *	9/2002	Pan	36/28
2005/0138843	A1 *	6/2005	Hayes	36/27
2006/0218820	A1 *	10/2006	Baden et al.	36/34 R

FOREIGN PATENT DOCUMENTS

EM	000755624-0152	7/2007
EM	000755624-0153	7/2007
ES	D0513434-17	10/2011
FR	964850	1/1997
FR	974544	11/1997
FR	042861	12/2004
FR	053476	1/2006
FR	074412	12/2008
FR	090355	1/2009
FR	20105183	12/2010
FR	20102537	4/2011
FR	20110952	5/2012
GB	4008879	11/2008
GR	9109	1/2011

* cited by examiner

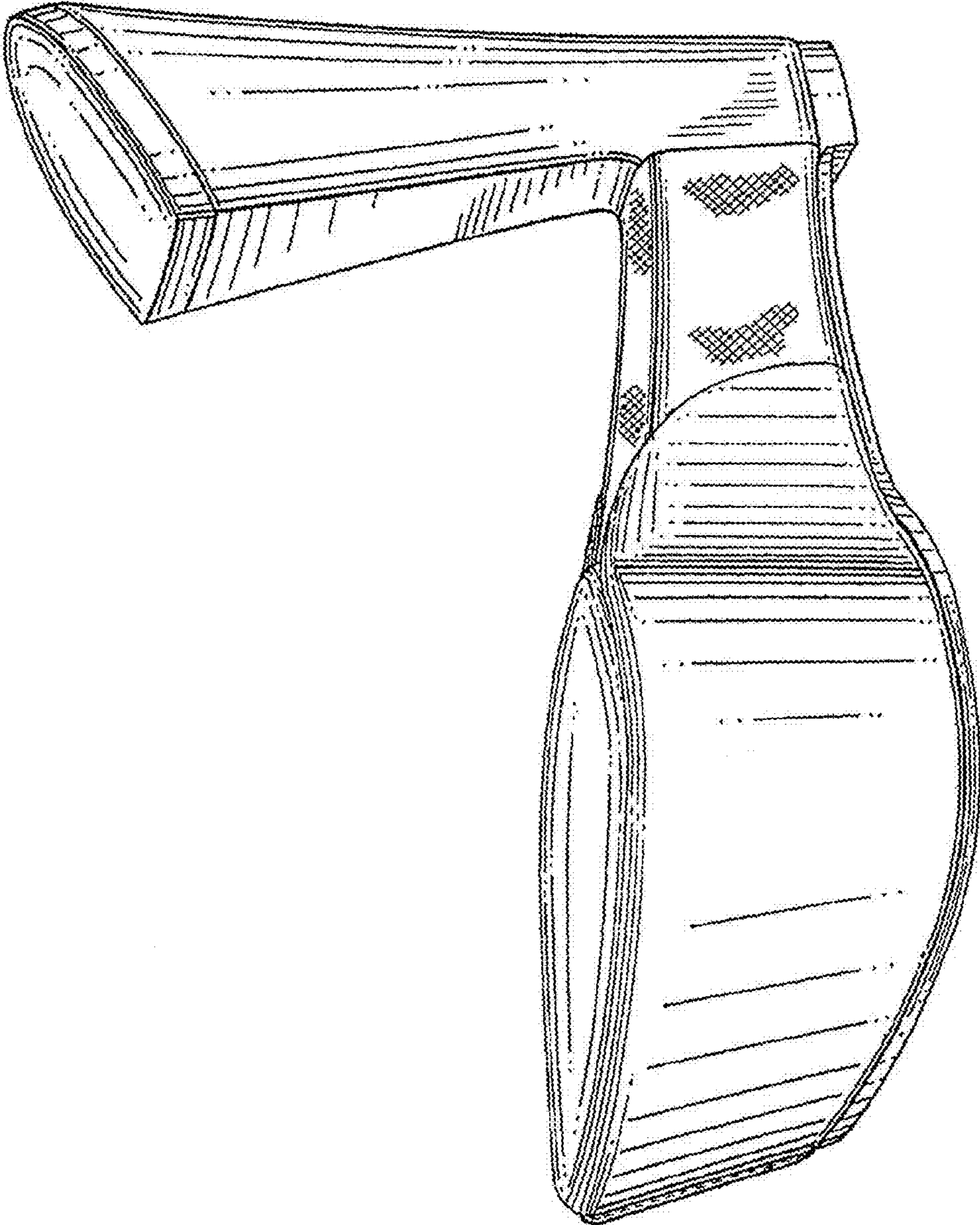


FIG. 1

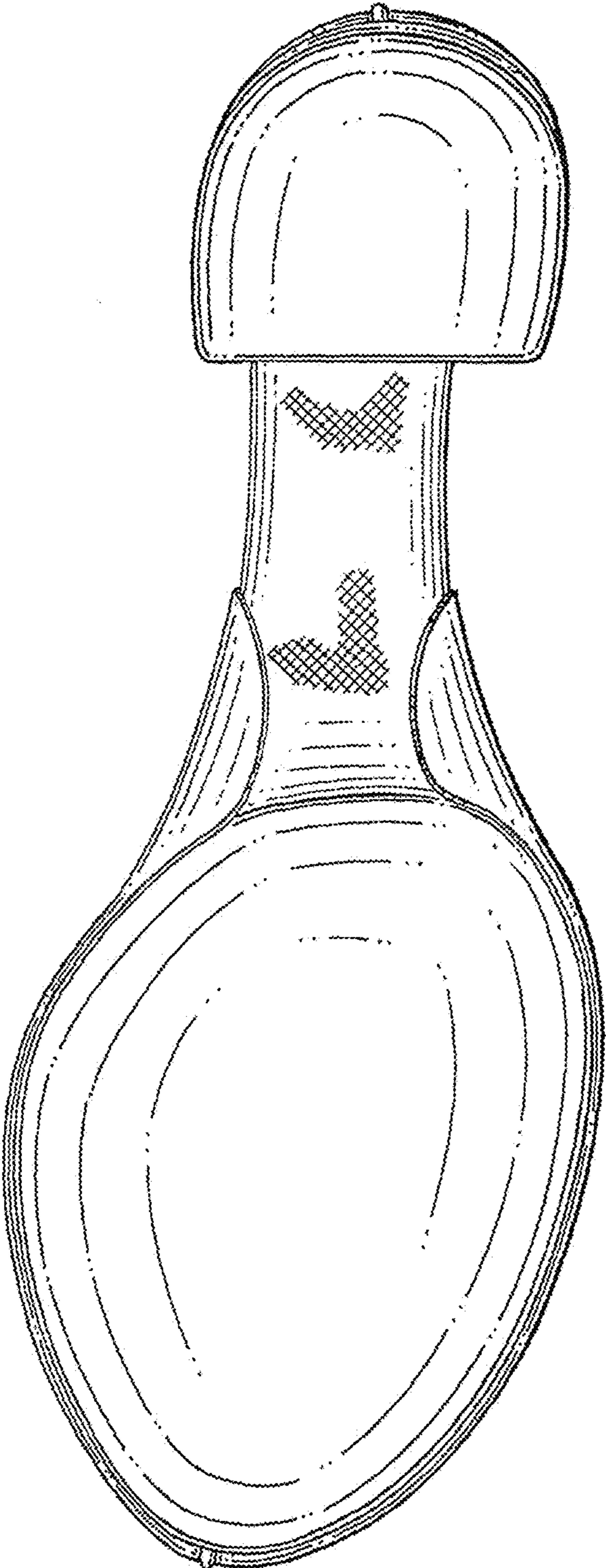


FIG. 2

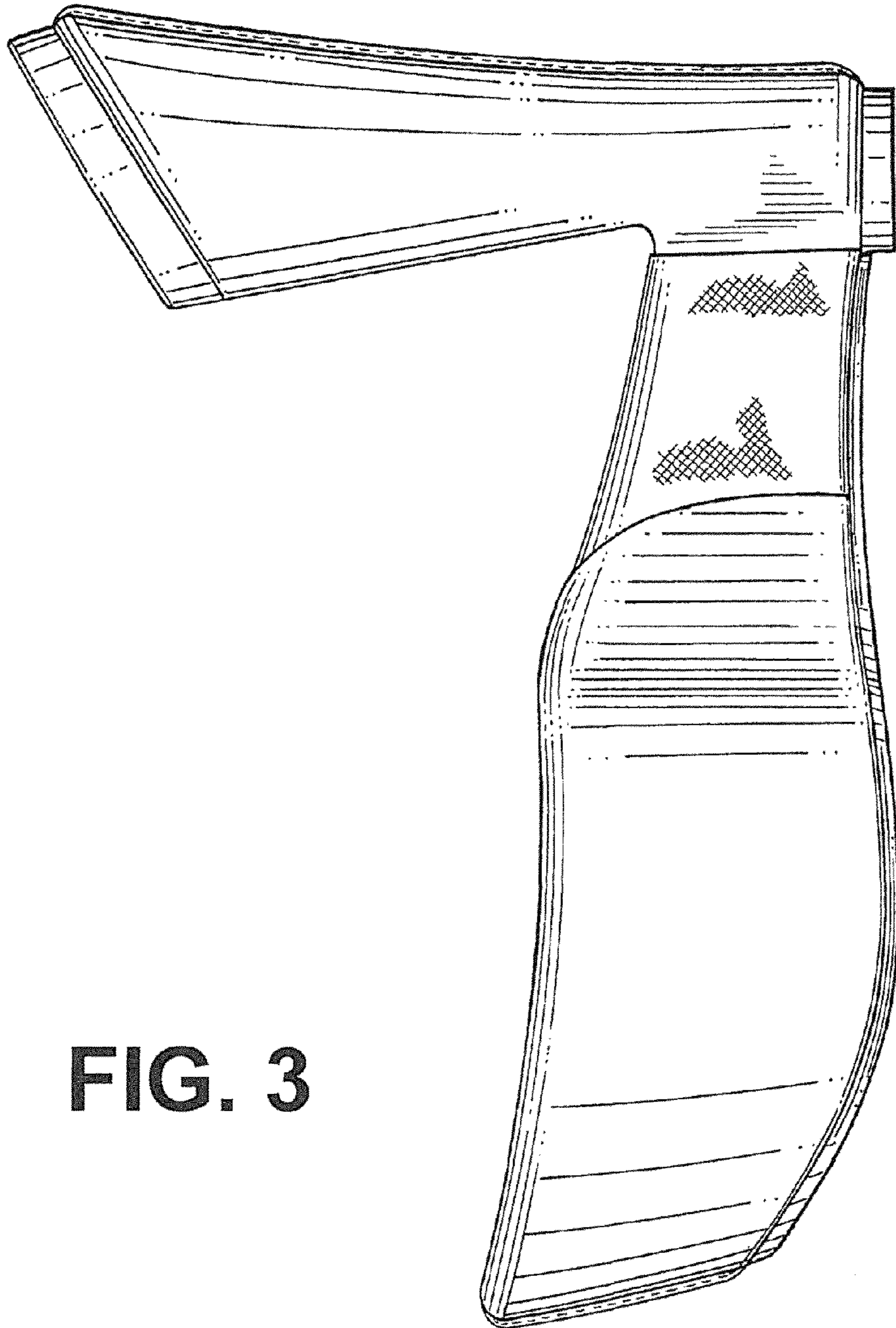


FIG. 3

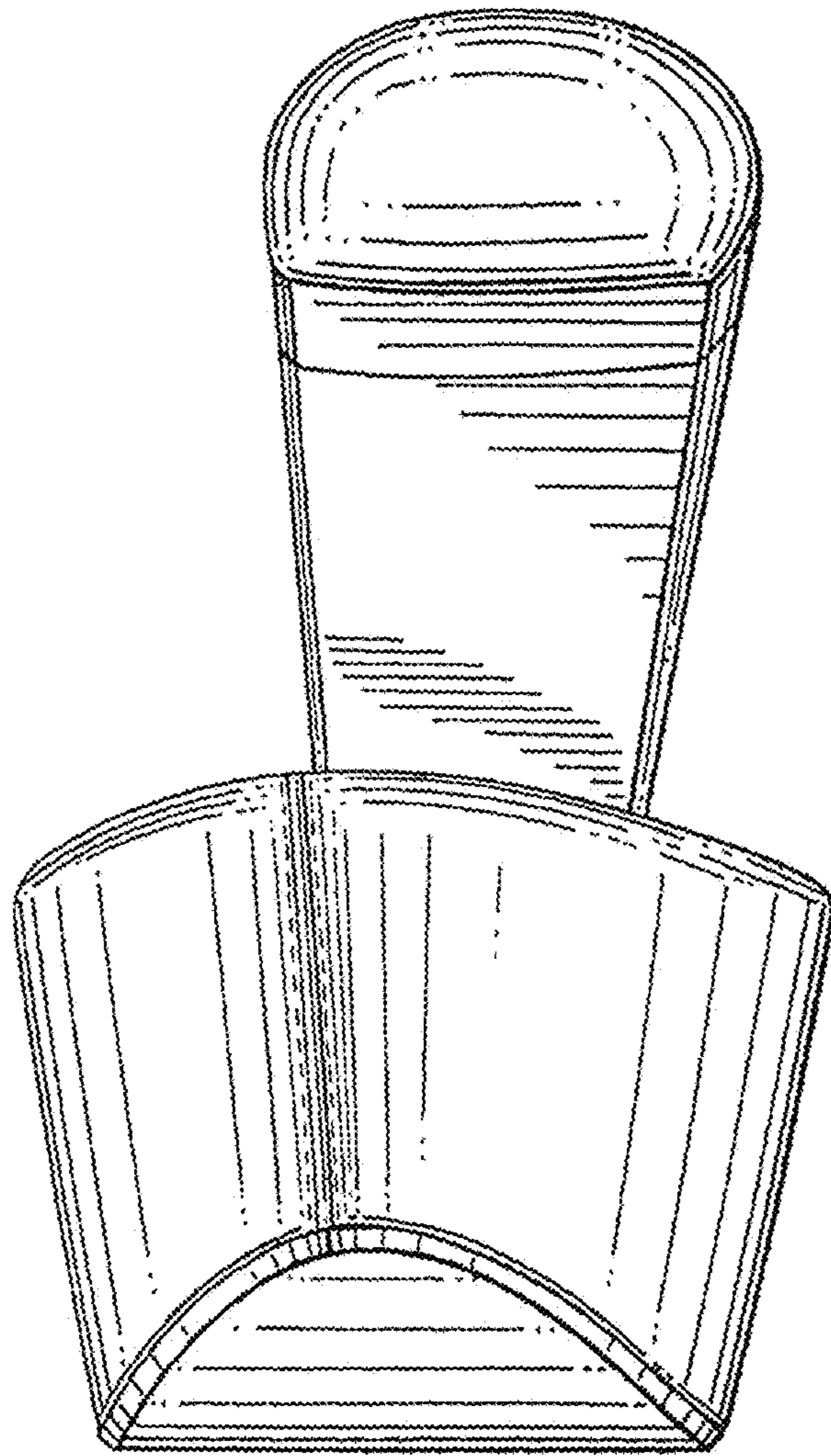


FIG. 4

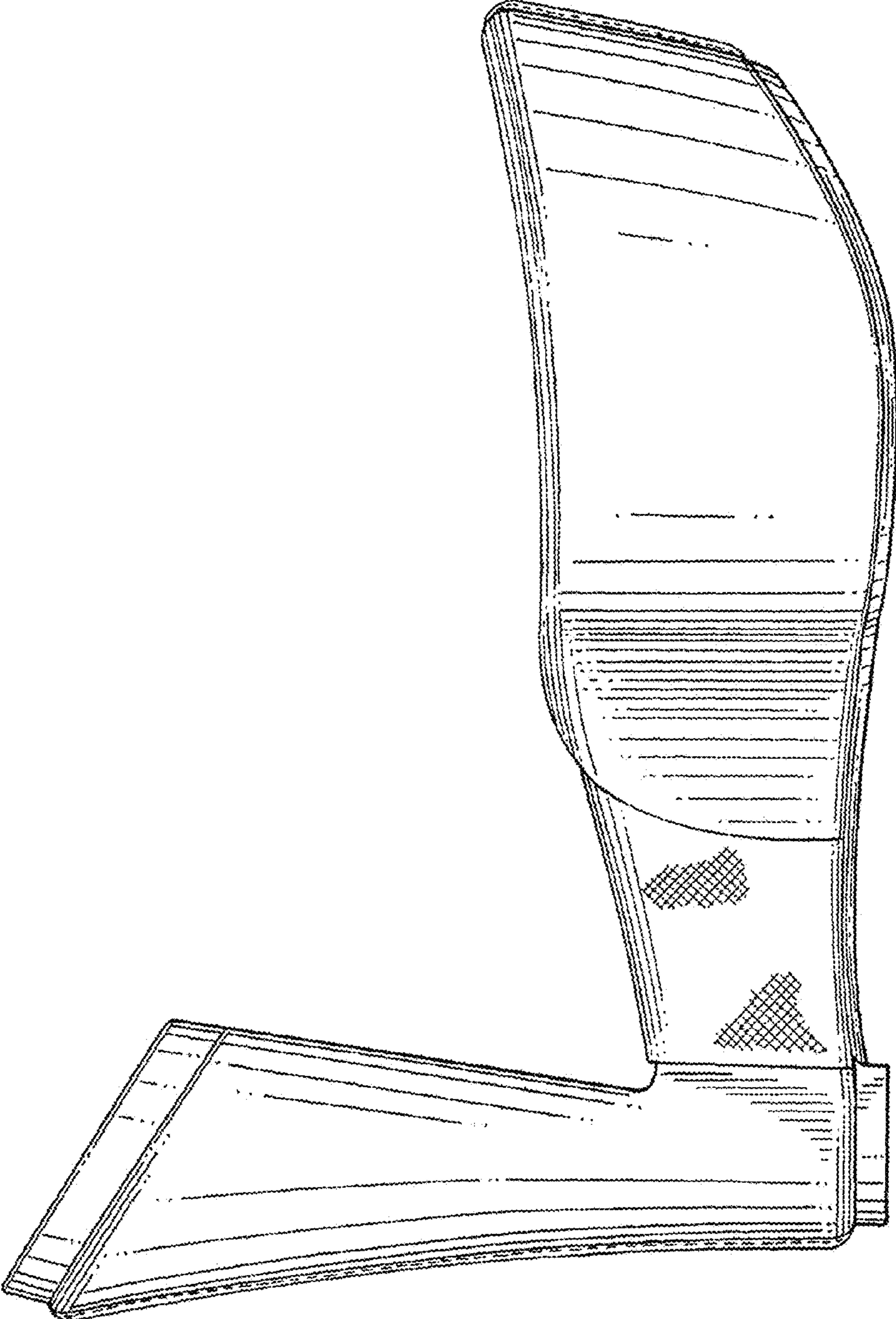


FIG. 5

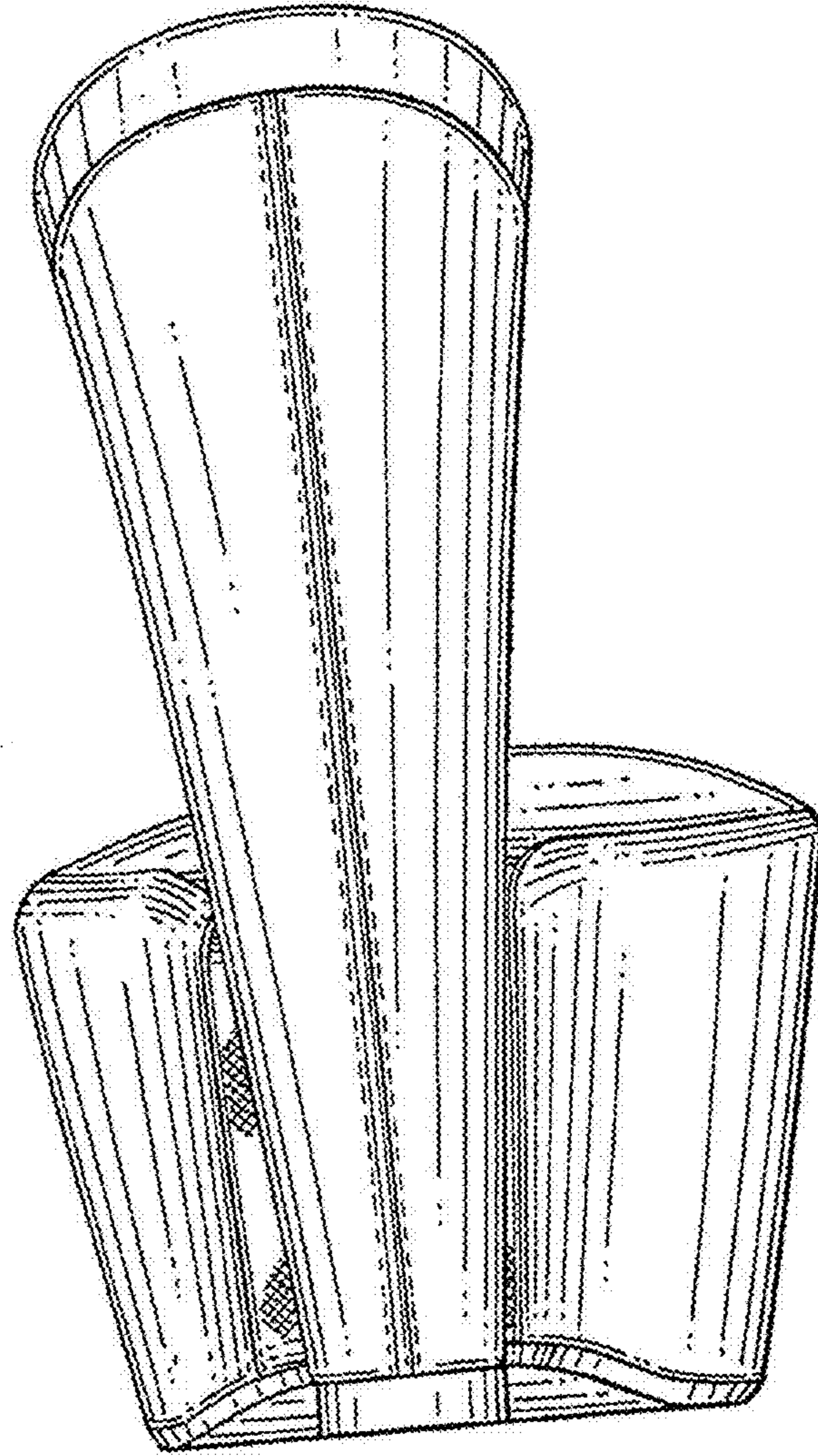


FIG. 6

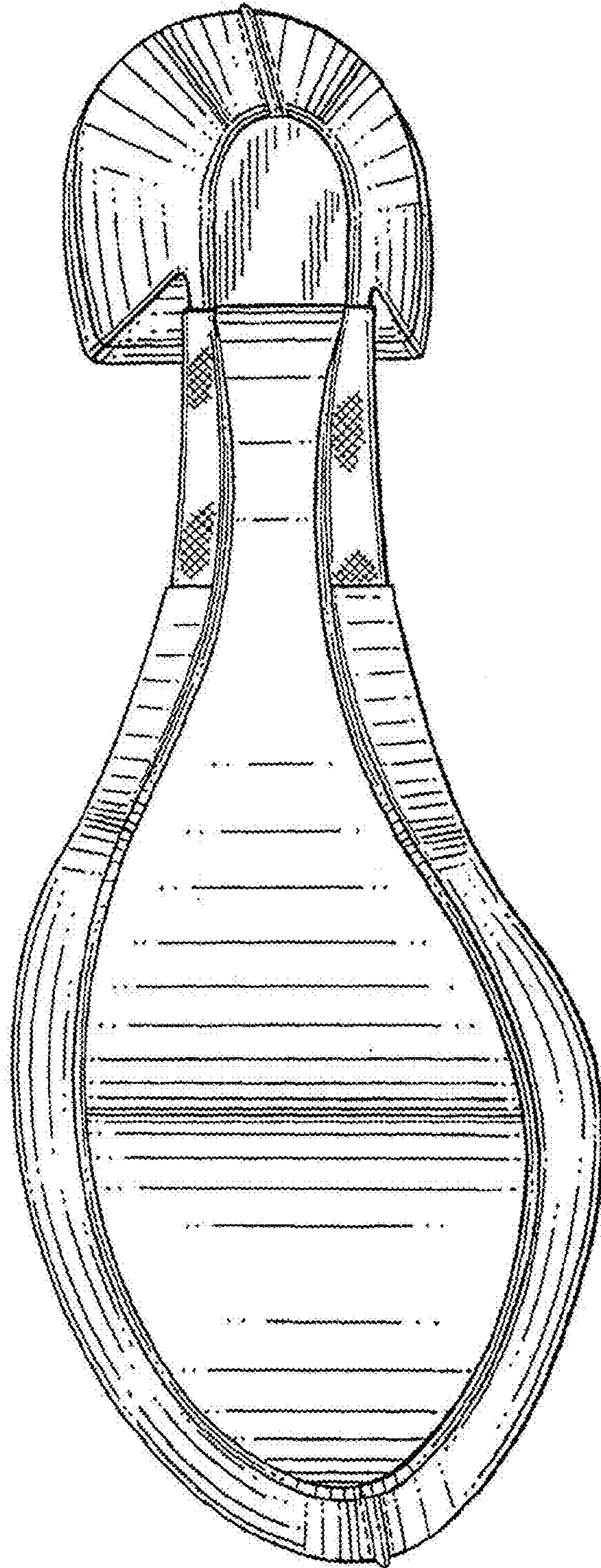


FIG. 7