



US00D692207S

(12) **United States Design Patent**
Khan

(10) **Patent No.:** **US D692,207 S**

(45) **Date of Patent:** **** Oct. 29, 2013**

(54) **NECKTIE**

FOREIGN PATENT DOCUMENTS

(76) Inventor: **H. Zaiba Khan**, Richmond (CA)

CN 301224089 * 5/2010
WO WO D022976-001 * 8/1992

(**) Term: **14 Years**

* cited by examiner

(21) Appl. No.: **29/425,792**

Primary Examiner — Karen E Eldridge Powers

(22) Filed: **Jun. 27, 2012**

(57) **CLAIM**

(51) **LOC (9) Cl.** **02-05**

The ornamental design for a necktie, as shown and described.

(52) **U.S. Cl.**

DESCRIPTION

USPC **D2/605**

(58) **Field of Classification Search**

USPC D2/600, 601, 602, 603, 604, 605, 606,
D2/607, 608, 609; 2/130, 144, 145, 146,
2/147, 148, 149, 150, 151, 152.1, 153,
2/154, 155, 156, 157

FIG. 1 is a perspective view of a necktie showing my new design;

FIG. 2 is a front elevation view thereof;

FIG. 3 is a rear elevation view thereof;

FIG. 4 is a right side elevation view thereof;

FIG. 5 is a left side elevation view thereof;

FIG. 6 is a top plan view thereof; and,

FIG. 7 is a bottom plan view thereof.

See application file for complete search history.

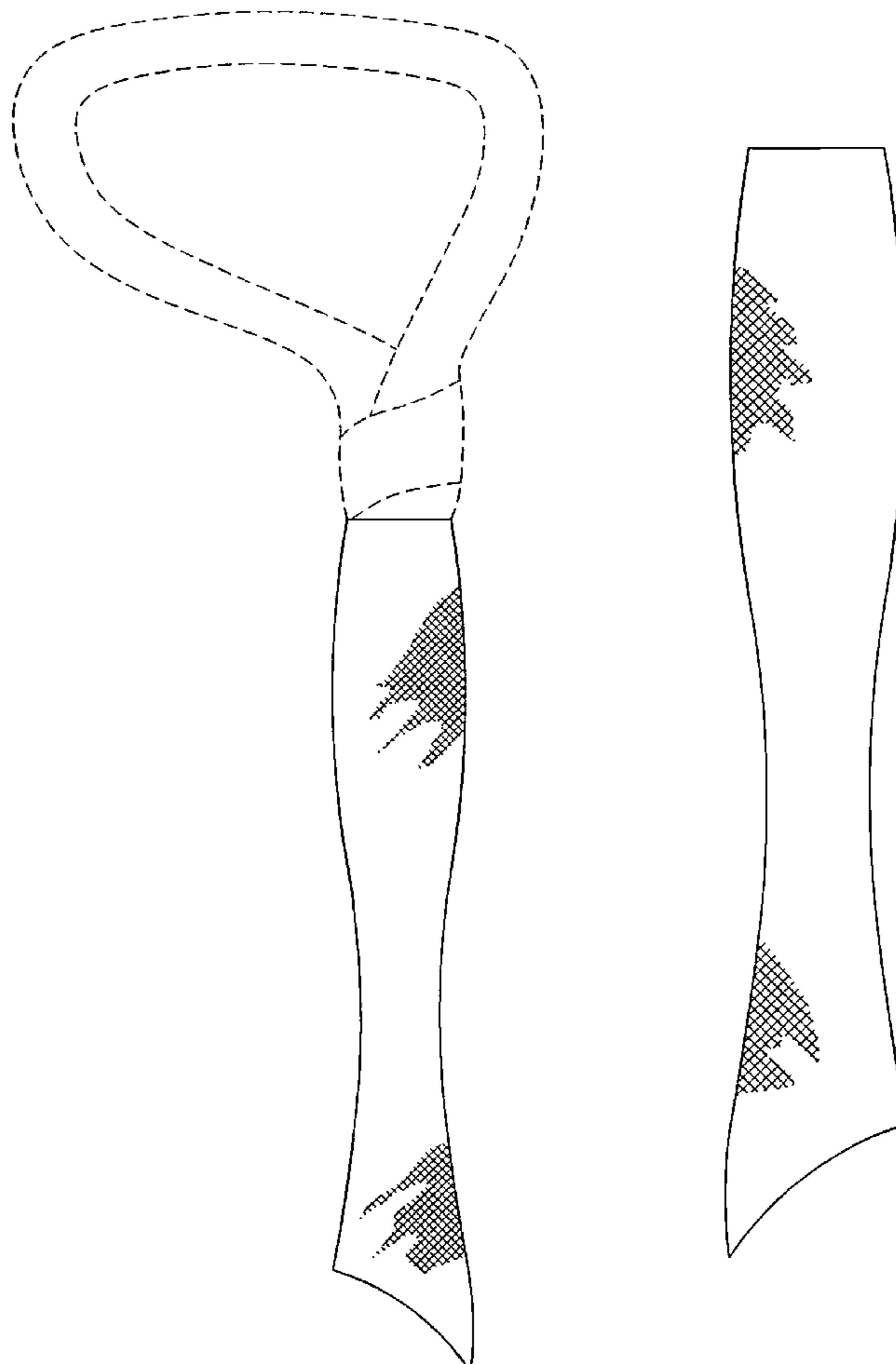
The broken lines showing the neck loop and knot of a necktie illustrate those features of the necktie that form no part of the claimed design.

(56) **References Cited**

U.S. PATENT DOCUMENTS

D220,675	S	*	5/1971	Schultze	D2/605
D550,928	S	*	9/2007	Brown	D2/605
D616,179	S	*	5/2010	Serpa et al.	D2/605
2002/0007505	A1	*	1/2002	Parker	2/144

1 Claim, 2 Drawing Sheets



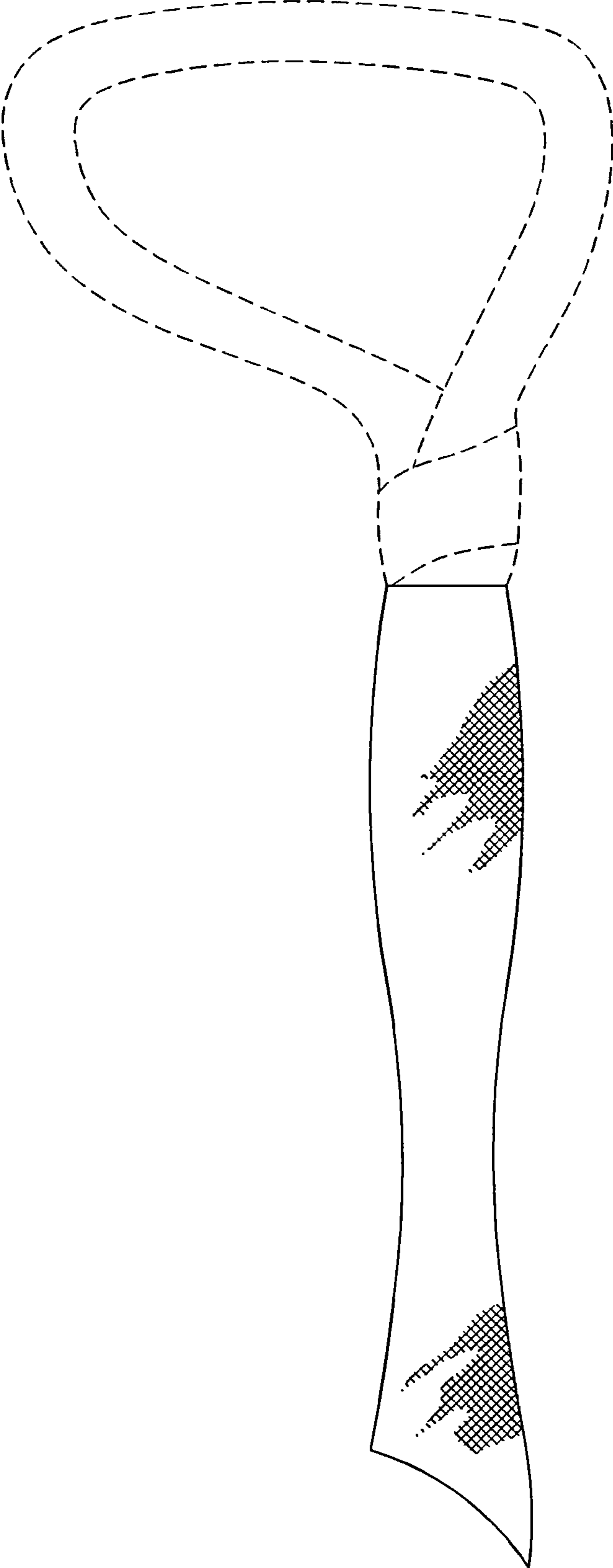


FIG. 1

FIG. 2

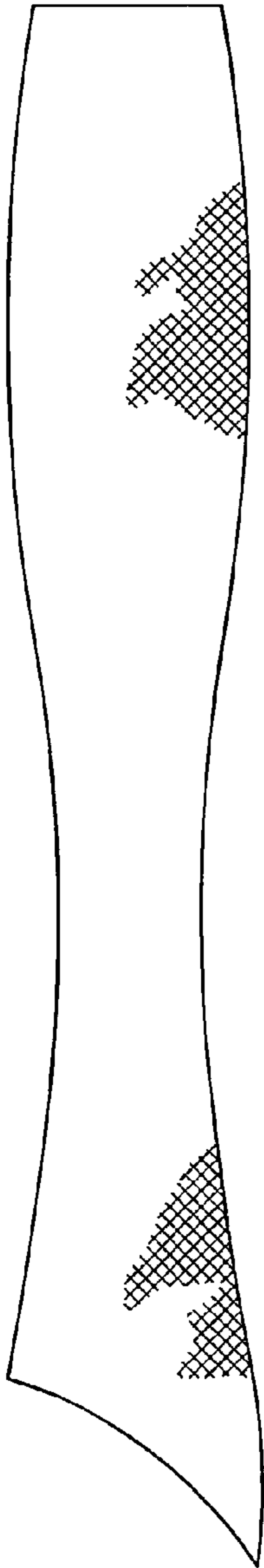


FIG. 3

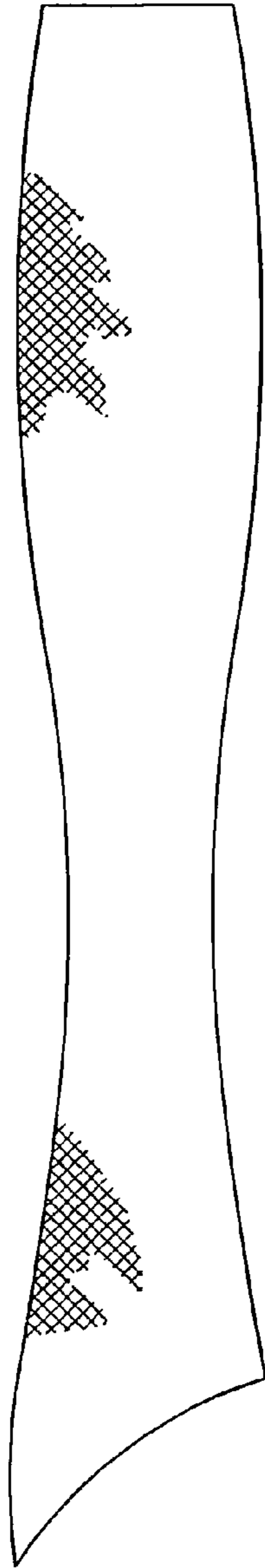


FIG. 4



FIG. 5



FIG. 6




FIG. 7

