

US00D692195S

(12) **United States Design Patent**  
**Paulsen et al.**

(10) **Patent No.:** **US D692,195 S**  
(45) **Date of Patent:** **\*\* Oct. 22, 2013**

- (54) **DRAIN CLEARING KIT**
- (71) Applicants: **Howard C. Paulsen**, Utica, NY (US);  
**Richard J. Paulsen**, Utica, NY (US)
- (72) Inventors: **Howard C. Paulsen**, Utica, NY (US);  
**Richard J. Paulsen**, Utica, NY (US)
- (\*\*) Term: **14 Years**
- (21) Appl. No.: **29/440,303**
- (22) Filed: **Dec. 20, 2012**
- (51) **LOC (9) Cl.** ..... **15-05**
- (52) **U.S. Cl.**  
USPC ..... **D32/14**
- (58) **Field of Classification Search**  
USPC ..... D32/1, 14, 25, 35; 4/255.01, 255.05,  
4/255.11; 134/166 C, 167 C, 168 C, 168 R;  
15/104.05, 104.062, 104.31  
See application file for complete search history.

6,263,534	B1 *	7/2001	McCann et al.	.....	134/167 C
6,405,385	B1	6/2002	Smith		
D504,749	S *	5/2005	Habib	.....	D32/14
D505,234	S *	5/2005	Tash	.....	D32/14
D505,525	S *	5/2005	Tash	.....	D32/14
D510,783	S *	10/2005	Tash	.....	D32/14
D593,387	S *	6/2009	Liao	.....	D8/68
7,877,821	B1	2/2011	Prestia		
8,034,187	B2 *	10/2011	Schmitt	.....	134/22.12
2008/0276359	A1	11/2008	Morgan et al.		
2009/0293214	A1	12/2009	Ackerman et al.		
2010/0264046	A1	10/2010	Bates et al.		
2013/0000685	A1 *	1/2013	Haghshenas	.....	134/166 C

\* cited by examiner

*Primary Examiner* — T. Chase Nelson  
*Assistant Examiner* — Kathleen M Sims  
(74) *Attorney, Agent, or Firm* — Richard L. Miller

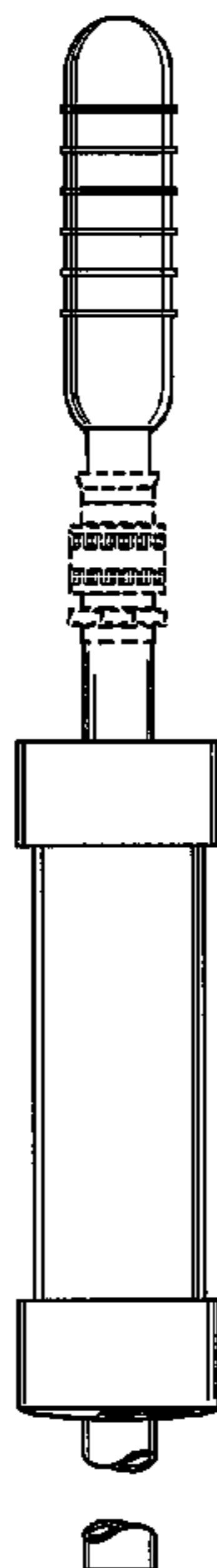
(57) **CLAIM**  
The ornamental design for a drain clearing kit, as shown and described.

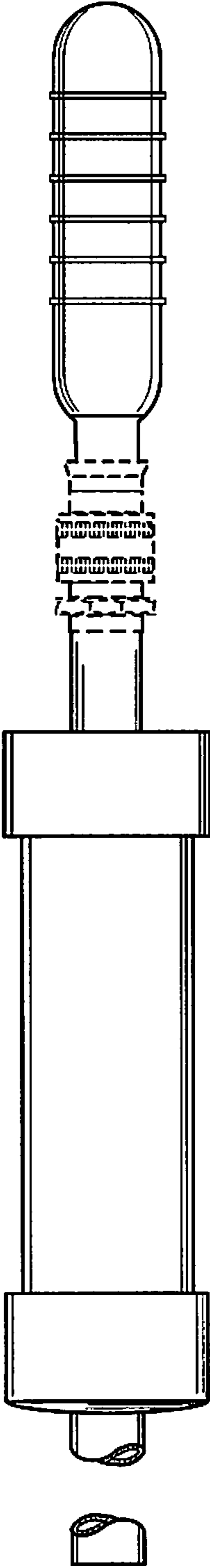
**DESCRIPTION**

FIG. 1 is a side elevational view of a drain clearing kit showing our new design;  
FIG. 2 is a front elevational view thereof;  
FIG. 3 is a rear elevational view thereof;  
FIG. 4 is an enlarged front elevational view of FIG. 2; and,  
FIG. 5 is an enlarged rear elevational view of FIG. 3.  
The bottom portion of the drain clearing kit is shown with a symbolic break in its length. The appearance of any portion of the article between the break lines forms no part of the claimed design.  
The broken line showing of details in FIGS. 1, 2 and 4 is included for the purpose of showing environmental portions of the drain clearing kit and forms no part of the claimed design.

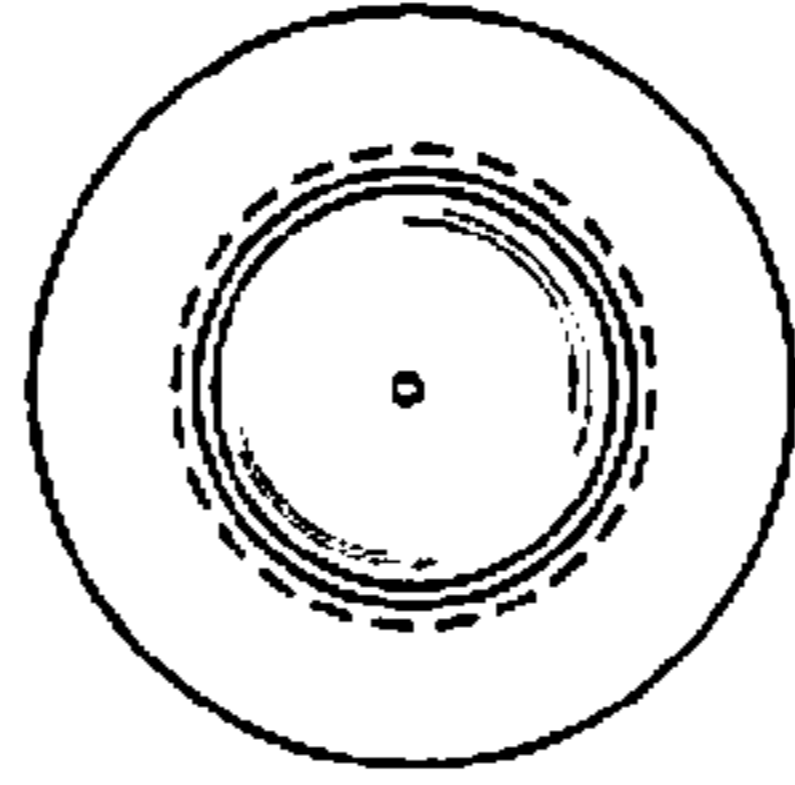
**1 Claim, 3 Drawing Sheets**

- (56) **References Cited**  
U.S. PATENT DOCUMENTS
- 1,180,182 A \* 4/1916 Shuh ..... 138/93
- 2,670,475 A 3/1954 Hord
- 3,702,685 A \* 11/1972 Kirschke ..... 239/533.1
- 3,802,449 A \* 4/1974 Mulinex ..... 134/166 C
- 3,823,427 A \* 7/1974 Pittet ..... 4/255.01
- D234,768 S \* 4/1975 Warsinger ..... D23/213
- 3,952,341 A \* 4/1976 Cain ..... 4/255.01
- 4,790,356 A \* 12/1988 Tash ..... 138/93
- 4,847,923 A 7/1989 Huang
- 4,957,123 A \* 9/1990 McHugh ..... 134/167 C
- D339,405 S \* 9/1993 Bevacco et al. .... D23/213
- 5,253,664 A \* 10/1993 Wilson ..... 134/167 C
- D347,498 S \* 5/1994 Cannon ..... D32/14
- 5,329,646 A 7/1994 Bevvacco
- 5,974,596 A 11/1999 Strzok
- D436,237 S \* 1/2001 Mosley et al. .... D32/14

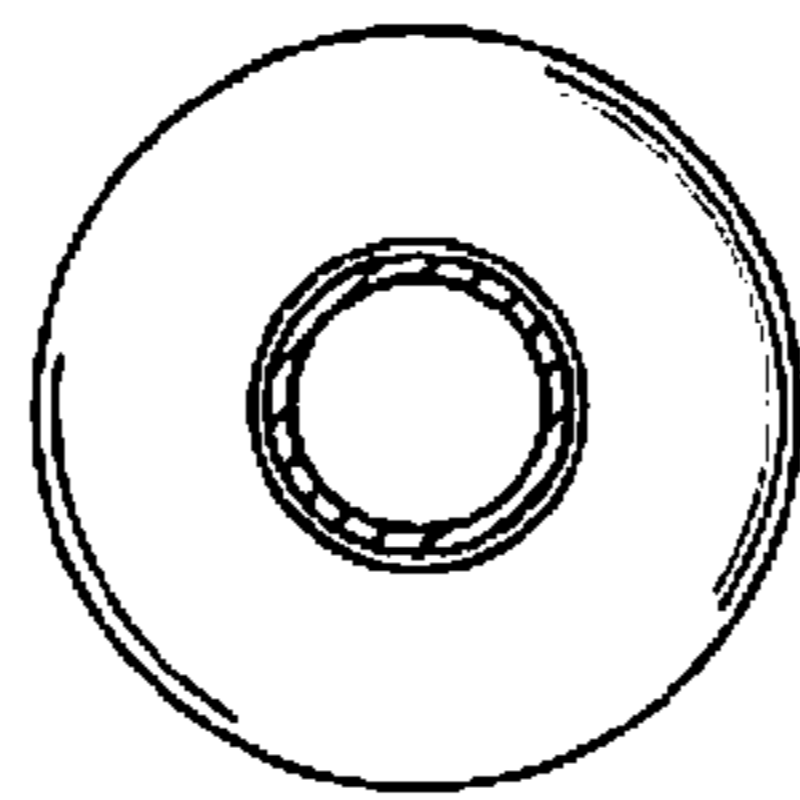




**FIG. 1**

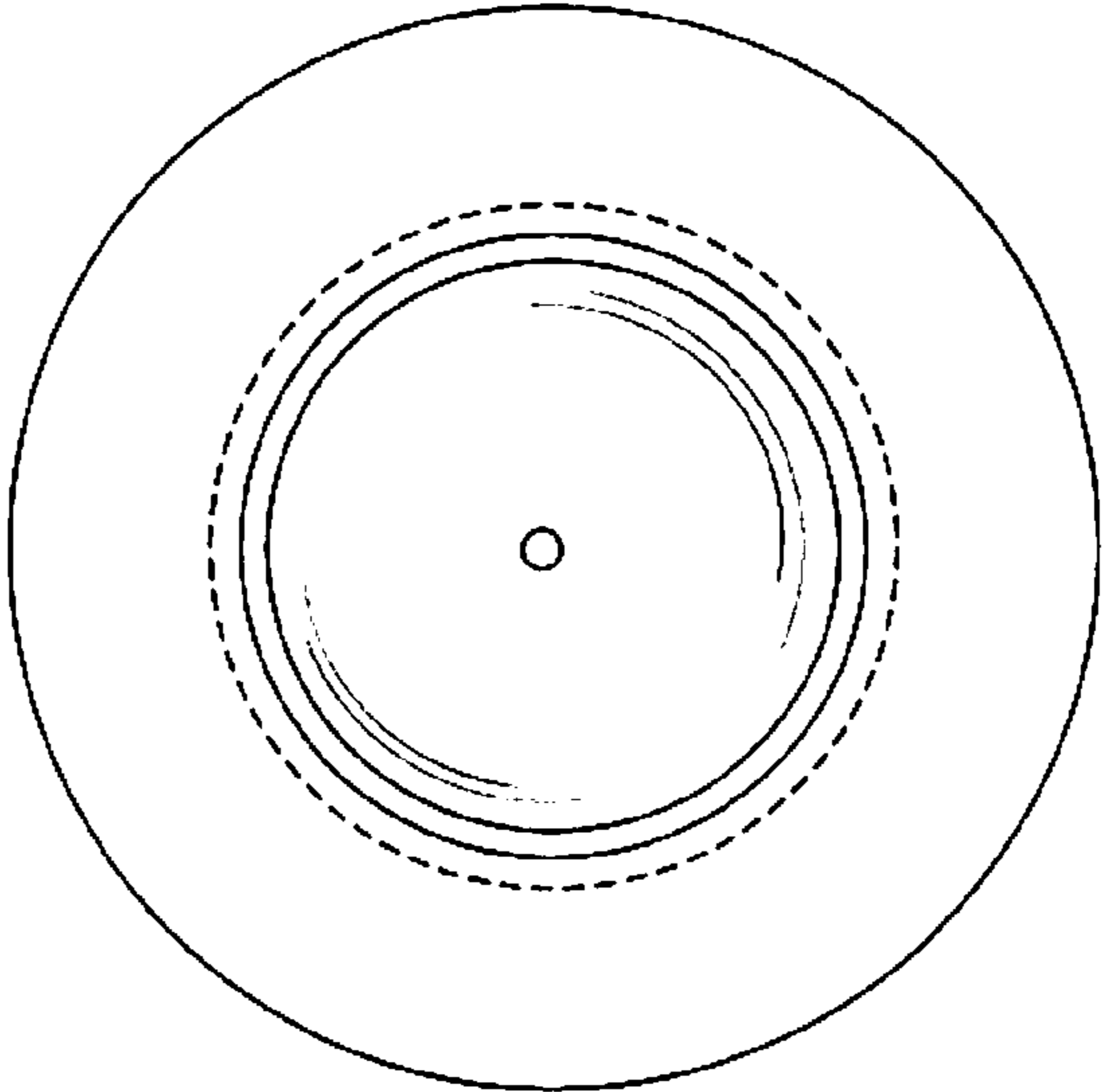


**FIG. 2**



**FIG. 3**

**FIG. 4**



**FIG. 5**

