



US00D692188S

(12) **United States Design Patent**  
**Henry**

(10) **Patent No.:** **US D692,188 S**

(45) **Date of Patent:** **\*\* Oct. 22, 2013**

(54) **GLOVE**

(71) Applicant: **Kenneth Henry**, Tuscaloosa, AL (US)

(72) Inventor: **Kenneth Henry**, Tuscaloosa, AL (US)

(\*\*) Term: **14 Years**

(21) Appl. No.: **29/438,699**

(22) Filed: **Nov. 30, 2012**

(51) **LOC (9) Cl.** ..... **02-06**

(52) **U.S. Cl.**  
USPC ..... **D29/116.2**

(58) **Field of Classification Search**

USPC ..... D2/712, 713, 714, 715, 716, 731, 736,  
D2/737, 738, 739, 742, 860, 863, 862,  
D2/864; D24/124, 125, 126; 2/67, 400,  
2/401, 402, 403, 404, 405, 406, 407,  
2/408; 604/359, 385.01, 385.03, 385.04,  
604/385.08, 387, 396

See application file for complete search history.

(56) **References Cited**

**U.S. PATENT DOCUMENTS**

2,344,080	A *	3/1944	Burgett	2/161.2
2,949,610	A *	8/1960	Lutsky	2/16
D323,910	S *	2/1992	Pierce, Jr.	D29/113
5,253,367	A *	10/1993	Lappley	2/161.3
D446,610	S *	8/2001	Rosenberg	D29/116.2
D447,289	S *	8/2001	Reid	D29/113
D551,807	S *	9/2007	Litke et al.	D29/117.1
7,487,553	B2 *	2/2009	Price	2/161.1
D597,728	S *	8/2009	Kleinert	D2/617
8,209,775	B2 *	7/2012	Makis	2/162
D675,398	S *	2/2013	Miller	D2/614

**OTHER PUBLICATIONS**

US Trademark 3890585 for "1GRIP" dated Jul. 14, 2009. First use in commerce date: Apr. 9, 2009. Packaging shown in specimen image

for this trademark shows small images of golf gloves which exhibit an "open" palm area.\*

\* cited by examiner

*Primary Examiner* — Karen E Eldridge Powers

(74) *Attorney, Agent, or Firm* — Karen B. Tripp

(57) **CLAIM**

The design for a glove, as shown and described.

**DESCRIPTION**

FIG. 1 is an underside or palm-side view of a glove for a left hand with a palm flap open allowing exposure of a portion of the palm of the hand, with the right hand glove palm-side view being a mirror image thereof.

FIG. 2 is a topside or back-of-the-hand-side view of the left hand glove of FIG. 1, with the palm flap folded back over the top of the glove, with the right hand glove top-side view being a mirror image thereof.

FIG. 3 is a thumb side view of the left hand glove of FIG. 1, with the right hand glove thumb side view being a mirror image thereof.

FIG. 4 is a back edge side view of the left hand glove of FIG. 1, with the right hand glove back edge side view being a mirror image thereof.

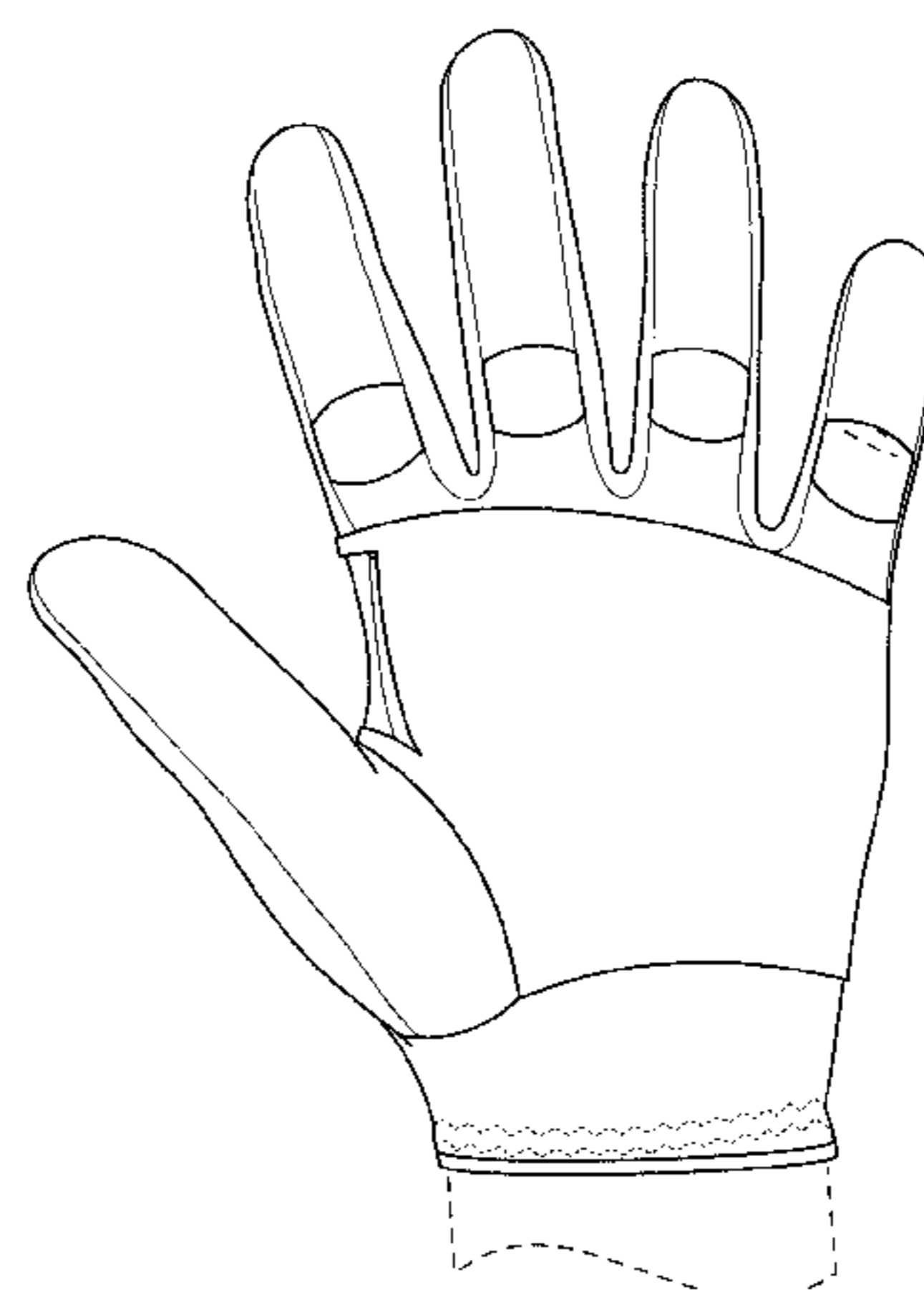
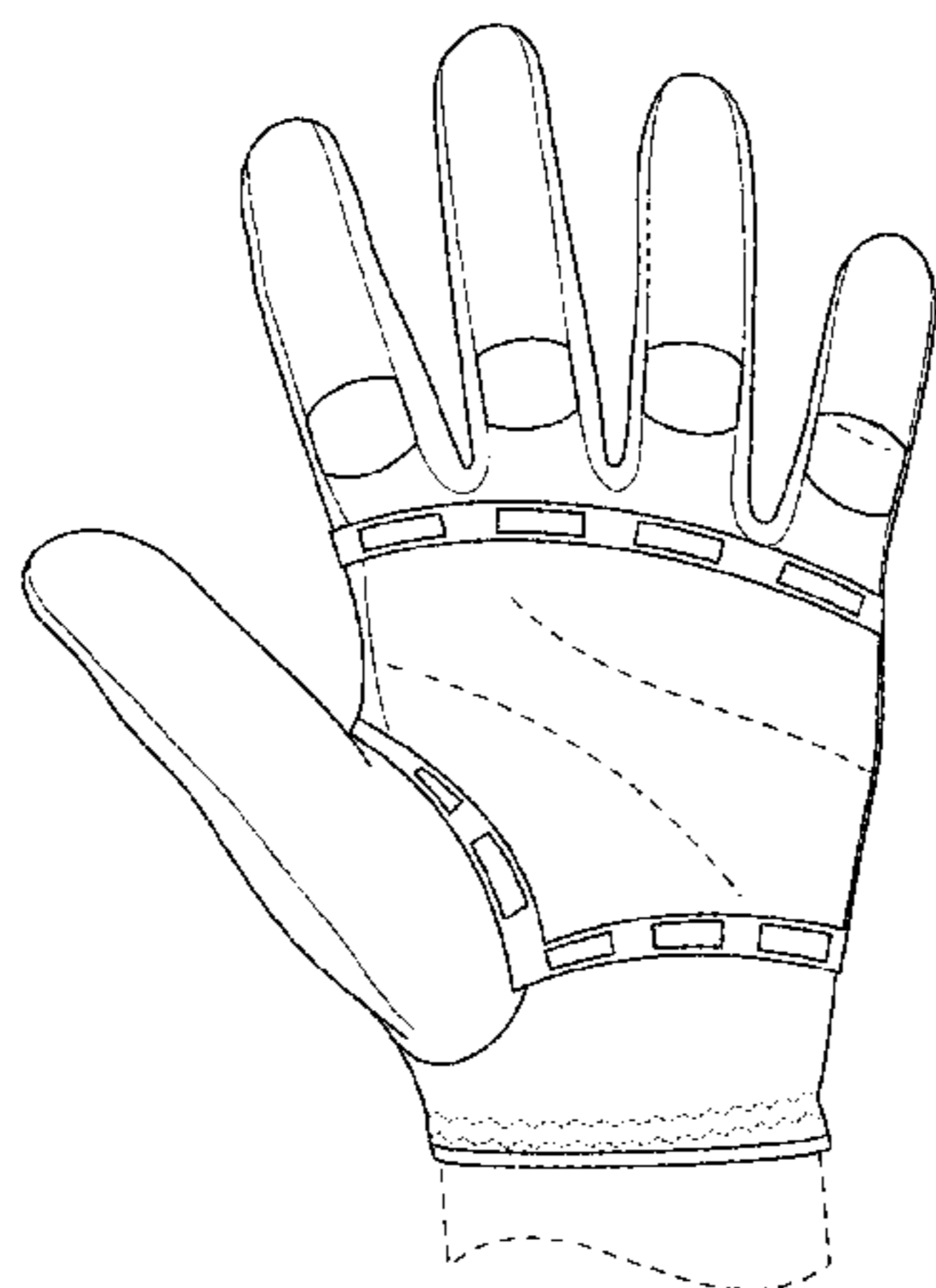
FIG. 5 is a finger tip view of the left hand glove of FIG. 1, with the right hand glove finger tip view being a mirror image thereof.

FIG. 6 is a bottom or wrist view of the left hand glove of FIG. 1, with the right hand glove wrist view being a mirror image thereof; and,

FIG. 7 is an underside or palm-side view of the left hand glove of FIG. 1 with the palm flap closed over the palm of the hand, with the right hand glove palm-side view being a mirror image thereof.

The very finely-incremented zig-zag broken lines shown along the edge of the cuff is stitching and is part of the claimed design. The hand shown in broken lines illustrates the environment in which the design is used, aids in showing how the design appears when worn, and forms no part of the claim.

**1 Claim, 3 Drawing Sheets**



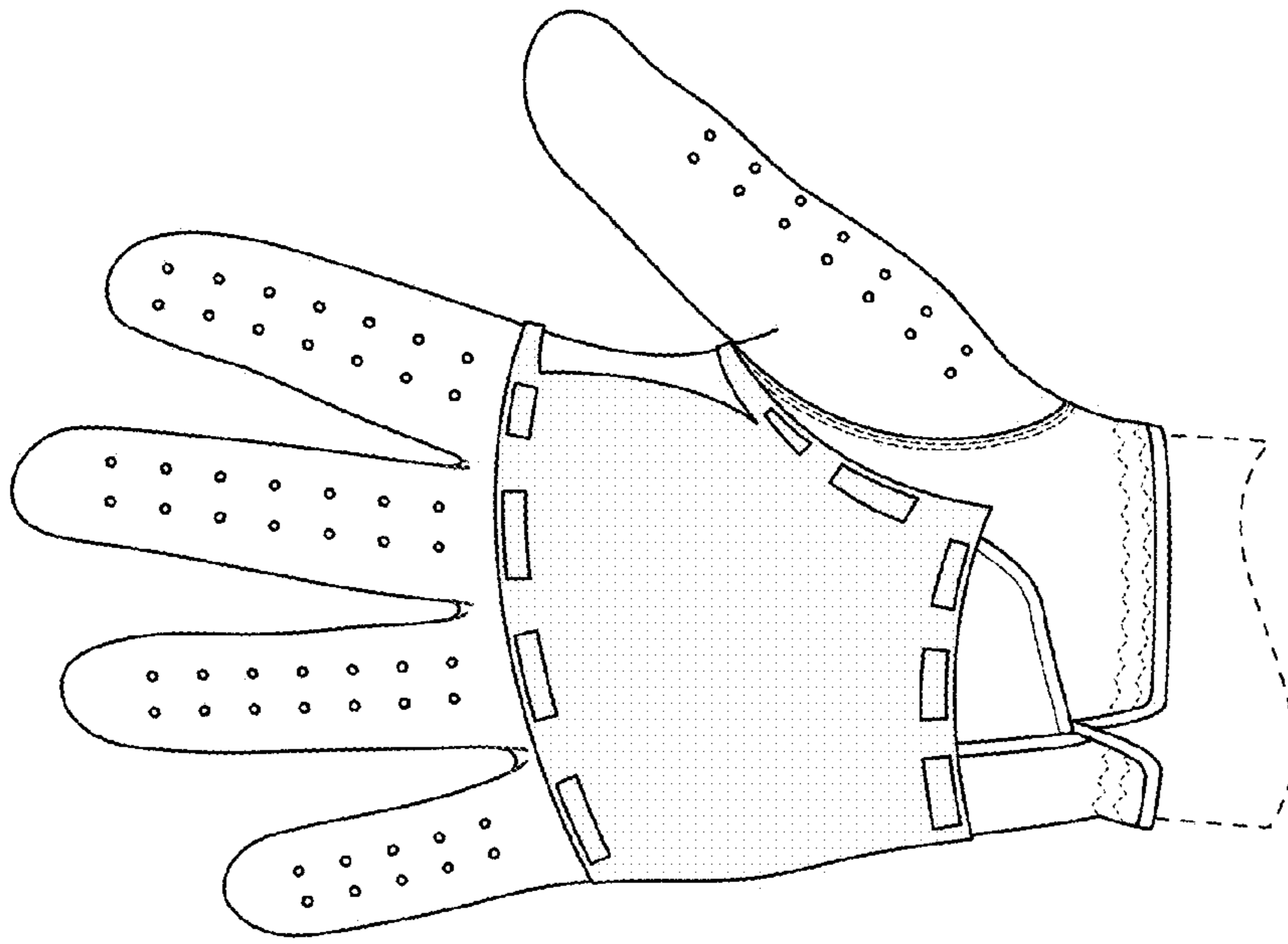


FIG. 2

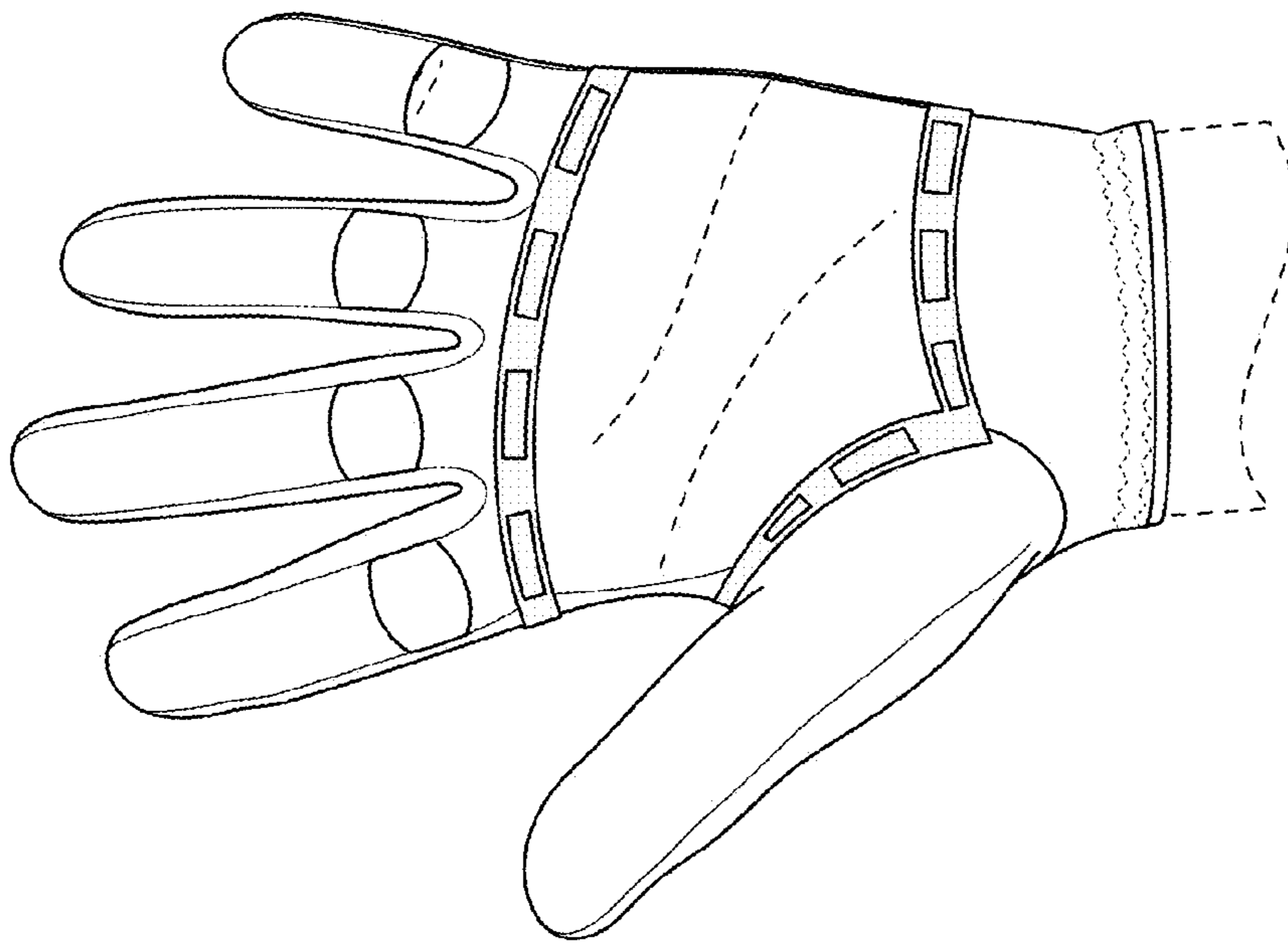


FIG. 1

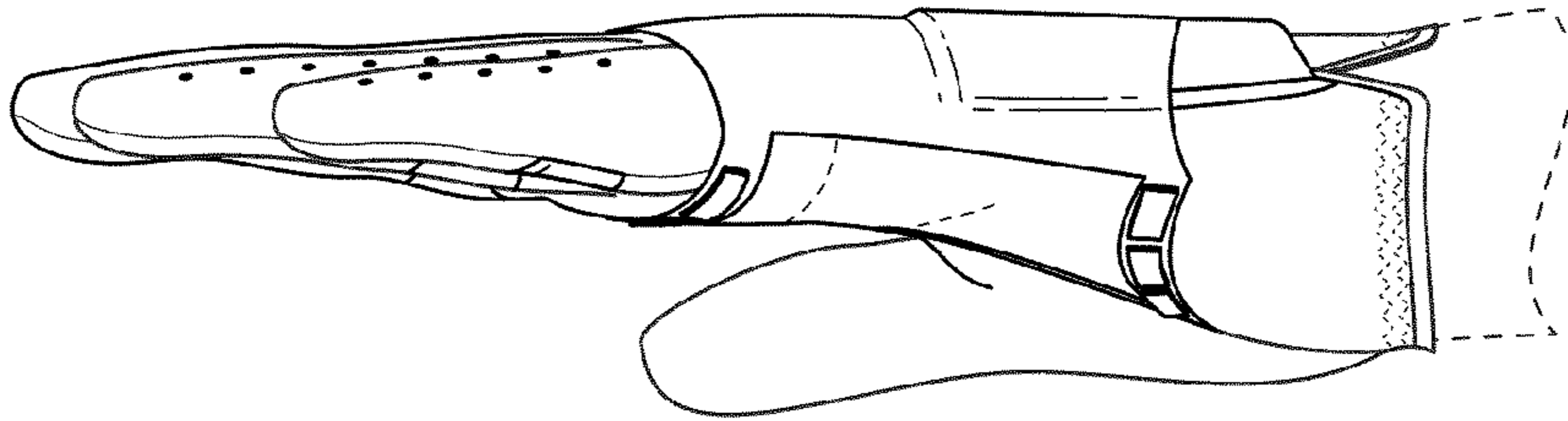


FIG. 4

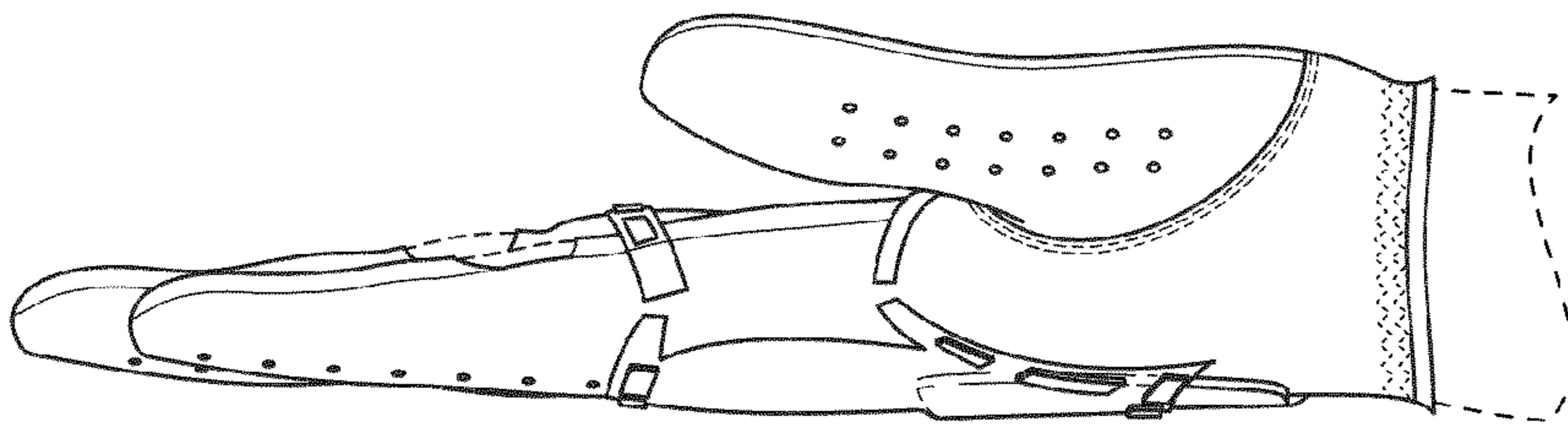


FIG. 3

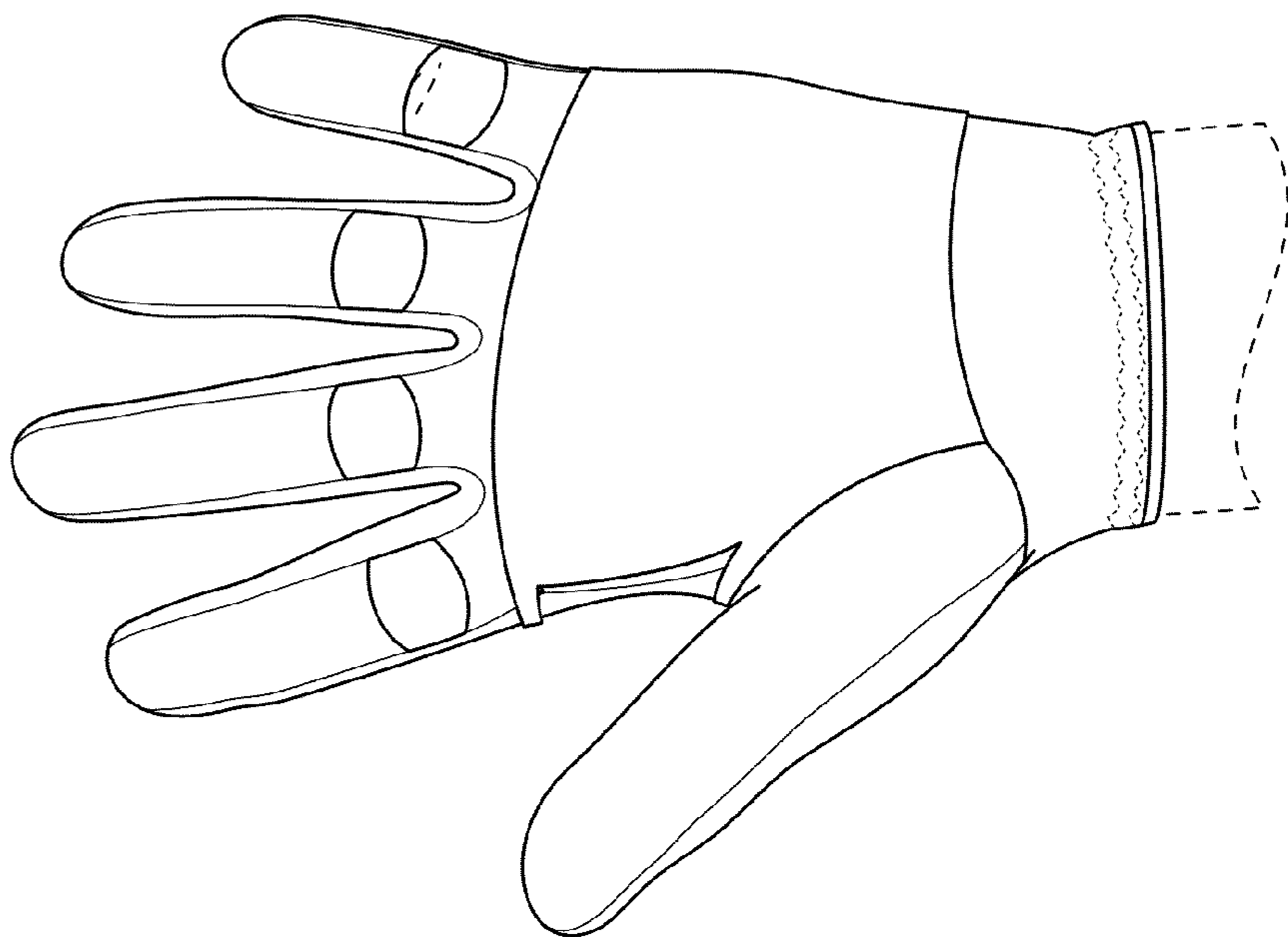


FIG. 7

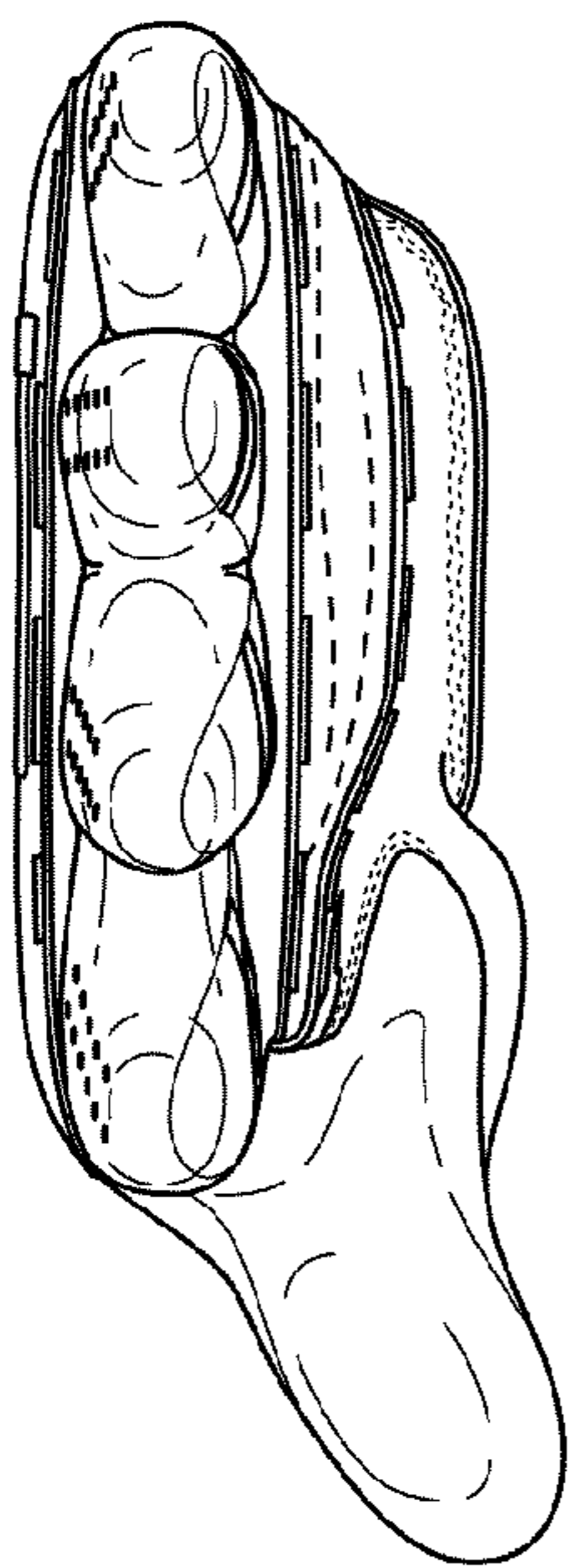


FIG. 5

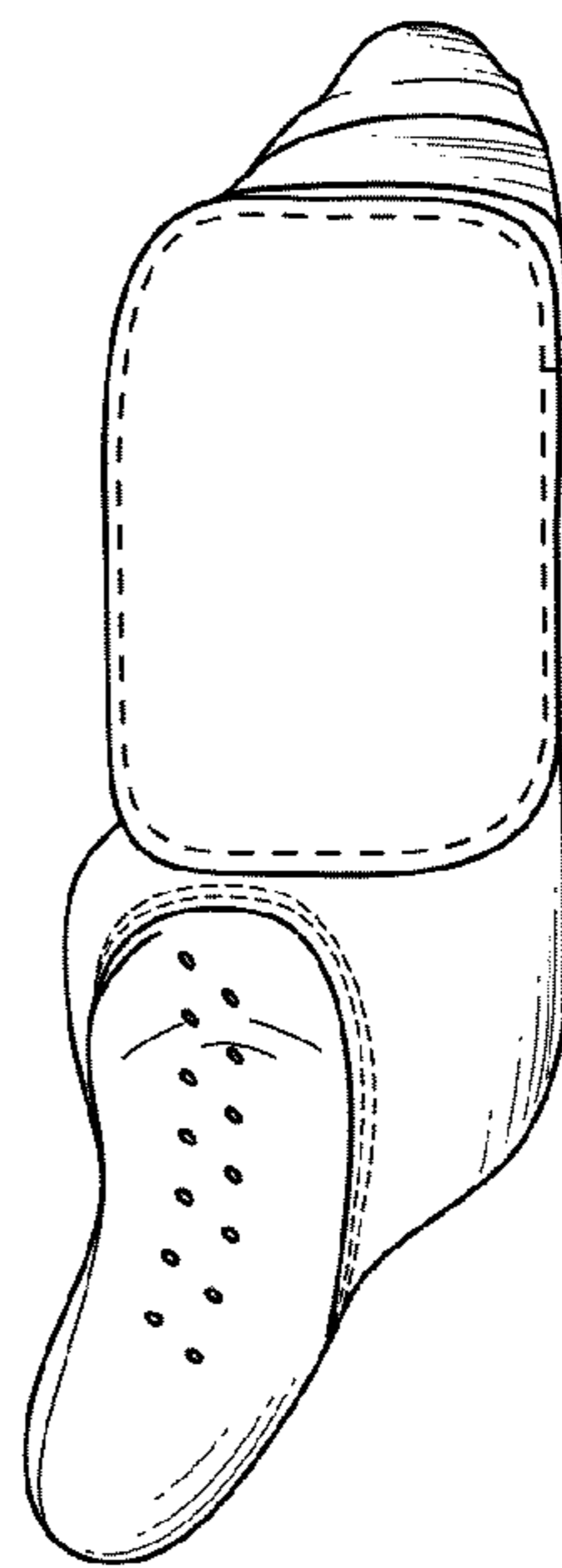


FIG. 6