



US00D692176S

(12) **United States Design Patent**
Parres

(10) **Patent No.:** **US D692,176 S**
(45) **Date of Patent:** **** Oct. 22, 2013**

(54) **SWIRLED GLASS WALL MOUNT LIGHT
FIXTURE**

(71) Applicant: **Miguel E. Parres**, Alta Loma, CA (US)

(72) Inventor: **Miguel E. Parres**, Alta Loma, CA (US)

(73) Assignee: **Cordelia Lighting, Inc.**, Rancho
Dominguez, CA (US)

(**) Term: **14 Years**

(21) Appl. No.: **29/446,701**

(22) Filed: **Feb. 26, 2013**

(51) **LOC (9) Cl.** **26-99**

(52) **U.S. Cl.**
USPC **D26/133**

(58) **Field of Classification Search**
USPC D26/25, 24, 26, 28, 113, 118, 119, 120,
D26/64, 65, 72, 74, 75, 73, 68, 69, 70, 71,
D26/152, 153, 154, 122, 123, 145, 155, 121,
D26/138, 139, 86, 85, 87, 89, 66, 67, 76, 77,
D26/78, 84, 88, 95, 96, 124, 125, 126, 227,
D26/128, 129, 146, 144, 130, 151, 142, 143,
D26/140, 141, 45, 38, 39, 1, 2, 3, 127;
362/362, 326, 373, 623, 600, 371, 297,
362/294, 249.01, 249.03–249.05, 218;
D10/111, 113.1, 114.1; 257/88;
D13/179, 180

See application file for complete search history.

(56) **References Cited**

U.S. PATENT DOCUMENTS

D41,005 S * 11/1910 Schnelbach D26/133
D85,800 S * 12/1931 Winkler D26/130
D106,031 S * 9/1937 Gosling D26/67
D130,671 S * 12/1941 Wince D26/71
D179,339 S * 12/1956 Clark et al. D26/131

3,731,082 A * 5/1973 Blaylock 362/263
D364,698 S * 11/1995 Chen D26/133
D368,973 S * 4/1996 Dolan D26/85
D370,295 S * 5/1996 Kang D26/134
D402,383 S * 12/1998 Hunter D26/49
D418,620 S * 1/2000 Grossman D26/71
D424,228 S * 5/2000 Grossman D26/71
D434,521 S * 11/2000 Milicia D26/131
6,155,701 A * 12/2000 Leen 362/432
D440,375 S * 4/2001 Robinson D99/5
6,348,691 B1 * 2/2002 Sandell et al. 250/353
6,425,678 B1 * 7/2002 Verdes et al. 362/244
D513,477 S * 1/2006 Heftman D10/111
6,991,351 B1 * 1/2006 Petrick 362/373
7,108,238 B2 * 9/2006 Gauci 248/221.11
D537,552 S * 2/2007 Monroe et al. D26/71
D544,805 S * 6/2007 Corrigan et al. D10/111
D558,375 S * 12/2007 Sandell D26/71
D570,722 S * 6/2008 Taylor D10/114.8

(Continued)

Primary Examiner — Kevin Rudzinski

(74) *Attorney, Agent, or Firm* — Paul Y. Feng; The Eclipse
Group LLP

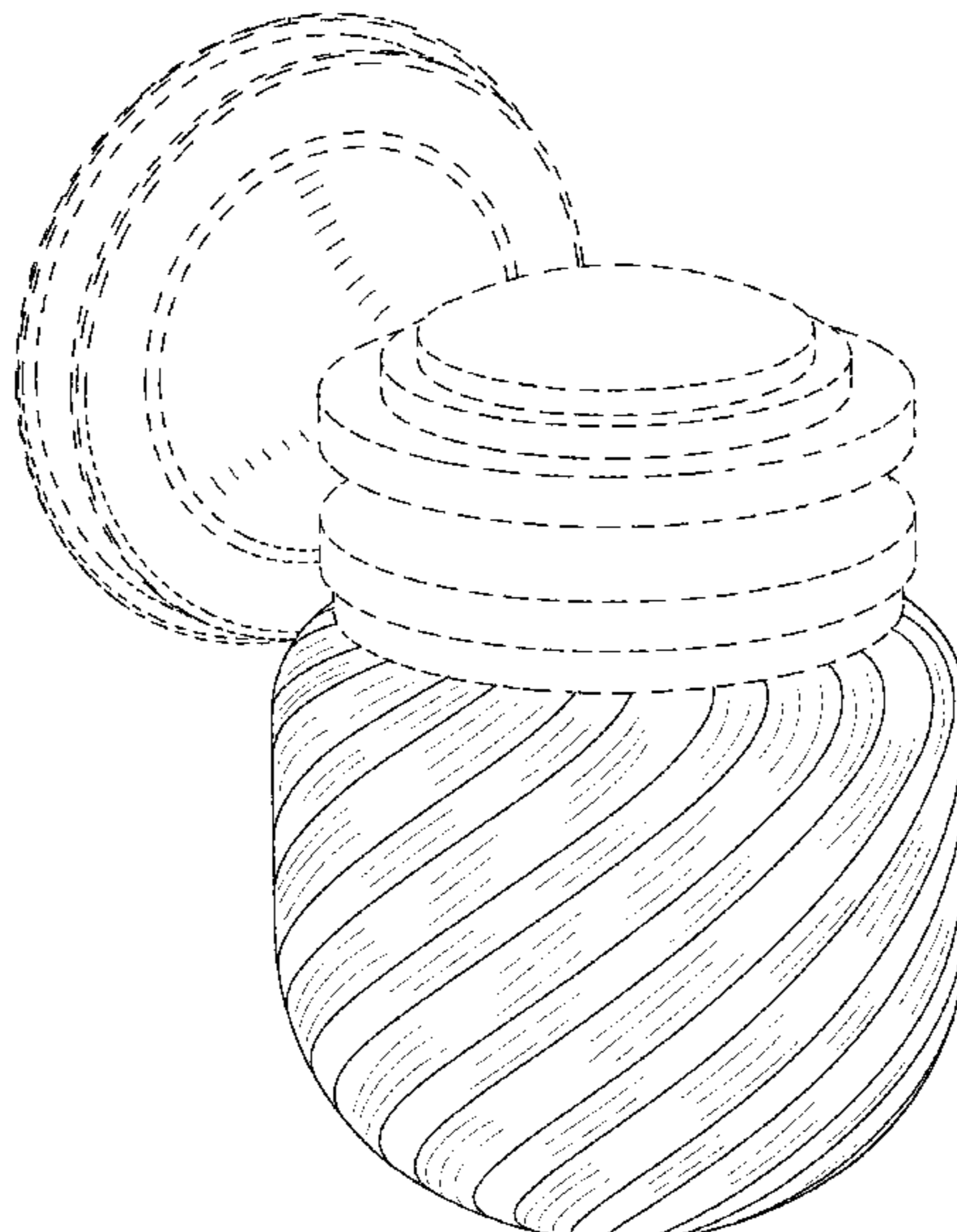
(57) **CLAIM**

The ornamental design for a swirled glass wall mount light
fixture, as shown and described.

DESCRIPTION

FIG. 1 is a perspective view of the top side of a swirled glass
wall mount light fixture, showing the new design;
FIG. 2 is a left side elevational view of the swirled glass wall
mount light fixture from FIG. 1, where the right side eleva-
tional view is identical to what is shown;
FIG. 3 is a top plan view thereof;
FIG. 4 is a bottom view thereof;
FIG. 5 is a back view thereof; and,
FIG. 6 is a front elevational view thereof.
The broken lines shown in the drawings illustrate portions of
the light fixture that form no part of the claimed design.

1 Claim, 6 Drawing Sheets



(56)

References Cited

U.S. PATENT DOCUMENTS

D574,985 S *	8/2008	Bucher et al.	D26/59	D618,849 S *	6/2010	Allegretti	D26/131
D583,493 S *	12/2008	Bucher et al.	D26/59	8,083,382 B1 *	12/2011	Sebek	362/373
D584,181 S *	1/2009	Poon	D10/114.6	D659,943 S *	5/2012	Gonegai	D99/3
7,547,122 B1 *	6/2009	Serra et al.	362/370	D668,982 S *	10/2012	Hsiao	D10/114.2
D601,053 S *	9/2009	Ferrie et al.	D10/114.8	2002/0080023 A1 *	6/2002	DeMarco et al.	340/463
				2005/0110649 A1 *	5/2005	Fredericks et al.	340/815.45
				2005/0281039 A1 *	12/2005	Yeh	362/396

* cited by examiner

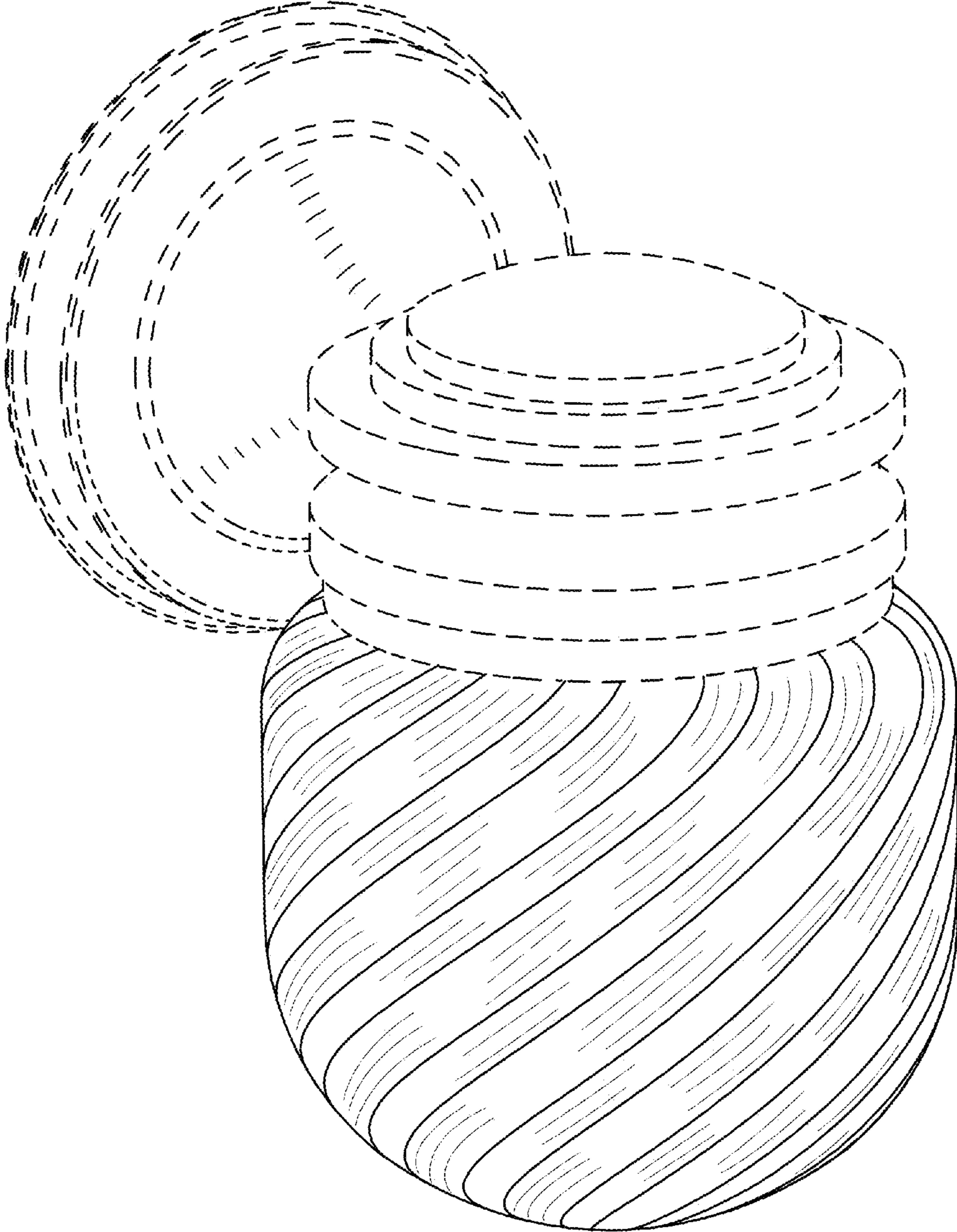


FIG. 1

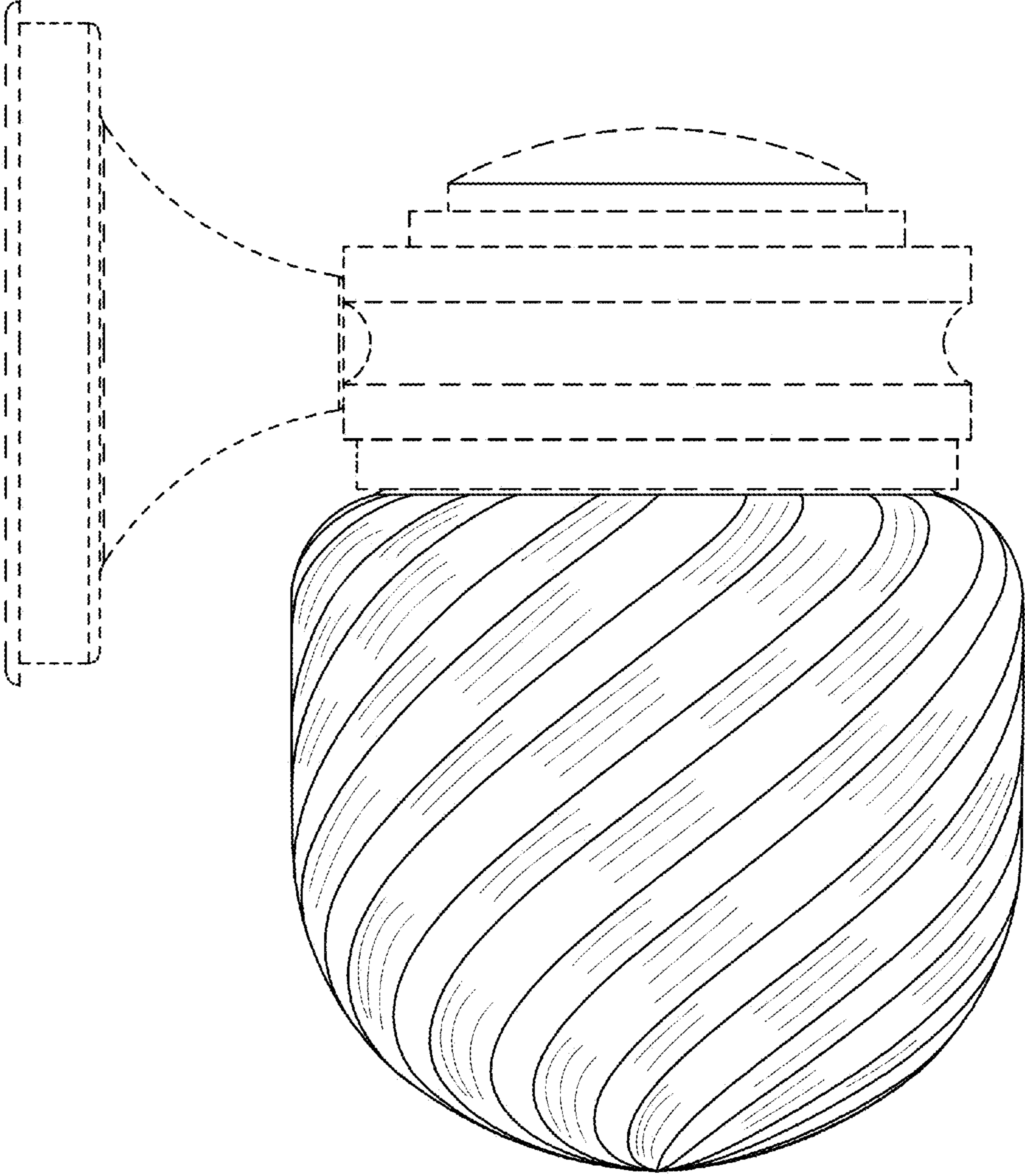


FIG. 2

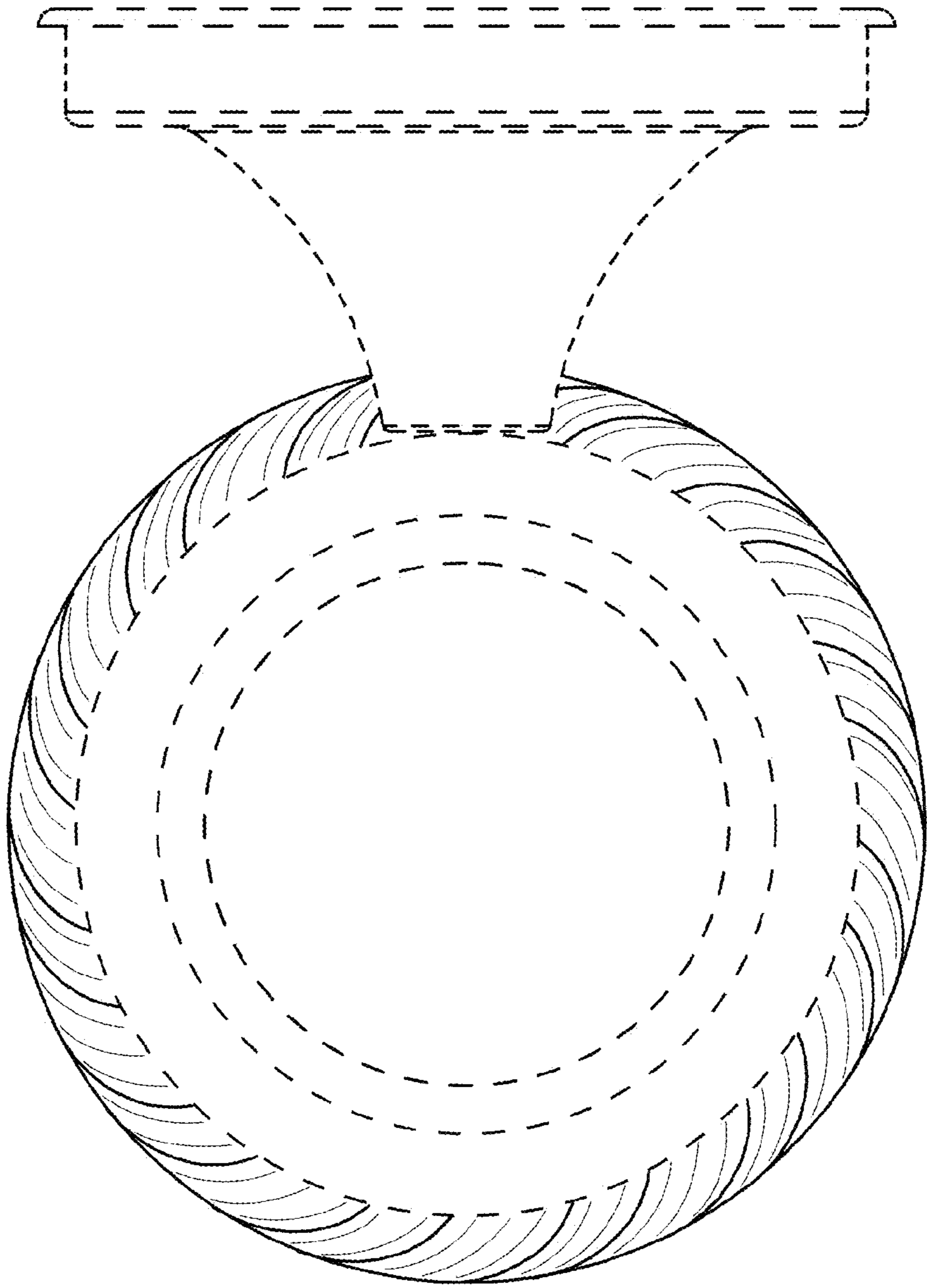


FIG. 3

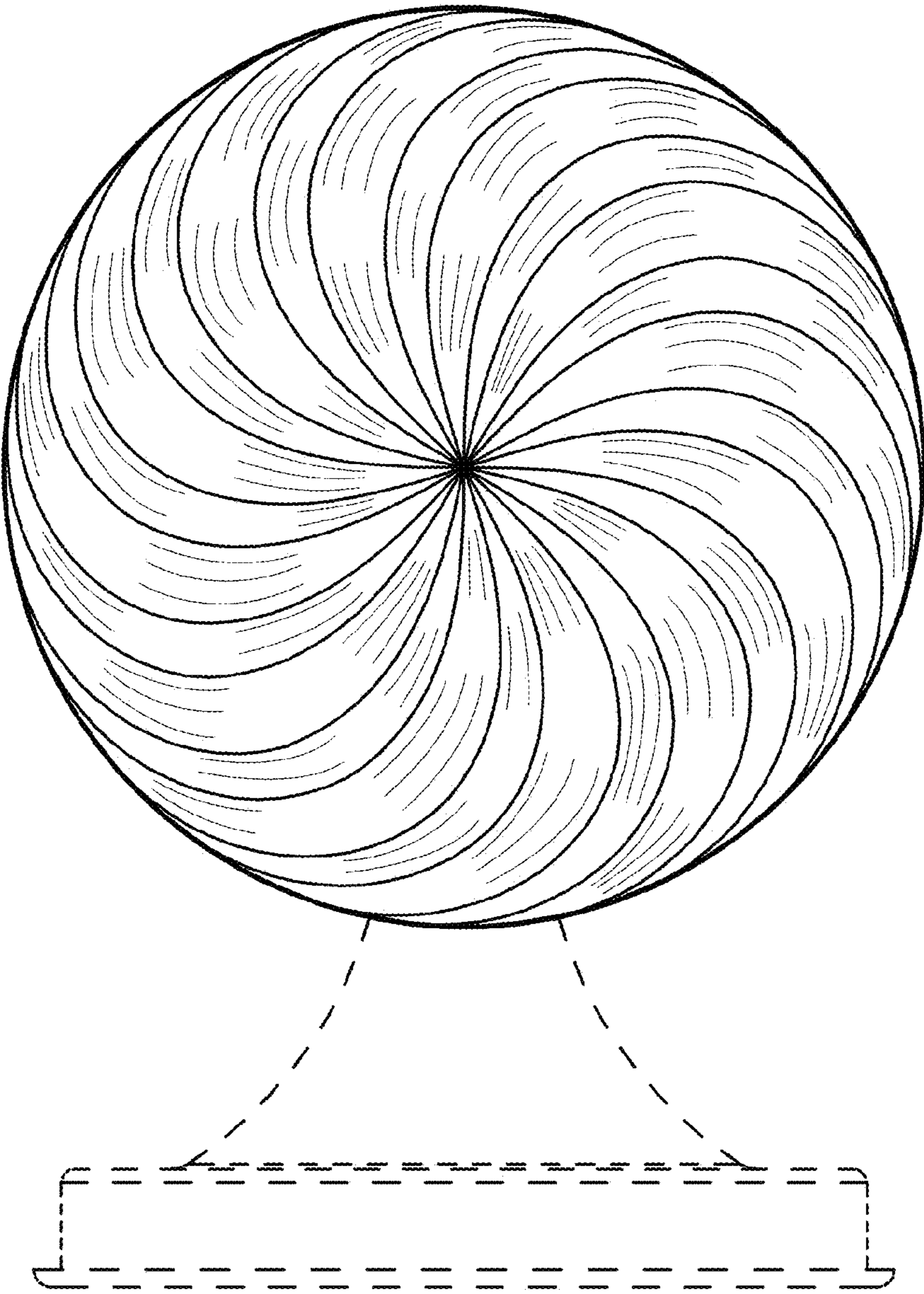


FIG. 4

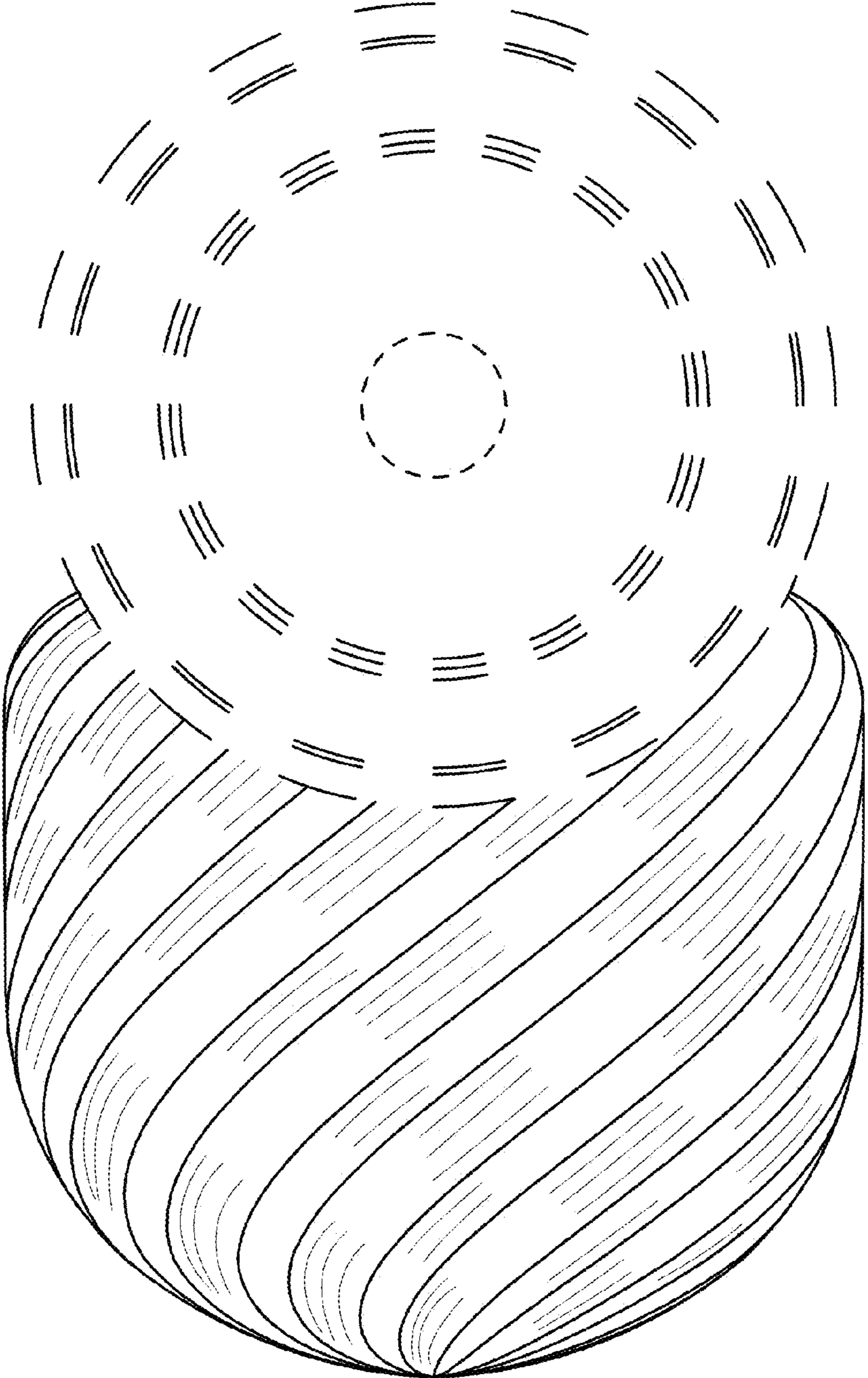


FIG. 5

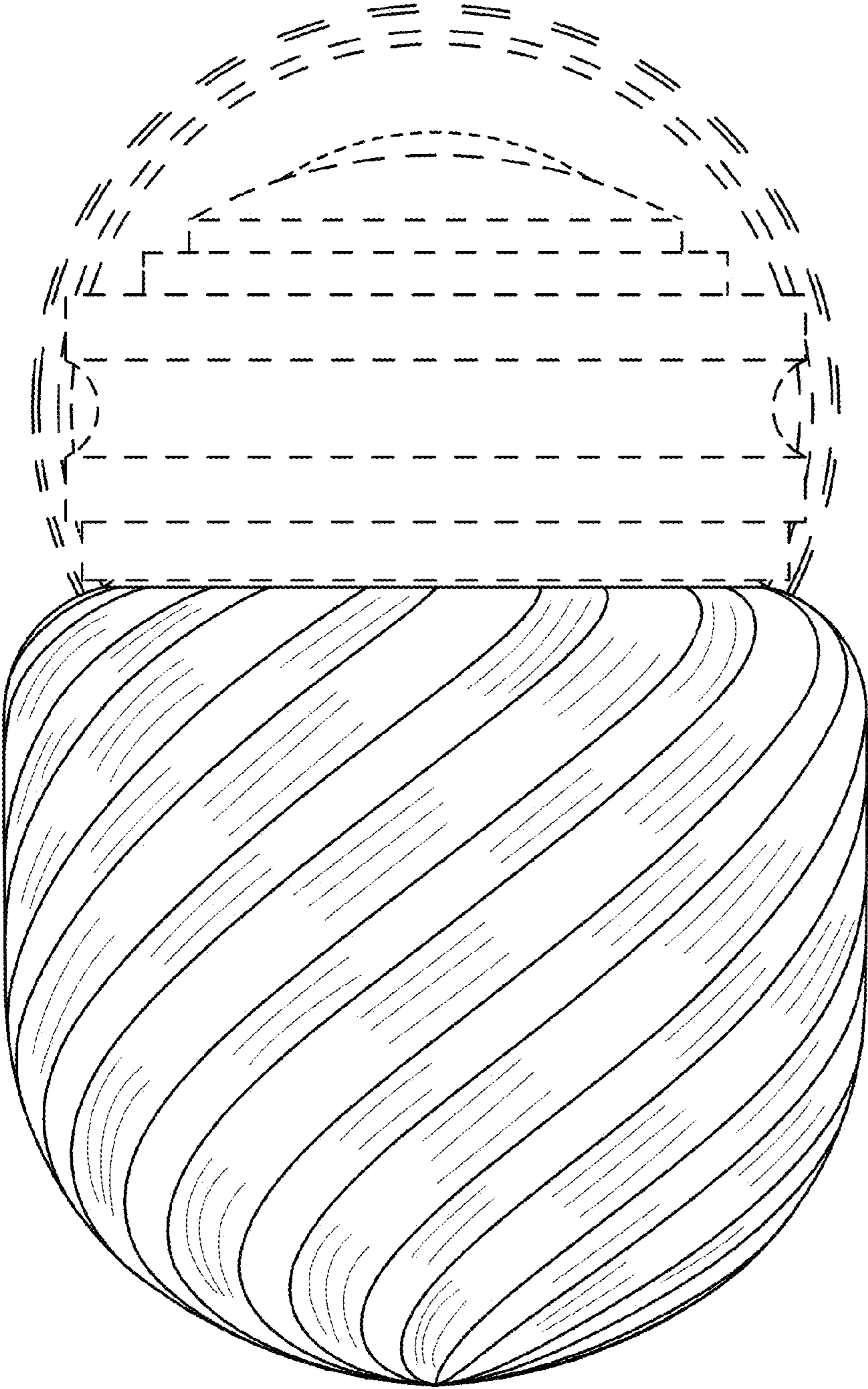


FIG. 6