

US00D692169S

(12) **United States Design Patent**
Kamm

(10) **Patent No.:** **US D692,169 S**
(45) **Date of Patent:** **** Oct. 22, 2013**

(54) **FLASHLIGHT**
(75) Inventor: **Benjamin Kamm**, Wiesbaden (DE)
(73) Assignee: **Dieter Rix**, Coesfeld (DE)
(**) Term: **14 Years**

D577,845 S * 9/2008 Shiu D26/49
D580,080 S * 11/2008 Ho D26/49
D601,285 S * 9/2009 Chen D26/49
D624,677 S * 9/2010 Deguglimo et al. D26/49
D629,542 S * 12/2010 Robinson D26/49
D629,545 S * 12/2010 Deguglimo et al. D26/49
D629,546 S * 12/2010 Deguglimo et al. D26/49
D647,232 S * 10/2011 Liu D26/49

* cited by examiner

(21) Appl. No.: **29/420,348**
(22) Filed: **May 8, 2012**

Primary Examiner — Ian Simmons
Assistant Examiner — Carissa C Fitts
(74) *Attorney, Agent, or Firm* — Hudak, Shunk & Farine Co.
LPA

(30) **Foreign Application Priority Data**
Nov. 8, 2011 (EM) 001944042
(51) **LOC (9) Cl.** **26-02**
(52) **U.S. Cl.**
USPC **D26/49**
(58) **Field of Classification Search**
USPC D26/37, 38, 46, 49; 362/157, 158, 184,
362/194–196, 202–208
See application file for complete search history.


(57) **CLAIM**
The ornamental design for a “flashlight,” as shown and described.

(56) **References Cited**
U.S. PATENT DOCUMENTS
D263,170 S * 2/1982 Maglica D26/49
D394,321 S * 5/1998 Chiu D26/37
D427,700 S * 7/2000 Parsons D26/49
D478,391 S * 8/2003 Saunders D26/49
D497,020 S * 10/2004 Lee D26/49
D527,481 S * 8/2006 Opolka D26/49
D530,439 S * 10/2006 Maglica D26/49
D533,674 S * 12/2006 Julius et al. D26/49
D557,836 S * 12/2007 Shiu D26/37
D557,840 S * 12/2007 Shiu D26/37
D576,757 S * 9/2008 Hesse et al. D26/49

DESCRIPTION

FIG. 1 is a front view of the flashlight;
FIG. 2 is a rear view of the flashlight;
FIG. 3 is a side view of the flashlight;
FIG. 4 is a further side view of the flashlight with a partial right axial rotation as compared to FIG. 3;
FIG. 5 is a side view with the flashlight axially rotated 180° from the view illustrated in FIG. 3;
FIG. 6 is a front perspective view of the flashlight; and,
FIG. 7 is a rear perspective view of the flashlight.
The broken line showing is for environmental purposes only and forms no part of the claimed design.

1 Claim, 7 Drawing Sheets






FIG. 1




FIG. 2




FIG. 3




FIG. 4




FIG. 5




FIG. 6



FIG. 7