

US00D692164S

(12) **United States Design Patent**
Walsh et al.

(10) **Patent No.:** **US D692,164 S**
(45) **Date of Patent:** **** Oct. 22, 2013**

(54) **GLASS LITE**

(56) **References Cited**

(71) Applicant: **Masonite Corporation**, Tampa, FL (US)

U.S. PATENT DOCUMENTS

(72) Inventors: **Jason Walsh**, Batavia, IL (US); **Bruce Pennington**, Coquitlam (CA); **Keith Kometer**, Tampa, FL (US)

D265,933 S	8/1982	Simpson	
D361,137 S *	8/1995	Parkhurst	D25/103
D373,642 S	9/1996	Lint et al.	
D380,839 S	7/1997	Lint et al.	
D383,552 S	9/1997	Lint et al.	
D388,885 S	1/1998	Lint et al.	
D392,748 S	3/1998	Lint et al.	
D415,291 S *	10/1999	Woodruff	D25/103
D490,908 S	6/2004	Barnard	
D491,278 S	6/2004	Barnard	
D499,815 S	12/2004	Miller et al.	
D533,949 S	12/2006	Kaspari et al.	
D535,759 S	1/2007	Kaspari et al.	
D566,293 S *	4/2008	Walsh et al.	D25/138
D569,130 S	5/2008	Thompson	
D590,069 S	4/2009	Hu	
D607,583 S	1/2010	Hu	
D608,461 S	1/2010	Hu	
D631,173 S	1/2011	Hu	
D642,285 S	7/2011	Hu	
D642,286 S	7/2011	Hu	
2002/0162288 A1 *	11/2002	Kane	52/204.59

(73) Assignee: **Masonite Corporation**, Tampa, FL (US)

(**) Term: **14 Years**

(21) Appl. No.: **29/446,651**

(22) Filed: **Feb. 26, 2013**

Related U.S. Application Data

(60) Continuation of application No. 29/435,693, filed on Oct. 26, 2012, which is a continuation of application No. 29/411,119, filed on Jan. 17, 2012, now Pat. No. Des. 670,005, which is a division of application No. 29/357,138, filed on Mar. 8, 2010, now Pat. No. Des. 652,530, which is a division of application No. 29/330,953, filed on Jan. 16, 2009, now Pat. No. Des. 611,618.

(51) **LOC (9) Cl.** **25-01**

(52) **U.S. Cl.**
USPC **D25/103**

(58) **Field of Classification Search**
USPC D25/103, 104, 106, 109–111, 149,
D25/157–163, 48, 52, 138; D6/306, 470,
D6/494; 428/13, 34, 426; 52/204.59,
52/171.3, 306

See application file for complete search history.

* cited by examiner

Primary Examiner — Anhdao Doan

(74) *Attorney, Agent, or Firm* — Berenato & White, LLC

(57) **CLAIM**

The ornamental design for a glass lite, as shown and described.

DESCRIPTION

FIG. 1 is a front elevational view of a first embodiment of our design, the opposite side being a mirror image;
FIG. 2 is a front elevational view of a second embodiment of our design, the opposite side being a mirror image; and,
FIG. 3 is a front elevational view of a third embodiment of our design, the opposite side being a mirror image.
The broken lines are for illustrative purposes only and form no part of the claimed design.

1 Claim, 2 Drawing Sheets




Fig. 1




Fig. 2




Fig. 3

