

US00D692153S

(12) **United States Design Patent**
Inoo

(10) **Patent No.:** **US D692,153 S**

(45) **Date of Patent:** **** Oct. 22, 2013**

(54) **ADHESIVE SKIN PATCH**

(75) **Inventor:** **Katsuyuki Inoo**, Higashikagawa (JP)

(73) **Assignee:** **Teikoku Seiyaku Co., Ltd.**, Kagawa (JP)

(**) **Term:** **14 Years**

(21) **Appl. No.:** **29/431,144**

(22) **Filed:** **Sep. 4, 2012**

(30) **Foreign Application Priority Data**

Mar. 2, 2012 (JP) 2012-004697

(51) **LOC (9) Cl.** **24-04**

(52) **U.S. Cl.**
USPC **D24/189**

(58) **Field of Classification Search**
USPC D24/128, 130, 188-189; 604/179-180,
604/187, 227; 602/58-59; 128/DIG. 26
See application file for complete search history.

(56) **References Cited**

U.S. PATENT DOCUMENTS

4,649,909	A *	3/1987	Thompson	602/42
D377,529	S *	1/1997	Nyqvist-Mayer	D24/189
D410,087	S *	5/1999	Dunshee et al.	D24/189
6,090,403	A *	7/2000	Block et al.	424/447
D433,140	S *	10/2000	Nielsen	D24/189
D454,955	S *	3/2002	Dunshee et al.	D24/189
6,469,227	B1 *	10/2002	Cooke et al.	602/48

D473,947	S *	4/2003	Jacobson	D24/189
D474,842	S *	5/2003	Wolsing et al.	D24/189
D495,419	S *	8/2004	Dunshee	D24/189
D511,005	S *	10/2005	Liedtke et al.	D24/189
D516,729	S *	3/2006	Liedtke et al.	D24/189
D573,260	S *	7/2008	Dunshee	D24/189
D578,651	S *	10/2008	Dunshee	D24/189
D604,423	S *	11/2009	Dunshee	D24/189
D605,299	S *	12/2009	Iwahashi et al.	D24/189
D611,156	S *	3/2010	Dunshee	D24/189
D618,810	S *	6/2010	Tanigawa et al.	D24/189
D625,017	S *	10/2010	Iwahashi et al.	D24/189
D646,789	S *	10/2011	Barth	D24/189
D672,464	S *	12/2012	Holm et al.	D24/189

* cited by examiner

Primary Examiner — T. Chase Nelson

Assistant Examiner — Michelle E Wilson

(74) *Attorney, Agent, or Firm* — Crowell & Moring LLP

(57) **CLAIM**

The ornamental design for an adhesive skin patch, as shown and described.

DESCRIPTION

FIG. 1 is a front view of an adhesive skin patch according to my design;

FIG. 2 is a rear view thereof;

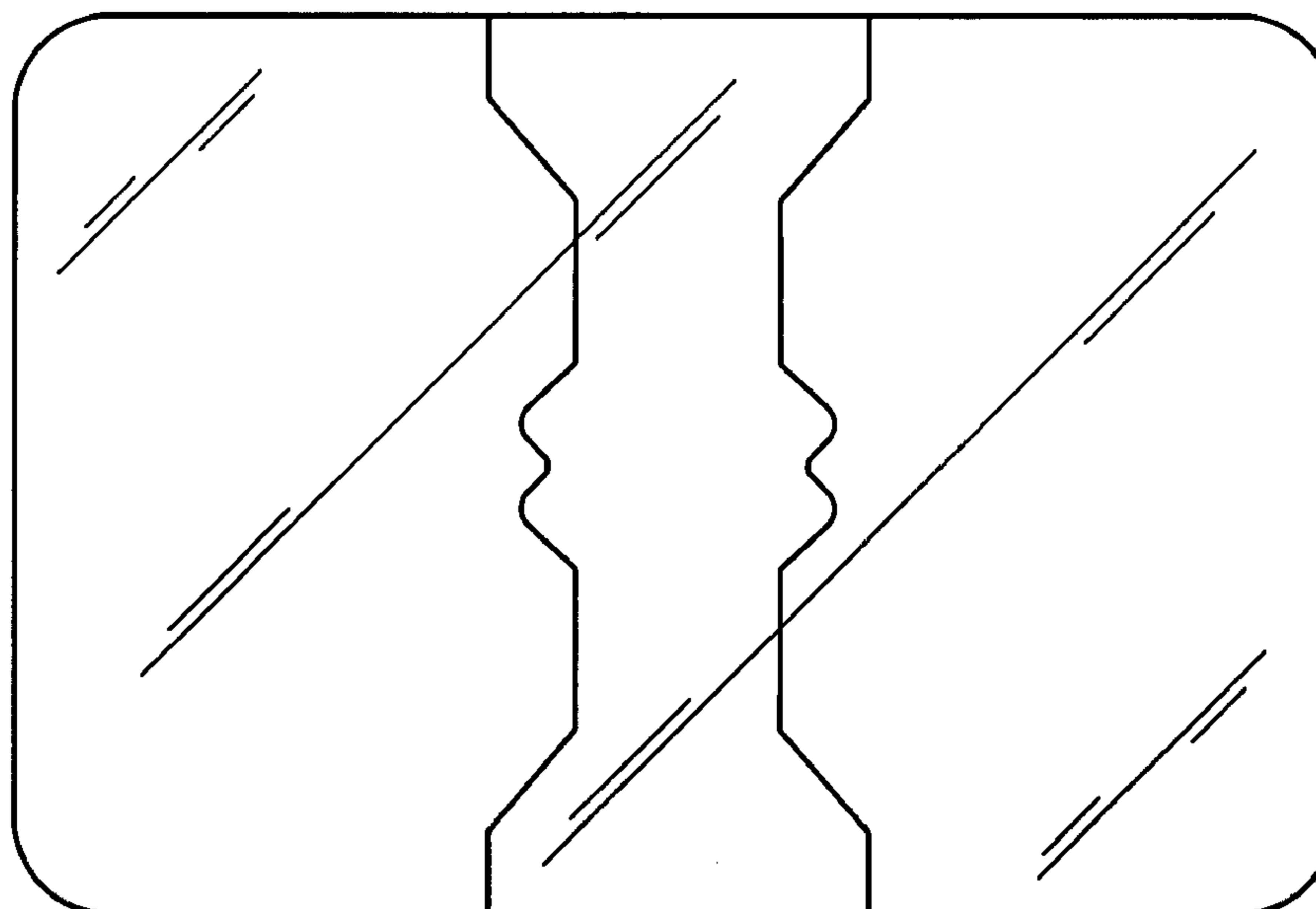
FIG. 3 is a right side view thereof;

FIG. 4 is a left side view thereof;

FIG. 5 is a top view thereof; and,

FIG. 6 is a bottom view thereof.

1 Claim, 2 Drawing Sheets



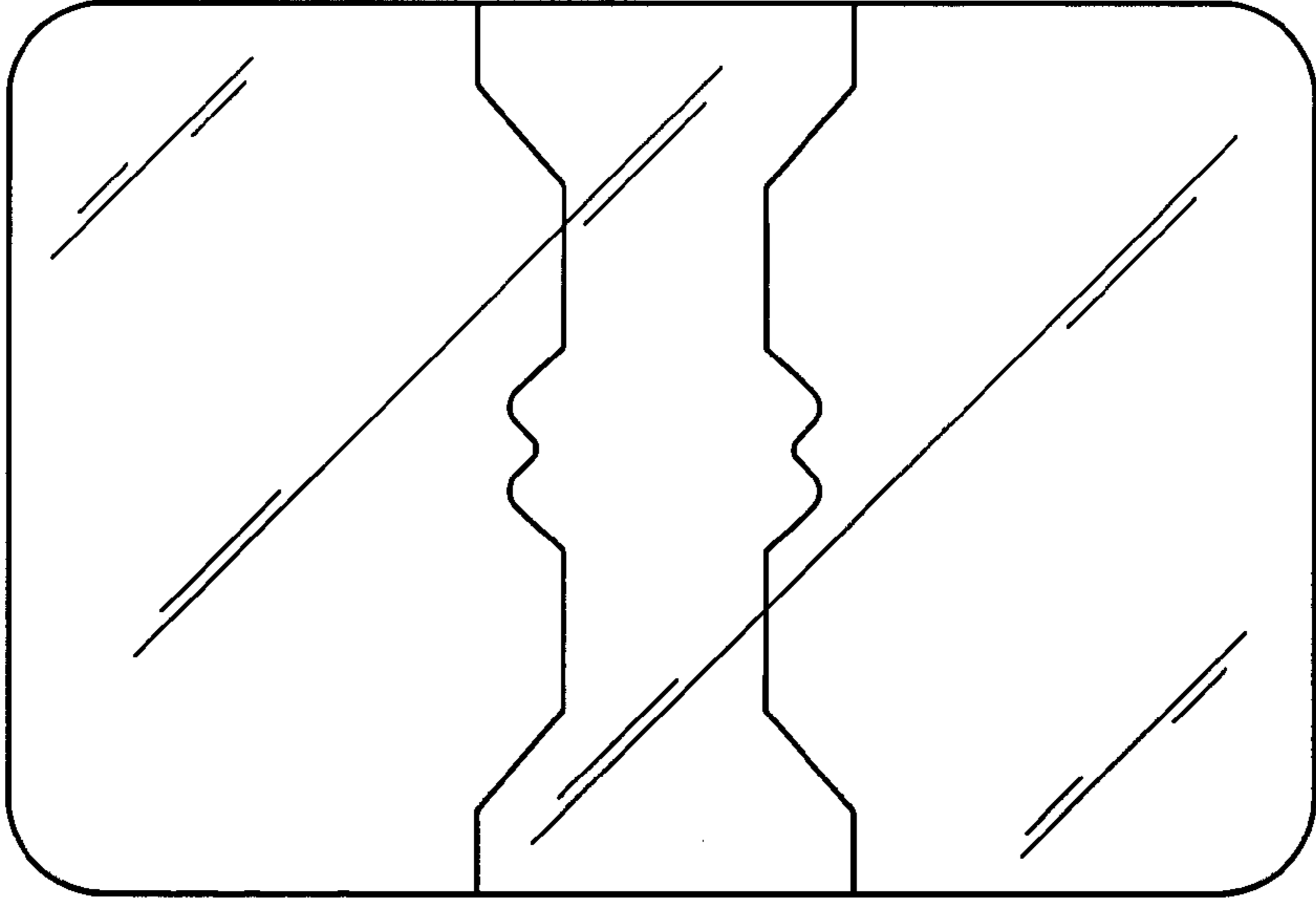


FIG. 1

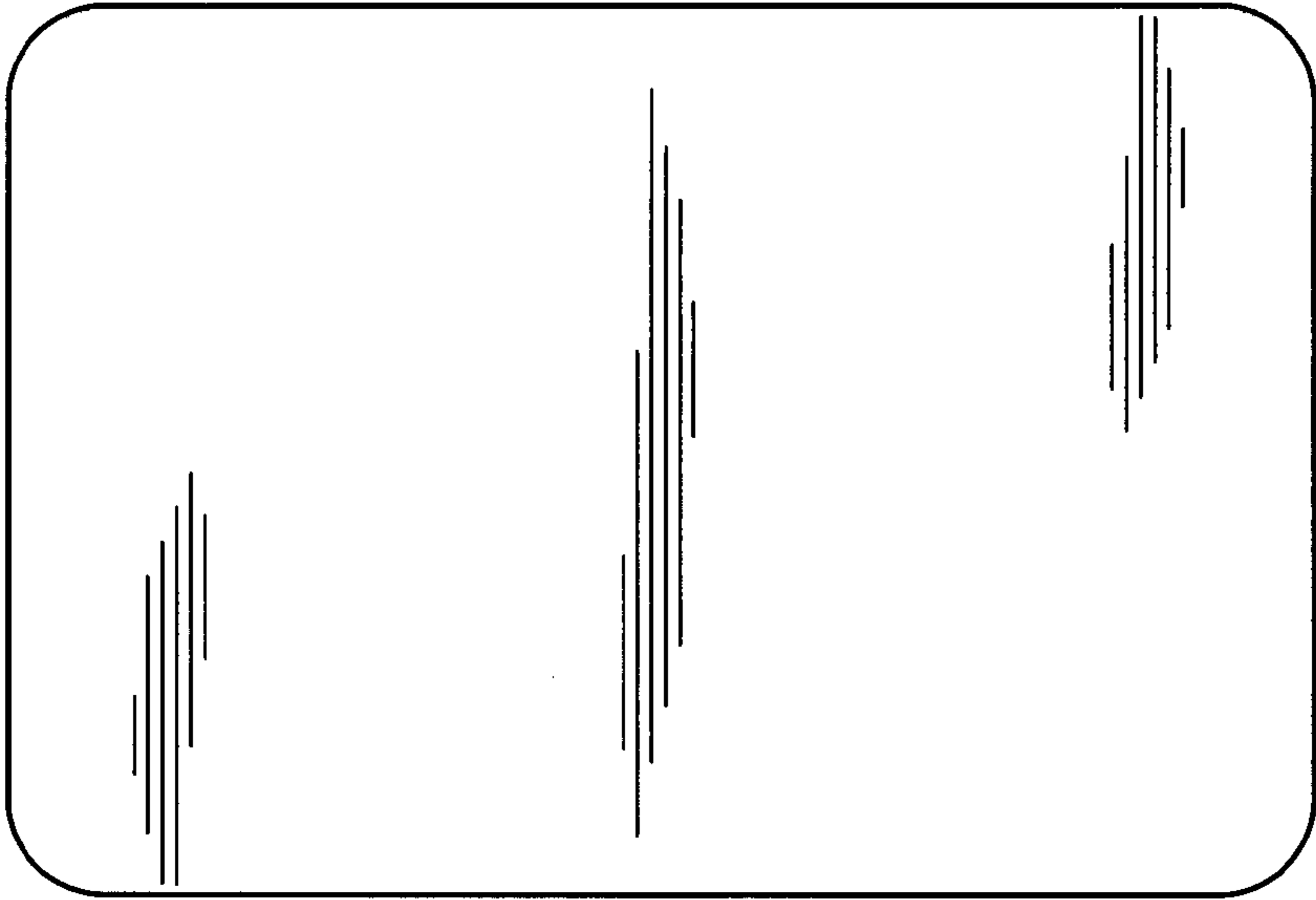


FIG. 2



FIG. 3



FIG. 4



FIG. 5



FIG. 6