



US00D692152S

(12) **United States Design Patent**
Inoo

(10) **Patent No.:** **US D692,152 S**

(45) **Date of Patent:** **** Oct. 22, 2013**

(54) **ADHESIVE SKIN PATCH**

(75) Inventor: **Katsuyuki Inoo**, Higashikagawa (JP)

(73) Assignee: **Teikoku Seiyaku Co., Ltd.**, Kagawa (JP)

(**) Term: **14 Years**

(21) Appl. No.: **29/431,138**

(22) Filed: **Sep. 4, 2012**

(30) **Foreign Application Priority Data**

Mar. 2, 2012 (JP) 2012-004696

(51) **LOC (9) Cl.** **24-04**

(52) **U.S. Cl.**
USPC **D24/189**

(58) **Field of Classification Search**
USPC D24/128, 130, 188-189; 604/179-180,
604/187, 227; 602/58-59; 128/DIG. 26
See application file for complete search history.

(56) **References Cited**

U.S. PATENT DOCUMENTS

4,649,909 A * 3/1987 Thompson 602/42
D377,529 S * 1/1997 Nyqvist-Mayer D24/189
D410,087 S * 5/1999 Dunshee et al. D24/189
6,090,403 A * 7/2000 Block et al. 424/447
D433,140 S * 10/2000 Nielsen D24/189
D454,955 S * 3/2002 Dunshee et al. D24/189
6,469,227 B1 * 10/2002 Cooke et al. 602/48

D473,947 S * 4/2003 Jacobson D24/189
D474,842 S * 5/2003 Wolsing et al. D24/189
D495,419 S * 8/2004 Dunshee D24/189
D511,005 S * 10/2005 Liedtke et al. D24/189
D516,729 S * 3/2006 Liedtke et al. D24/189
D573,260 S * 7/2008 Dunshee D24/189
D578,651 S * 10/2008 Dunshee D24/189
D604,423 S * 11/2009 Dunshee D24/189
D605,299 S * 12/2009 Iwahashi et al. D24/189
D611,156 S * 3/2010 Dunshee D24/189
D618,810 S * 6/2010 Tanigawa et al. D24/189
D625,017 S * 10/2010 Iwahashi et al. D24/189
D646,789 S * 10/2011 Barth D24/189
D672,464 S * 12/2012 Holm et al. D24/189

* cited by examiner

Primary Examiner — T. Chase Nelson

Assistant Examiner — Michelle E Wilson

(74) *Attorney, Agent, or Firm* — Crowell & Moring LLP

(57) **CLAIM**

The ornamental design for an adhesive skin patch, as shown and described.

DESCRIPTION

FIG. 1 is a front view of an adhesive skin patch according to my design;

FIG. 2 is a rear view thereof;

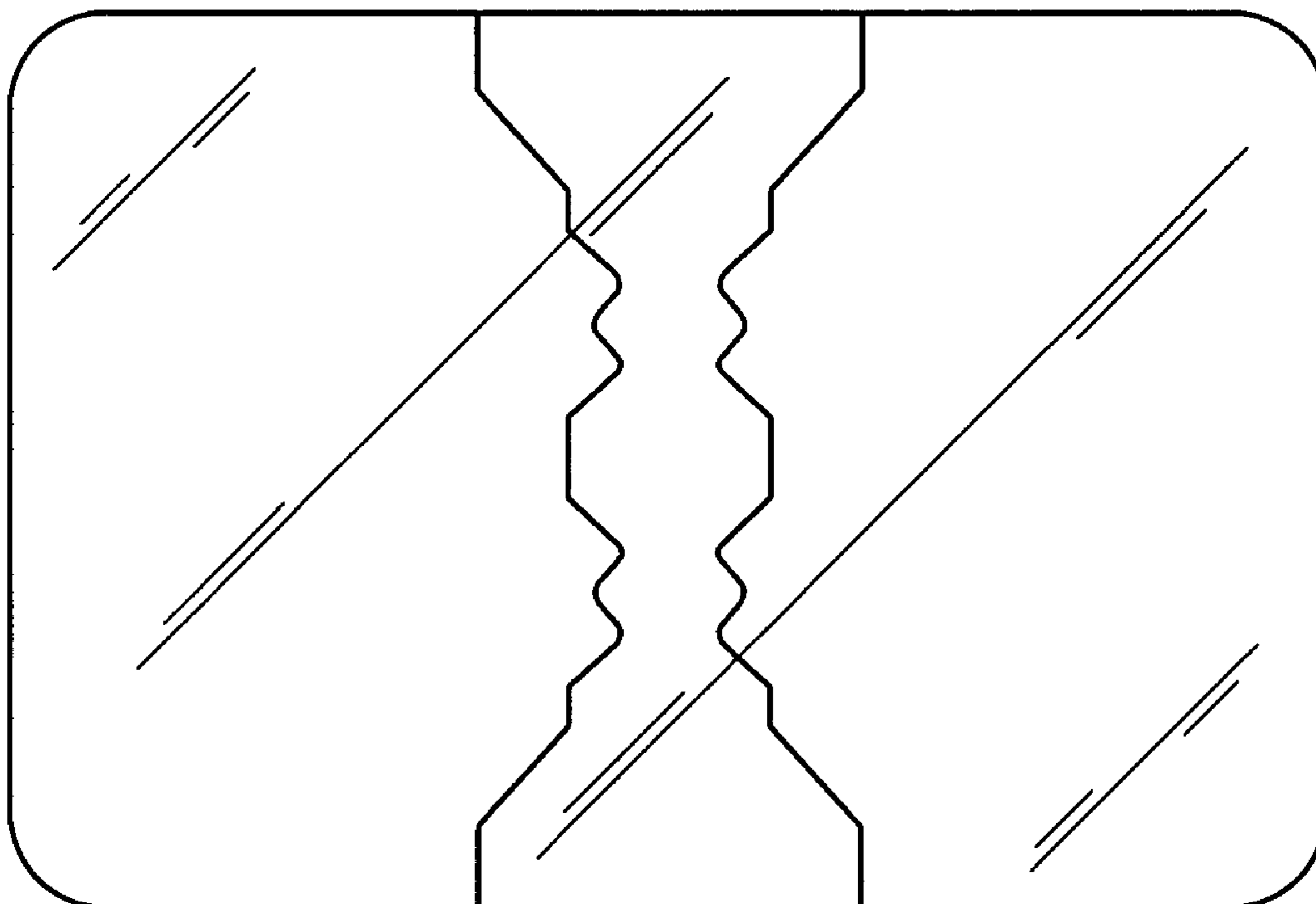
FIG. 3 is a right side view thereof;

FIG. 4 is a left side view thereof;

FIG. 5 is a top view thereof; and,

FIG. 6 is a bottom view thereof.

1 Claim, 2 Drawing Sheets



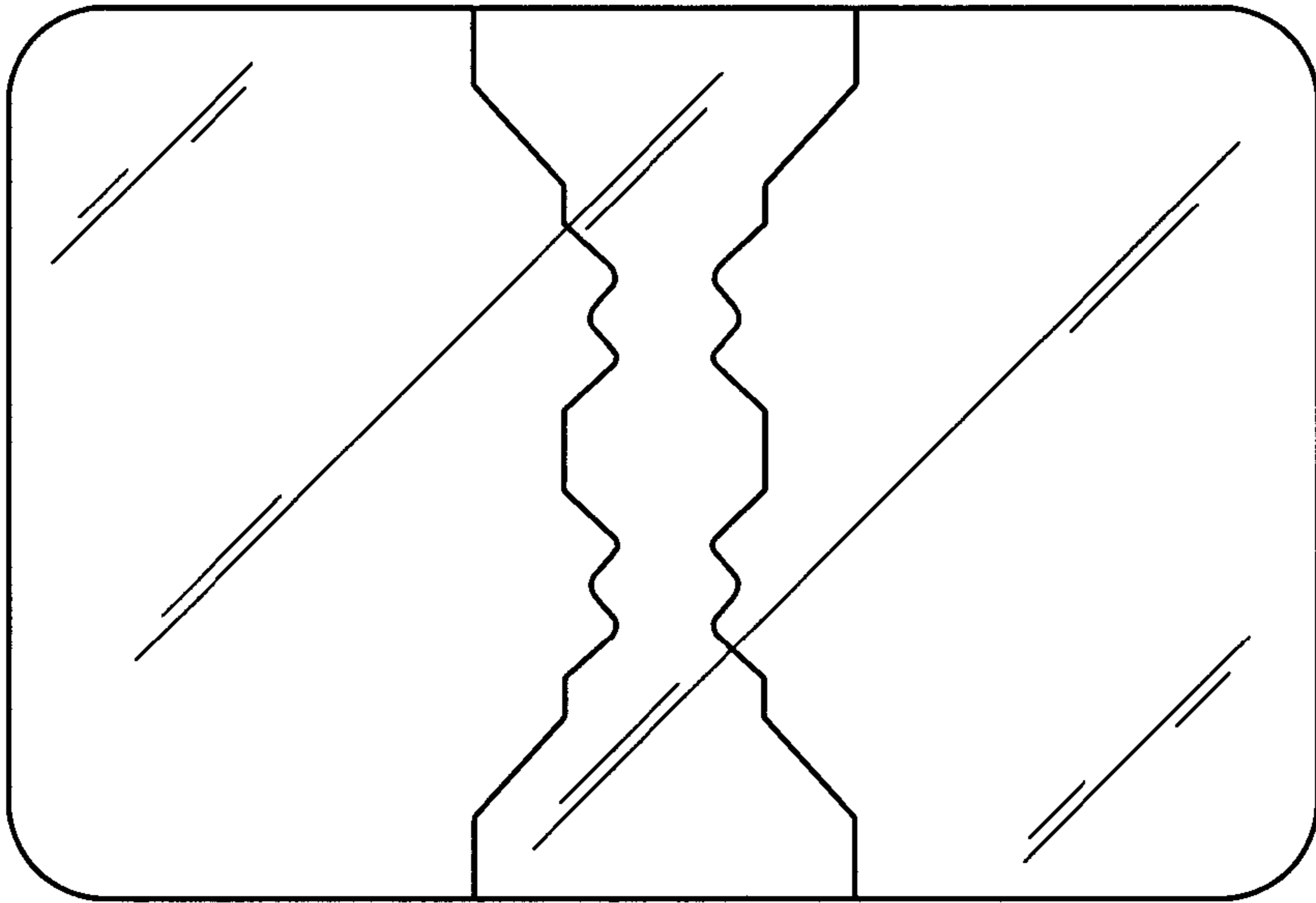


FIG. 1

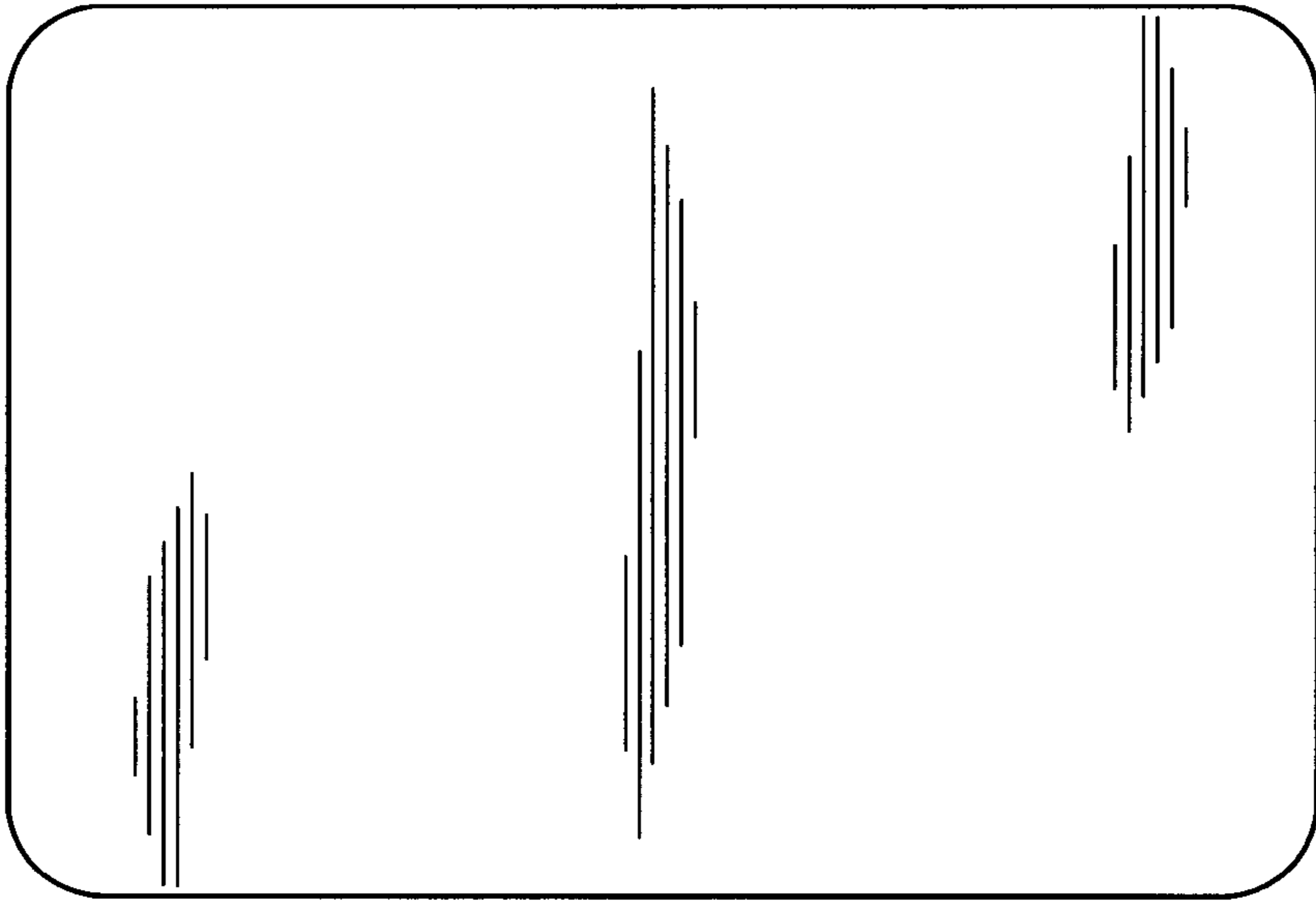


FIG. 2



FIG. 3



FIG. 4



FIG. 5



FIG. 6