

US00D692149S

(12) **United States Design Patent**  
**Uematsu**

(10) **Patent No.:** **US D692,149 S**

(45) **Date of Patent:** **\*\* Oct. 22, 2013**

(54) **ADHESIVE SKIN PATCH**

(75) Inventor: **Masanori Uematsu**, Higashikagawa (JP)

(73) Assignee: **Teikoku Seiyaku Co., Ltd.**, Kagawa (JP)

(\*\*) Term: **14 Years**

(21) Appl. No.: **29/431,126**

(22) Filed: **Sep. 4, 2012**

(30) **Foreign Application Priority Data**

Mar. 2, 2012 (JP) ..... 2012-004691

(51) **LOC (9) Cl.** ..... **24-04**

(52) **U.S. Cl.**  
USPC ..... **D24/189**

(58) **Field of Classification Search**  
USPC ..... D24/128, 130, 188-189; 604/179-180,  
604/187, 227; 602/58-59; 128/DIG. 26  
See application file for complete search history.

(56) **References Cited**

**U.S. PATENT DOCUMENTS**

- 4,649,909 A \* 3/1987 Thompson ..... 602/42
- D377,529 S \* 1/1997 Nyqvist-Mayer ..... D24/189
- D410,087 S \* 5/1999 Dunshee et al. .... D24/189
- 6,090,403 A \* 7/2000 Block et al. .... 424/447
- D433,140 S \* 10/2000 Nielsen ..... D24/189
- D454,955 S \* 3/2002 Dunshee et al. .... D24/189
- 6,469,227 B1 \* 10/2002 Cooke et al. .... 602/48

- D473,947 S \* 4/2003 Jacobson ..... D24/189
- D474,842 S \* 5/2003 Wolsing et al. .... D24/189
- D495,419 S \* 8/2004 Dunshee ..... D24/189
- D511,005 S \* 10/2005 Liedtke et al. .... D24/189
- D516,729 S \* 3/2006 Liedtke et al. .... D24/189
- D573,260 S \* 7/2008 Dunshee ..... D24/189
- D578,651 S \* 10/2008 Dunshee ..... D24/189
- D604,423 S \* 11/2009 Dunshee ..... D24/189
- D605,299 S \* 12/2009 Iwahashi et al. .... D24/189
- D611,156 S \* 3/2010 Dunshee ..... D24/189
- D618,810 S \* 6/2010 Tanigawa et al. .... D24/189
- D625,017 S \* 10/2010 Iwahashi et al. .... D24/189
- D646,789 S \* 10/2011 Barth ..... D24/189
- D672,464 S \* 12/2012 Holm et al. .... D24/189

\* cited by examiner

*Primary Examiner* — T. Chase Nelson

*Assistant Examiner* — Michelle E Wilson

(74) *Attorney, Agent, or Firm* — Crowell & Moring LLP

(57) **CLAIM**

The ornamental design for an adhesive skin patch, as shown and described.

**DESCRIPTION**

FIG. 1 is a front view of an adhesive skin patch according to my design;

FIG. 2 is a rear view thereof;

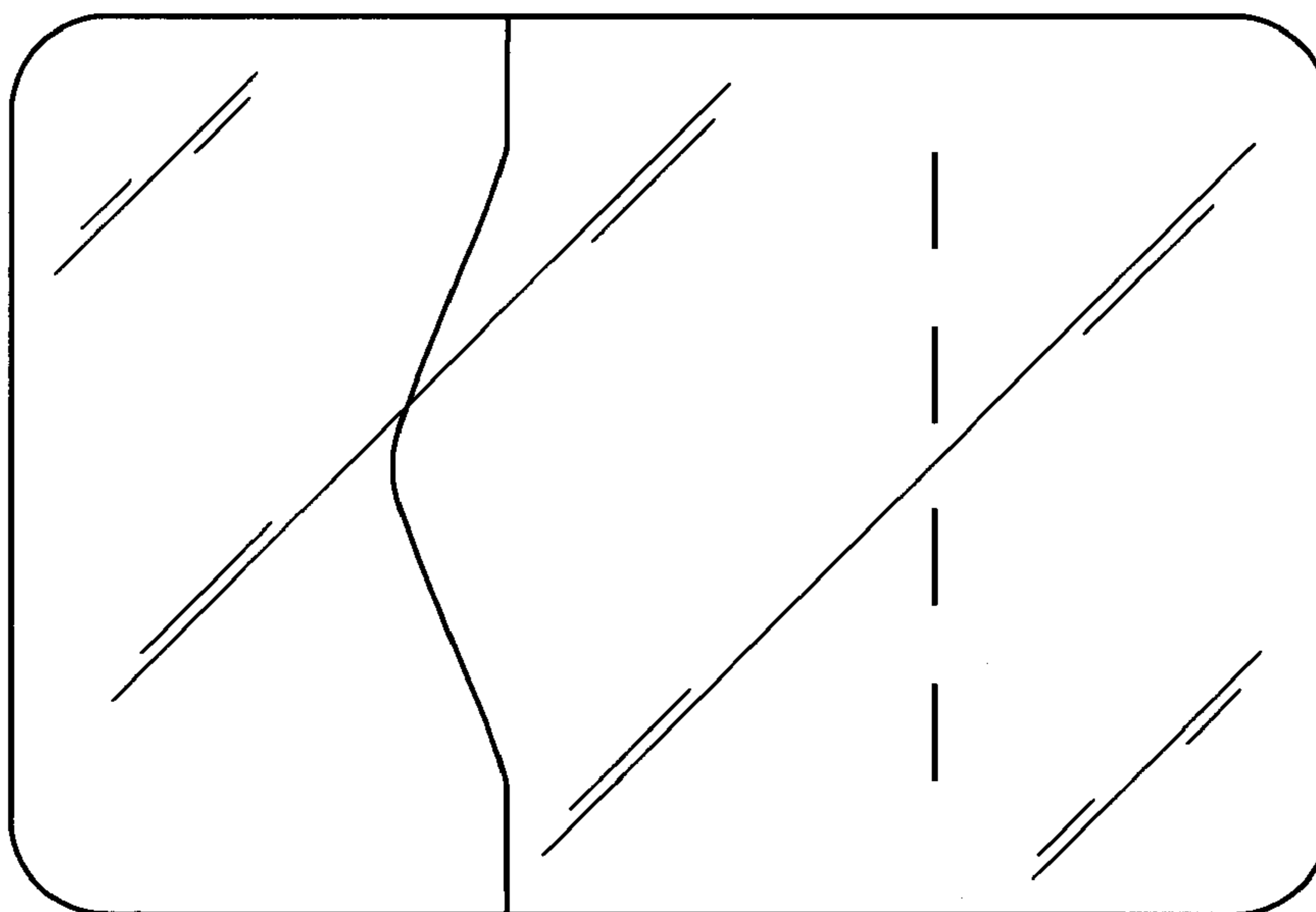
FIG. 3 is a right side view thereof;

FIG. 4 is a left side view thereof;

FIG. 5 is a top view thereof; and,

FIG. 6 is a bottom view thereof.

**1 Claim, 2 Drawing Sheets**



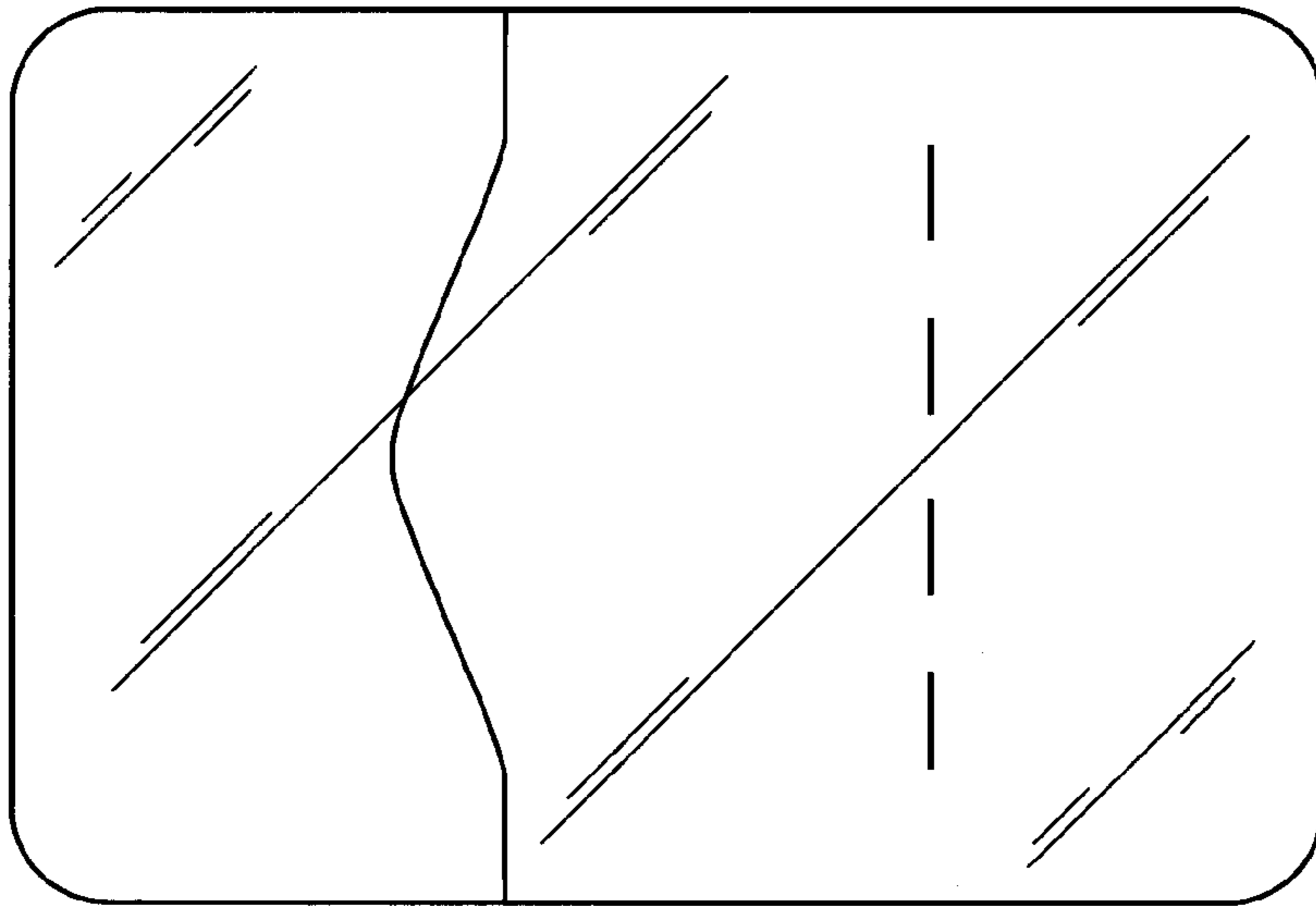


FIG. 1

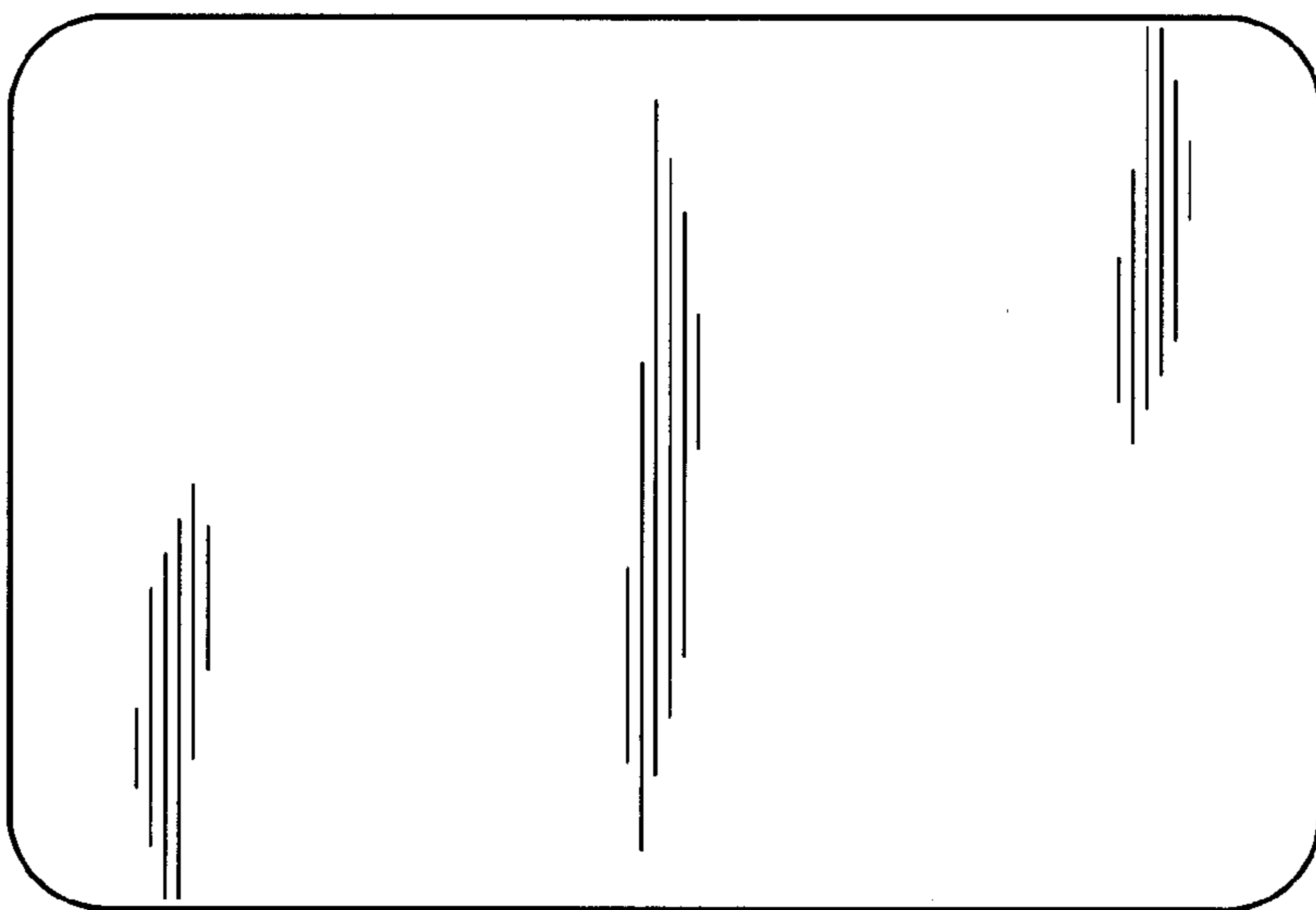


FIG. 2



FIG. 3



FIG. 4



FIG. 5



FIG. 6