

US00D692138S

(12) **United States Design Patent**
Sicurelli

(10) **Patent No.:** **US D692,138 S**

(45) **Date of Patent:** **** Oct. 22, 2013**

- (54) **INCISOR MARKER LABEL TAPE**
- (71) Applicant: **Robert Sicurelli**, Southampton, NY
(US)
- (72) Inventor: **Robert Sicurelli**, Southampton, NY
(US)
- (**) Term: **14 Years**
- (21) Appl. No.: **29/451,396**
- (22) Filed: **Apr. 1, 2013**
- (51) **LOC (9) Cl.** **24-01**
- (52) **U.S. Cl.**
USPC **D24/158**
- (58) **Field of Classification Search**
USPC D24/158-161, 152, 156, 176, 181, 189;
378/162-165; 600/414, 420, 426;
D20/22-29; D1/106, 108, 115
See application file for complete search history.

5,306,271	A *	4/1994	Zinreich et al.	606/1
5,657,366	A *	8/1997	Nakayama	378/165
D503,980	S *	4/2005	Sayre et al.	D24/158
D552,735	S *	10/2007	Archambault	D24/158
D590,948	S *	4/2009	Archambault	D24/158
D590,949	S *	4/2009	Broyles	D24/189
D627,469	S *	11/2010	Dzierlatka	D24/158
D632,394	S *	2/2011	Sato et al.	D24/156
D637,722	S *	5/2011	Sato et al.	D24/156
D663,425	S *	7/2012	Massad	D24/181
D663,478	S *	7/2012	Tousley	D24/189
D679,392	S *	4/2013	Peterson et al.	D24/189

* cited by examiner

Primary Examiner — Anhdao Doan

(74) *Attorney, Agent, or Firm* — John F. Vodopia

(57) **CLAIM**

The ornamental design for the incisor marker label tape, as shown and described.

DESCRIPTION

FIG. 1 is a top plan view of my design for an incisor marker label tape;

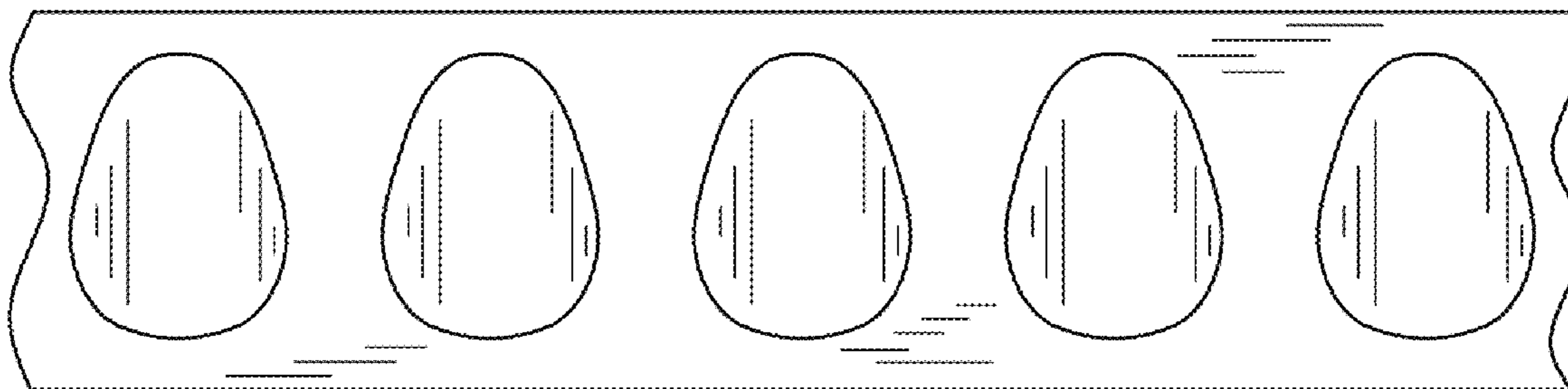
FIG. 2 is a left side view thereof; the right side view is a mirror image;

FIG. 3 is bottom plan view thereof; and,

FIG. 4 is an upper side view thereof; the lower side view is a mirror image.

1 Claim, 1 Drawing Sheet

- (56) **References Cited**
U.S. PATENT DOCUMENTS
2,633,139 A * 3/1953 Pettey D28/61
5,193,106 A * 3/1993 DeSena 378/163
5,202,911 A * 4/1993 Fabian 378/168
5,232,452 A * 8/1993 Russell et al. 604/180



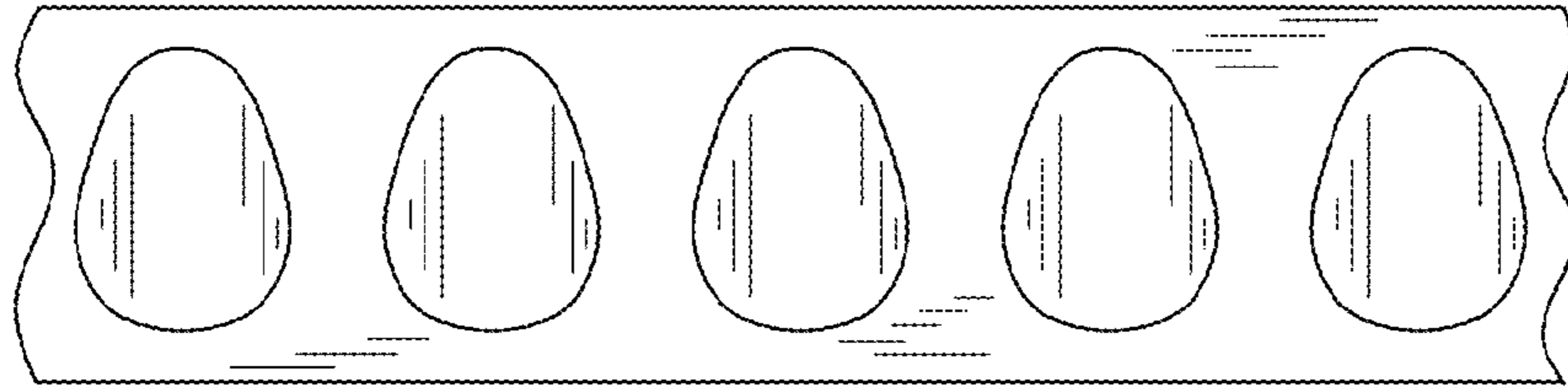


FIG. 1

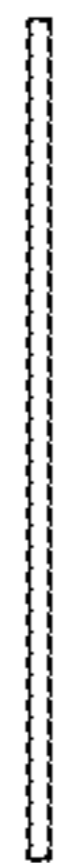


FIG. 2

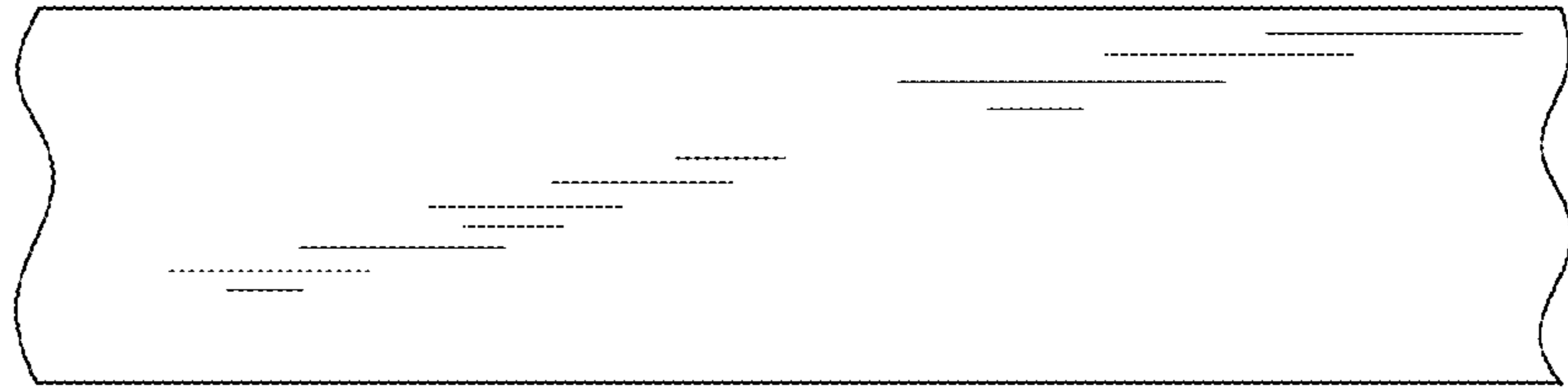


FIG. 3

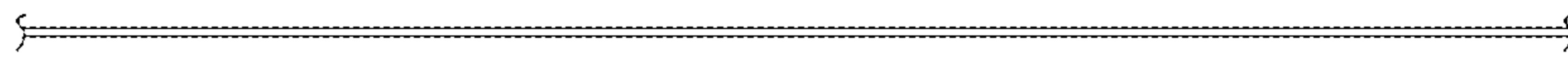


FIG. 4