



US00D692130S

(12) **United States Design Patent**
Biggs et al.

(10) **Patent No.:** **US D692,130 S**
(45) **Date of Patent:** **** Oct. 22, 2013**

(54) **TOPSHEET OF AN ABSORBENT PAD**
(75) Inventors: **Jehann Biggs**, Philadelphia, PA (US);
Raquel Carbonari, Philadelphia, PA
(US); **Lauren Entrekin**, Upper Darby,
PA (US)
(73) Assignee: **SCA Hygiene Products AB**, Gothenburg
(SE)

D522,139 S 5/2006 Schluter
D529,607 S * 10/2006 Lindner et al. D24/124
D533,271 S 12/2006 Härsjö
D541,415 S * 4/2007 Mason et al. D24/124
D542,409 S * 5/2007 Wannaborworn et al. ... D24/125
D551,343 S 9/2007 Harsjo
D581,523 S * 11/2008 Macaulay et al. D24/124
D600,800 S * 9/2009 Hood et al. D24/124
D600,802 S * 9/2009 Hood et al. D24/124
D600,803 S * 9/2009 Hood et al. D24/124

(Continued)

(**) Term: **14 Years**

OTHER PUBLICATIONS

(21) Appl. No.: **29/352,898**

Bogren et al, Design U.S. Appl. No. 29/290,884, entitled "Inconti-
nence Pad With Embossing Pattern" filed Jan. 25, 2008.

(22) Filed: **Dec. 29, 2009**

(Continued)

(51) **LOC (9) Cl.** **24-04**

(52) **U.S. Cl.**
USPC **D24/125**

(58) **Field of Classification Search**
USPC D24/124-125; 604/385.07, 358, 363,
604/364, 368-375, 385.01, 385.03, 385.14,
604/385.23, 387, 390; D5/37-43, 53, 56,
D5/57, 58, 60-62
See application file for complete search history.

Primary Examiner — T. Chase Nelson
Assistant Examiner — Michelle E Wilson
(74) *Attorney, Agent, or Firm* — Buchanan Ingersoll &
Rooney PC

(57) **CLAIM**
The ornamental design for a top sheet of an absorbent pad, as
shown and described.

(56) **References Cited**

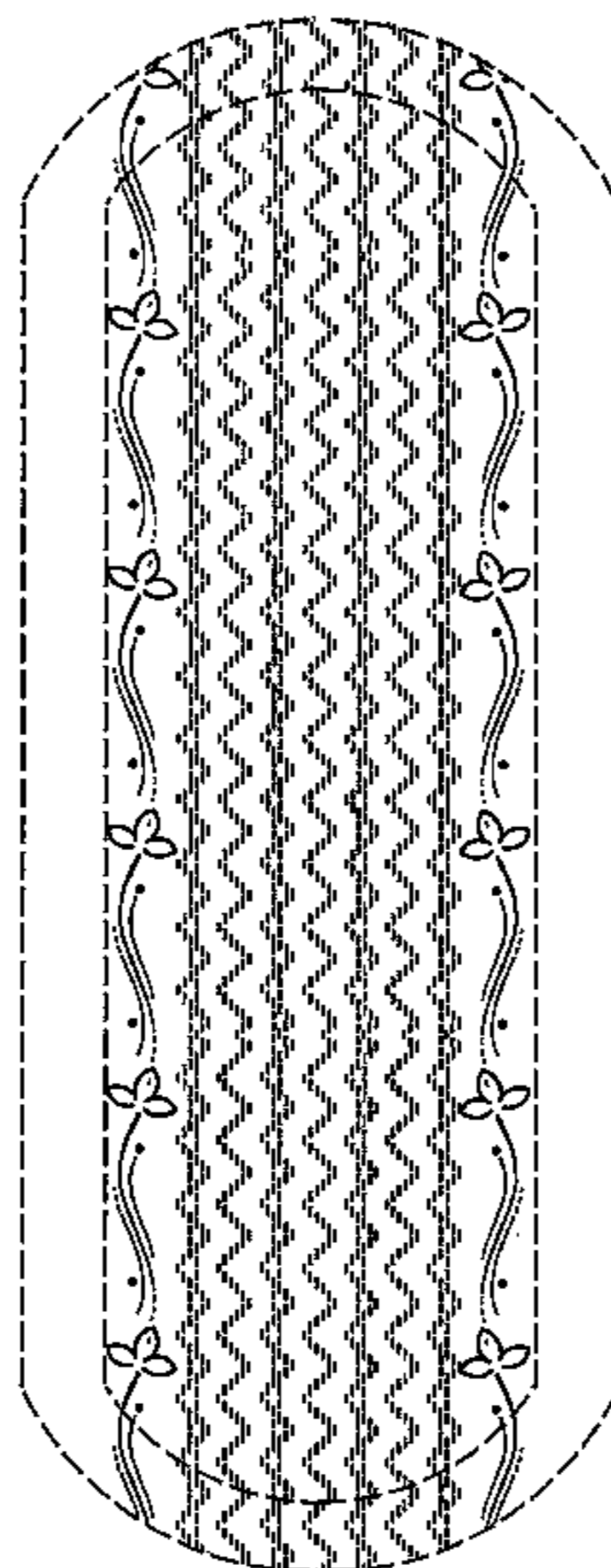
DESCRIPTION

U.S. PATENT DOCUMENTS

D288,363 S 2/1987 Wallström
D336,515 S * 6/1993 Voelker-Ferrier et al. ... D24/125
D430,292 S 8/2000 Orschel et al.
D439,057 S 3/2001 Bissah et al.
D448,846 S 10/2001 Page et al.
D465,569 S * 11/2002 Toro D24/125
D482,781 S 11/2003 Glaug et al.
D483,482 S * 12/2003 Ceman et al. D24/125
D484,973 S 1/2004 Costea et al.
D493,525 S * 7/2004 Chen D24/125
D496,100 S 9/2004 Ecker
D503,230 S * 3/2005 Christianson et al. D24/125
D510,434 S 10/2005 Carlucci et al.
D510,435 S 10/2005 Christianson et al.
D511,001 S 10/2005 Christianson et al.

FIG. 1 is a view of a top sheet of an absorbent pad showing our
new design; and,
FIG. 2 is another embodiment showing a longer view of the
pattern that is shown on the top sheet of an absorbent pad in
FIG. 1.
The broken lines in FIG. and FIG. 2 are for environmental
purposes only and do not form any part of the claimed design.
The embossing (the seven stripes in the center of the design)
is shown in FIG. 1 and FIG. 2 in hashed form to represent a
distinction between the printing and the embossing, and the
embossing forms part of the claimed design of FIG. 1 and
FIG. 2.

1 Claim, 2 Drawing Sheets



(56)

References Cited

U.S. PATENT DOCUMENTS

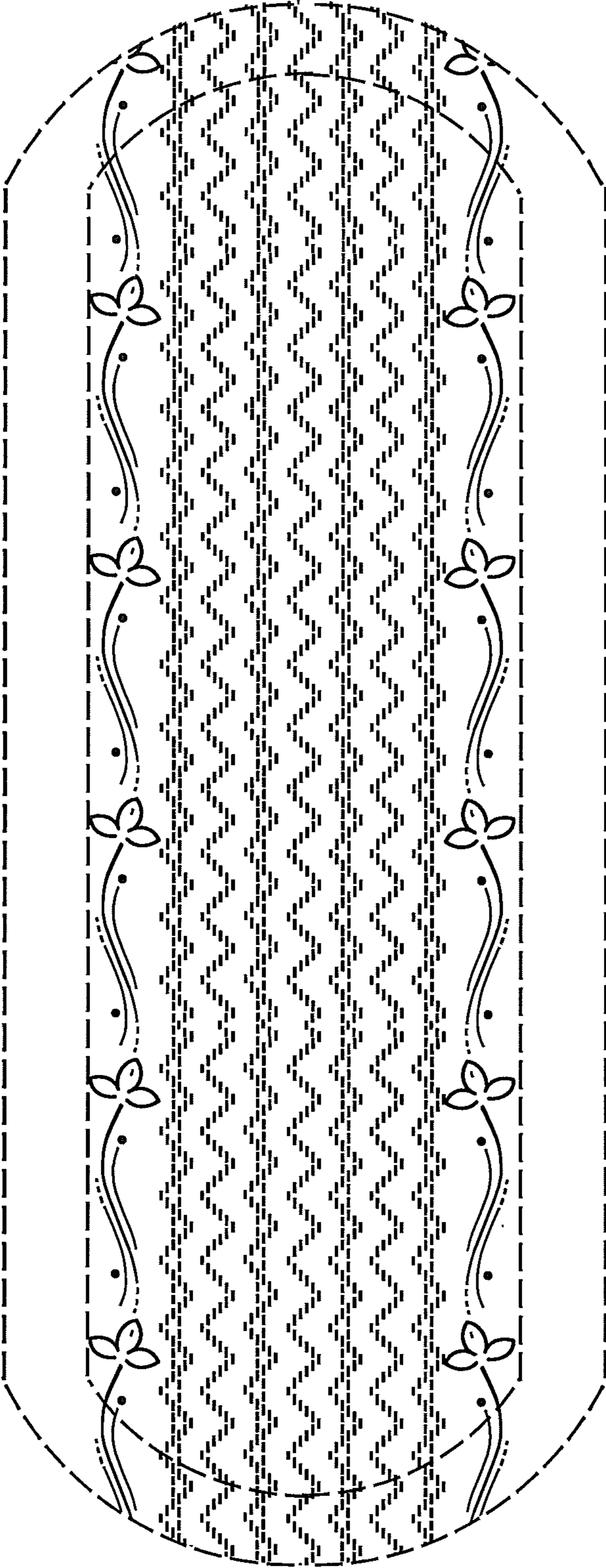
D604,410 S	11/2009	Bogren et al.	
D606,653 S	12/2009	Hedbratt et al.	
D614,154 S	4/2010	Hedbratt et al.	
D614,294 S	4/2010	Hedbratt et al.	
D614,295 S	4/2010	Hedbratt et al.	
D615,194 S	5/2010	Hedbratt et al.	
D639,422 S *	6/2011	Rave	D24/125

OTHER PUBLICATIONS

Bogren et al, Design U.S. Appl. No. 29/325,927, entitled "Incontinence Pad" filed Oct. 8, 2008.
Bergström, et al., Design U.S. Appl. No. 29/344,704, entitled, "Embossing for a Sanitary Napkin," filed Oct. 2, 2009.
Abram, et al., Design U.S. Appl. No. 29/354,153, entitled, "Incontinence Pad," filed Jan. 20, 2010.
U.S. Appl. No. 29/344,704, Bergström, et al.
U.S. Appl. No. 29/354,153, Abram, et al.

* cited by examiner

FIG. 1



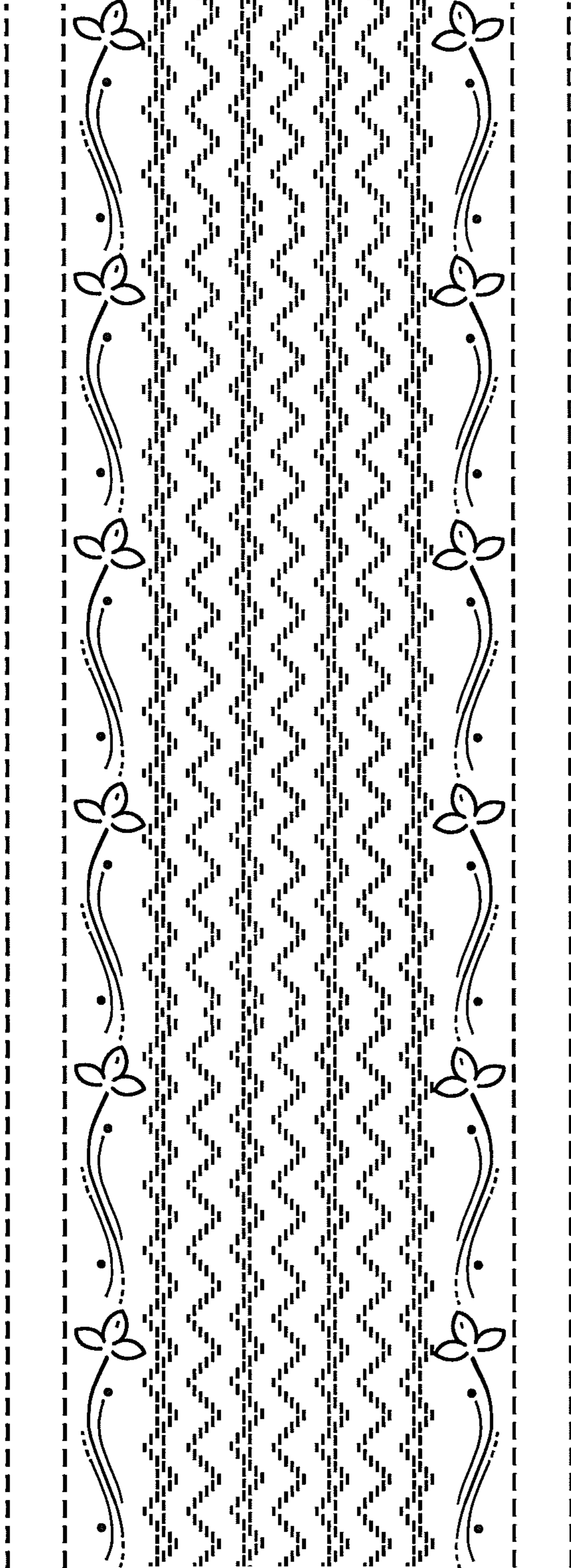


FIG. 2