

US00D692083S

(12) **United States Design Patent**
Toland

(10) **Patent No.:** **US D692,083 S**
(45) **Date of Patent:** **** Oct. 22, 2013**

(54) **TENT SYSTEM**

(76) Inventor: **Dustin Toland**, nr Sevenoaks (GB)

(**) Term: **14 Years**

(21) Appl. No.: **29/368,257**

(22) Filed: **Aug. 20, 2010**

(51) **LOC (9) Cl.** **21-04**

(52) **U.S. Cl.**
USPC **D21/834**

(58) **Field of Classification Search**
USPC D21/811, 814, 834, 836-839; D25/13,
D25/16, 17, 18, 20, 26, 32, 56, 57; 135/87,
135/90, 93, 94, 96-99, 115, 117, 121,
135/124-128, 133, 135, 138, 143, 157, 900,
135/908; 296/159-161; 446/89; 52/2.23;
472/136; 482/35

See application file for complete search history.

(56) **References Cited**

U.S. PATENT DOCUMENTS

1,123,657	A *	1/1915	Bache	135/93
1,995,489	A	3/1935	Valasck		
2,047,748	A *	7/1936	Schmidt	446/478
2,663,306	A	12/1953	Davis		
2,926,676	A	3/1960	Kleinau		
3,042,052	A	7/1962	Des Rosier		
D198,779	S *	8/1964	Bredon	135/100
3,176,698	A	4/1965	Warner		
D206,253	S *	11/1966	Tecton	D21/834
D206,419	S *	12/1966	Tecton	D21/834
D207,520	S *	4/1967	Tecton	D21/834
D217,271	S *	4/1970	Stitt	D21/507

(Continued)

FOREIGN PATENT DOCUMENTS

EP 1318253 6/2003
JP 49080511 7/1974

(Continued)

OTHER PUBLICATIONS

International Search Report and Written Opinion for PCT Application PCT/GB2010/051334, Mailed Nov. 3, 2010 (15 pages).

(Continued)

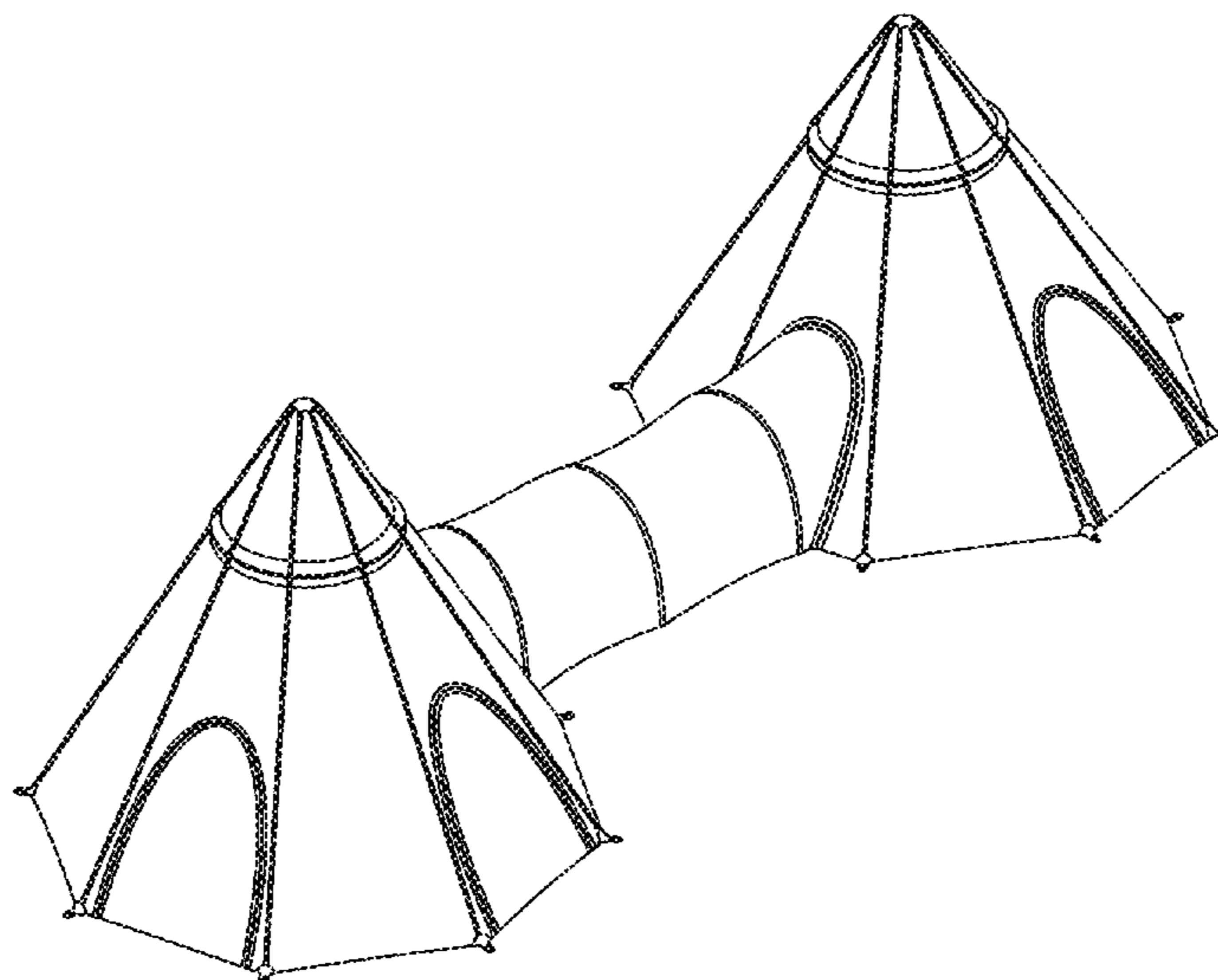
Primary Examiner — Cynthia M Chin
(74) *Attorney, Agent, or Firm* — Brooks, Cameron & Huebsch, PLLC

(57) **CLAIM**
The ornamental design for a tent system, as shown and described.

DESCRIPTION

FIG. 1 is an angled top perspective view of a tent element of the tent system of the present disclosure; FIG. 2 is a front view of the element shown in FIG. 1; FIG. 3 is a back view of the element shown in FIG. 1; FIG. 4 is a side view of the element shown in FIG. 1; FIG. 5 is a top view of the element shown in FIG. 1; FIG. 6 is a perspective view a tunnel element for providing connections between tents in an expanded configuration for use in the tent system; FIG. 7 is a perspective view of the tunnel element of FIG. 6 in an unexpanded configuration for use in the tent system; FIG. 8 is a perspective view of the tent system, showing two tents interconnected by a tunnel element; and, FIG. 9 is a top view of the tent system, showing two tents interconnected by a tunnel element. Elements of the tent system are shown separately in FIGS. 1-7 for ease and clarity of illustration.

1 Claim, 8 Drawing Sheets



(56)

References Cited

U.S. PATENT DOCUMENTS

D252,638	S *	8/1979	Steinhardt et al.	D21/834
4,838,292	A	6/1989	Allen	
D306,196	S *	2/1990	Muirhead	D21/836
D313,830	S *	1/1991	Foust	D21/838
D326,495	S *	5/1992	Pearce	D21/835
5,394,897	A	3/1995	Ritchey et al.	
D363,993	S *	11/1995	Johnson et al.	D25/19
5,618,246	A *	4/1997	Zheng	135/126
D428,100	S *	7/2000	Van Wagoner	D21/836
D469,145	S *	1/2003	Underwood	D21/834
6,565,405	B2 *	5/2003	Hsu et al.	446/89
6,875,119	B2 *	4/2005	Murphy et al.	472/134
7,089,703	B2 *	8/2006	Brereton	52/2.23

FOREIGN PATENT DOCUMENTS

JP	10037535	10/1998
WO	92/18729	10/1992
WO	96/13640	5/1996

OTHER PUBLICATIONS

Promotional Design Group, "Air Commercial Inflatable Tents", copyright 2001, Retrieved from the internet <URL: http://www.promotionaldesigngroup.com/inflatable_tents.htm>, undated, 6 pages.

Fordexgroup, "Wholesale Teepee Tent with Tunnel", Chinatraderonline.com, Retrieved from the internet <URL: <http://www.chinatraderonline.com/Sports-and-Outdoor-Living-Products/Tent/Teepee-Tent-with-Tunnel-214619838.htm>>, undated, 1 page.

Pacific Play Tents, "Pacific Play Tents Hide Me Play Tent & Tunnel Com.", Retrieved from the internet <URL: http://www.amazon.com/Pacific-Play-Tents-Hide-Tunnel/dp/B00000IUX7/ref=sr_1_1?ie=UTF8&s=toys-and-games&qid=1282237830&sr=8-1>, undated, 1 page.

Diapers.com, Quidsi Solutions LLC, "Playhut Megaland Jungle Tent", Retrieved from the internet <URL: http://www.diapers.com/Product/ProductDetail.aspx?productid=28182&site=C1&cm_mmc=cse-_-nextag-_-toys%20&%20books>, undated, 3 pages.

* cited by examiner

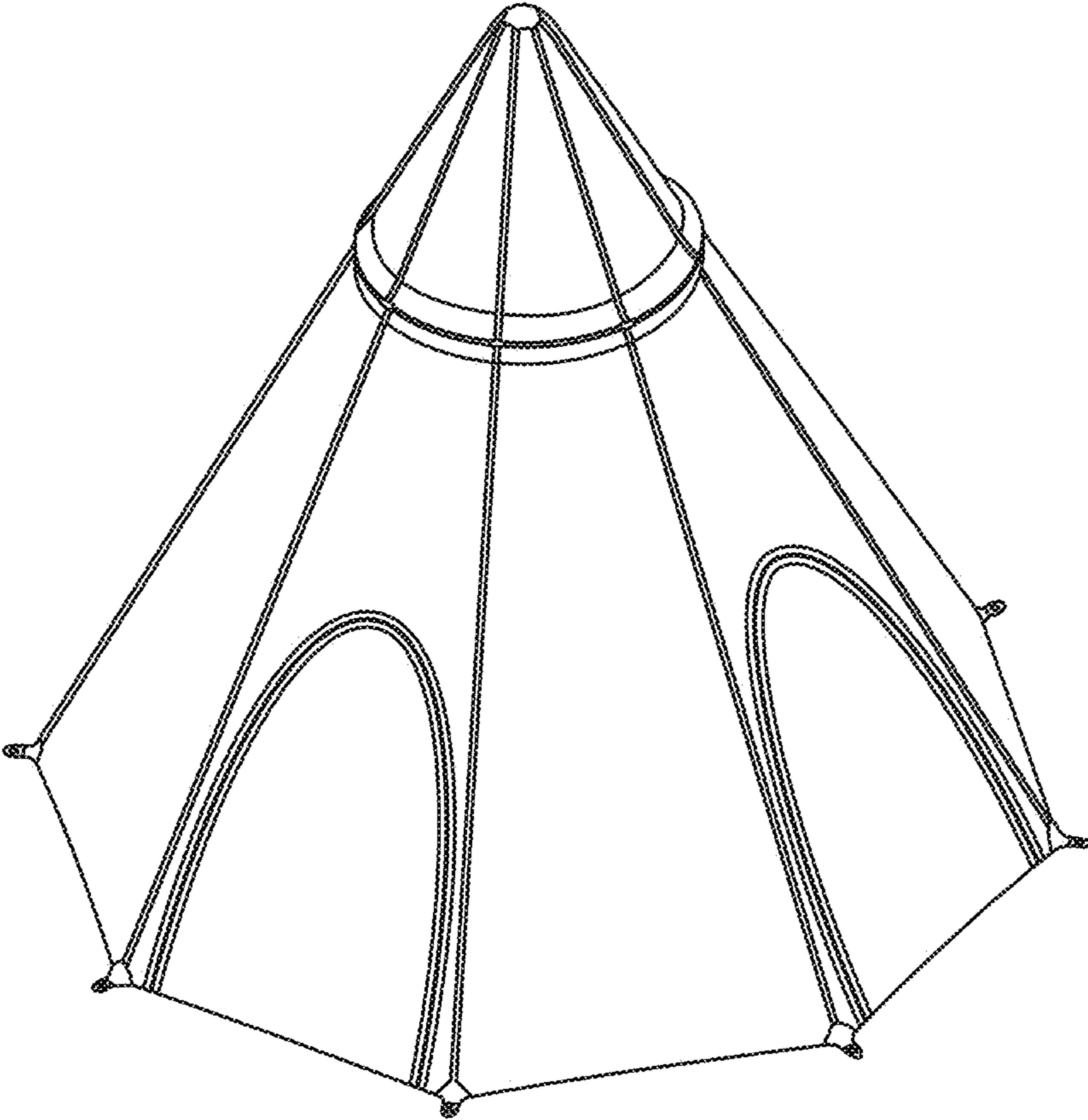


Fig. 1

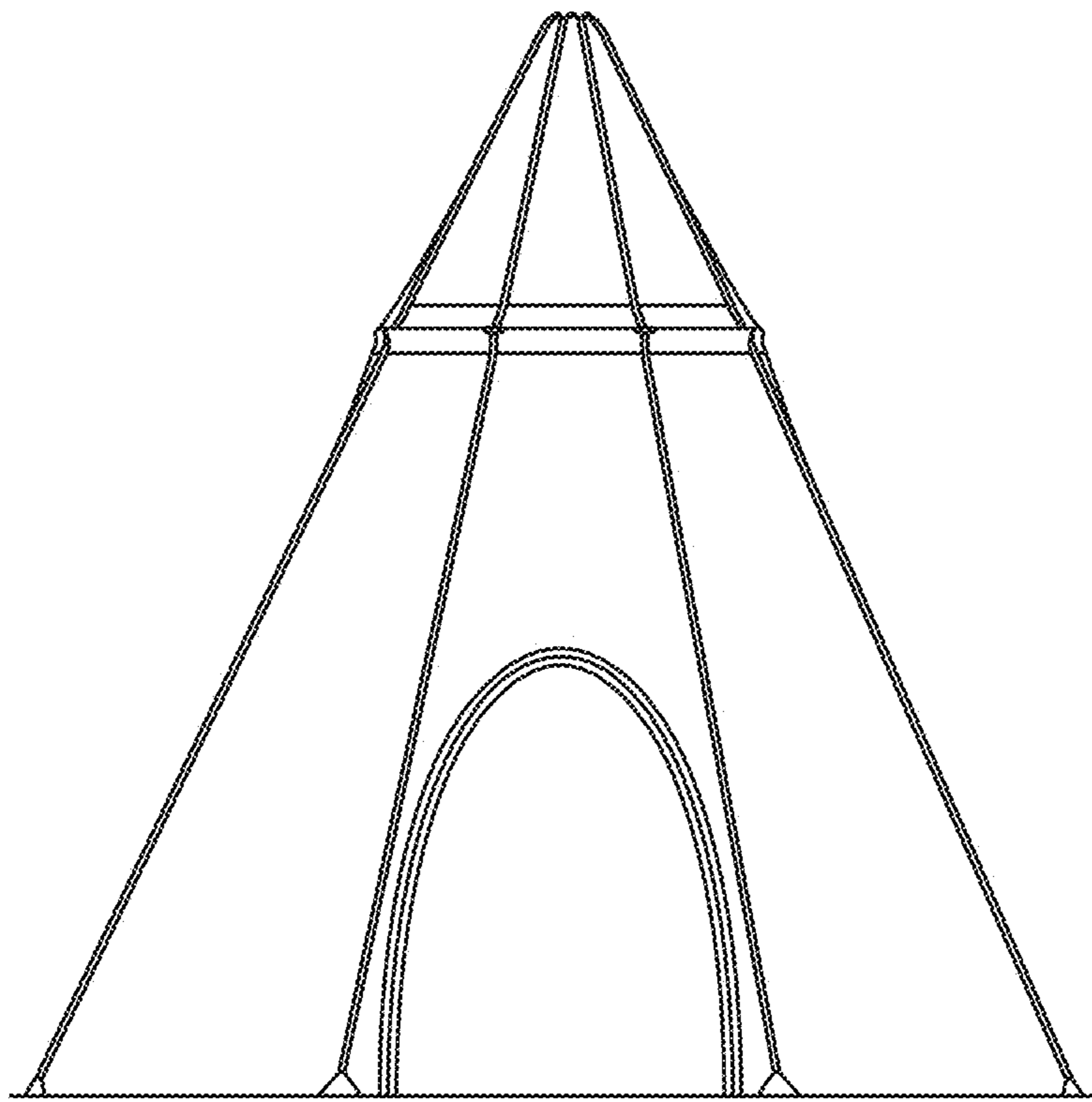


Fig. 2

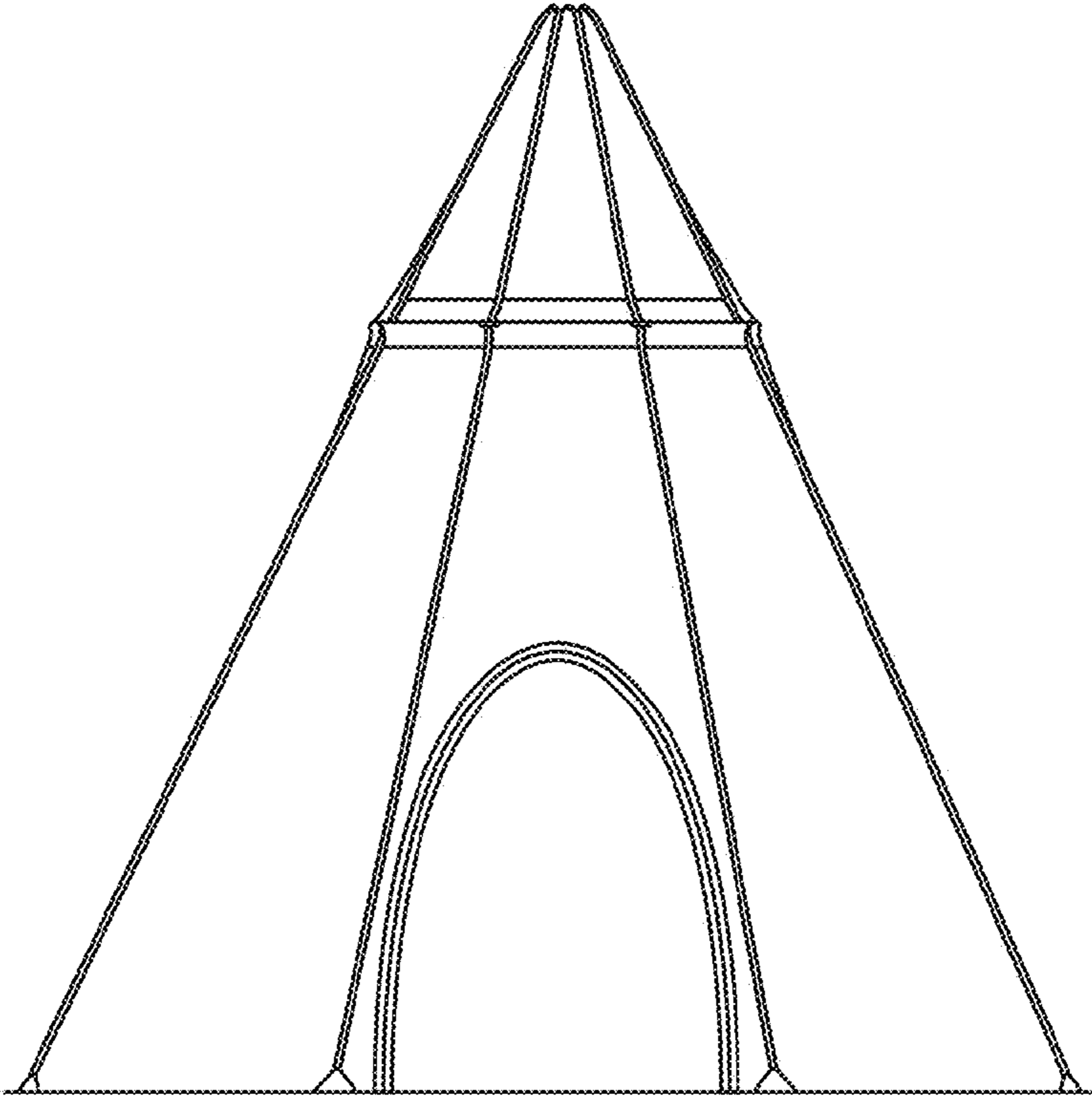


Fig. 3

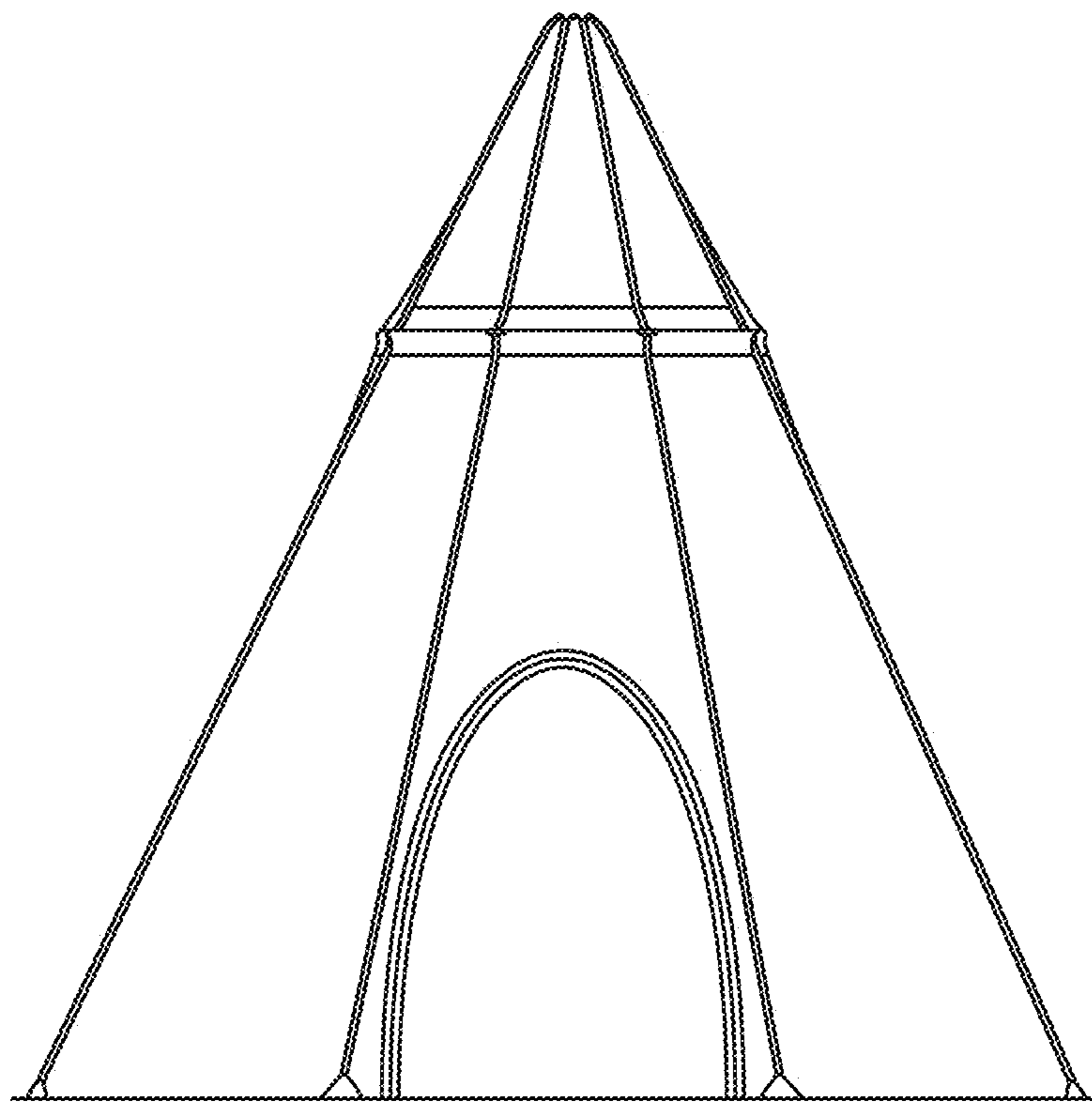


Fig. 4

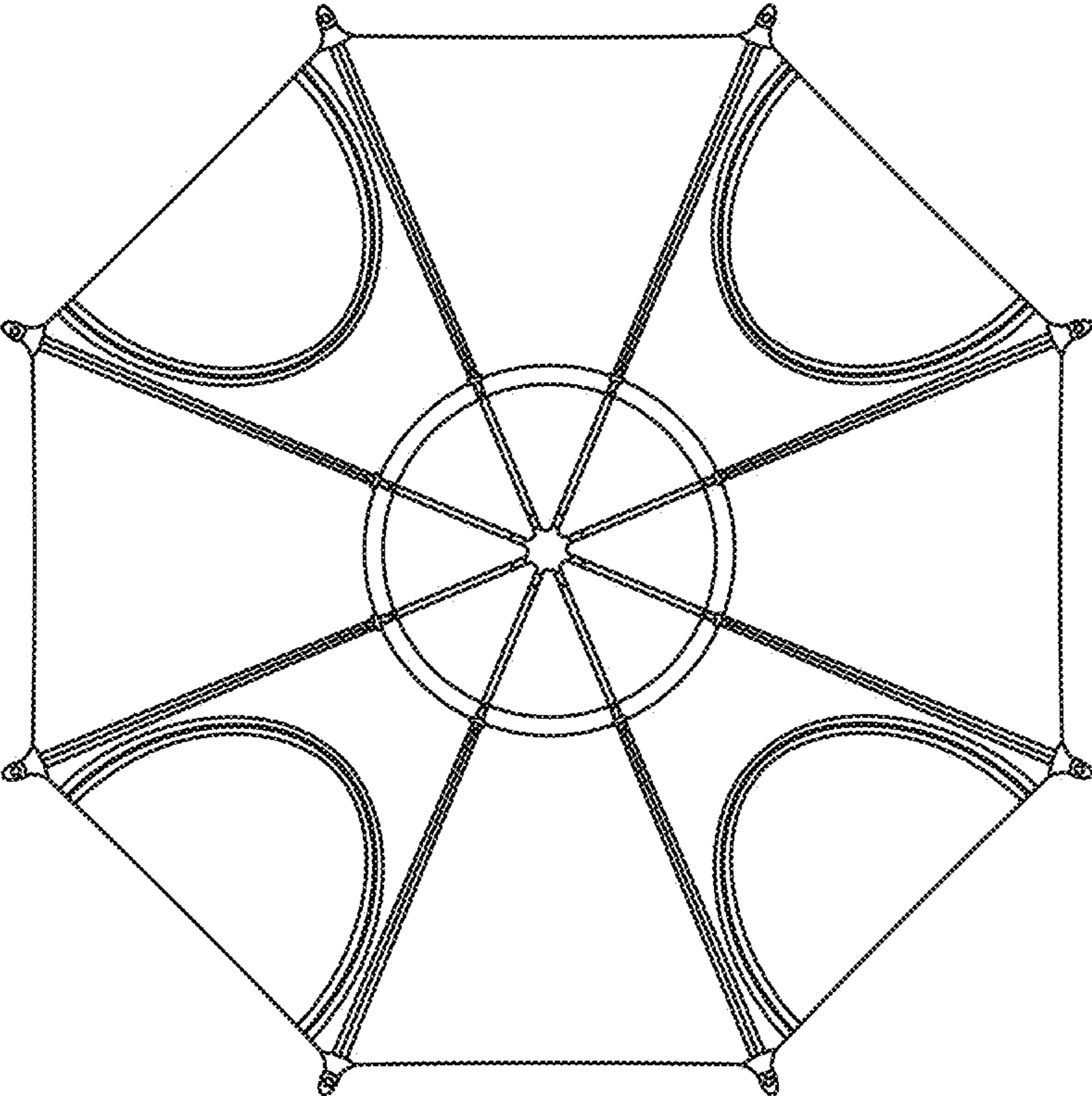


Fig. 5

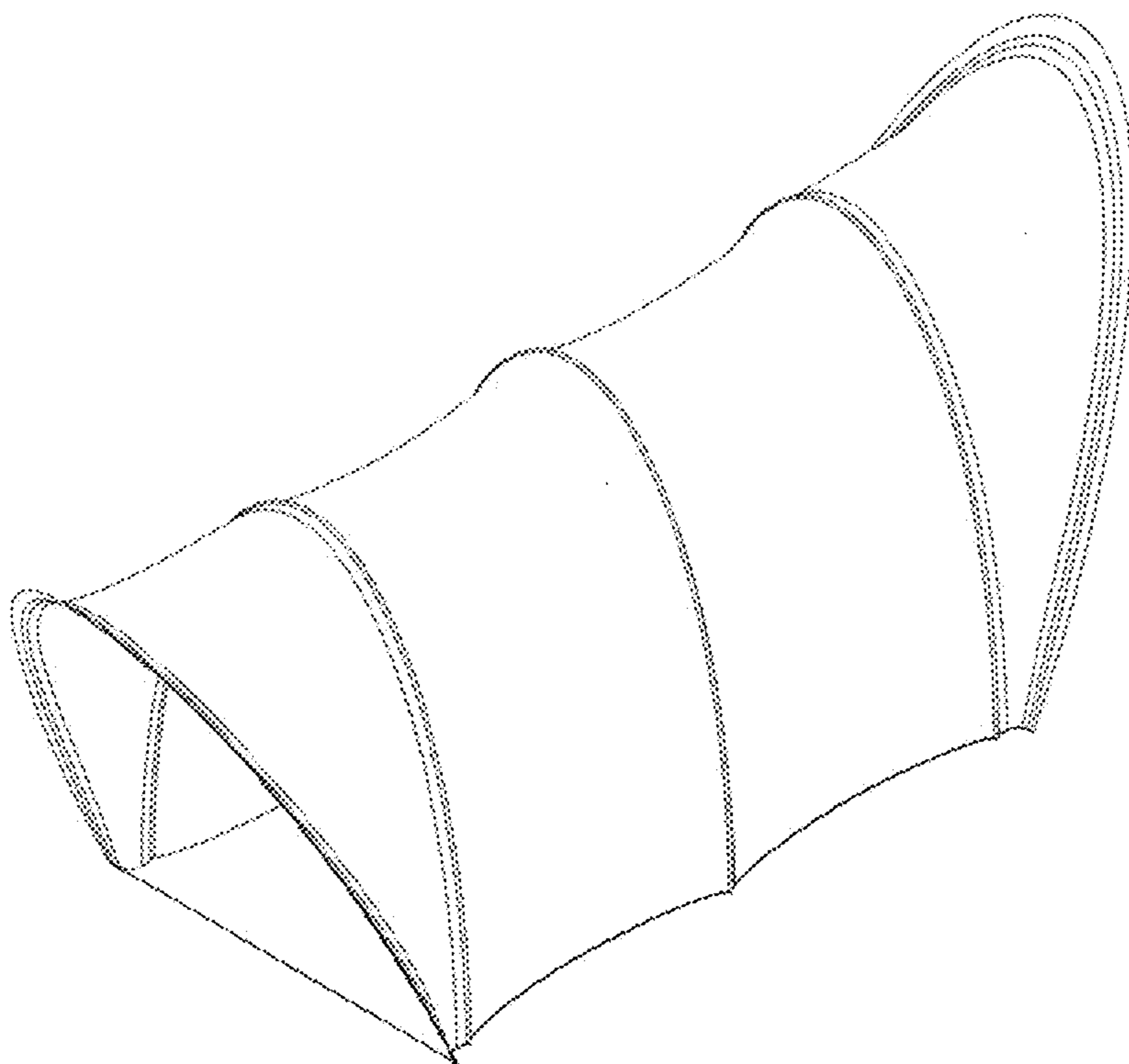


Fig. 6

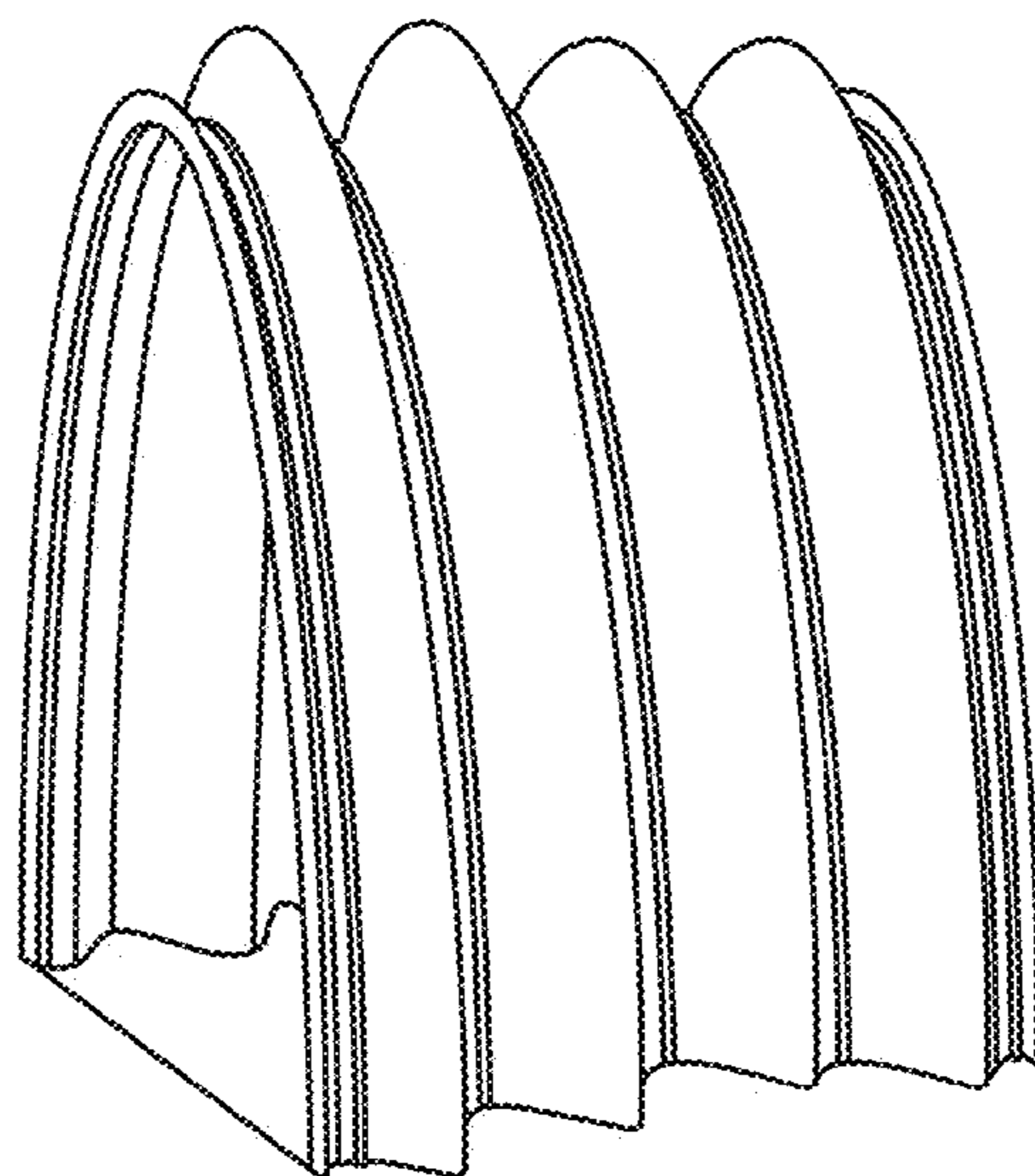


Fig. 7

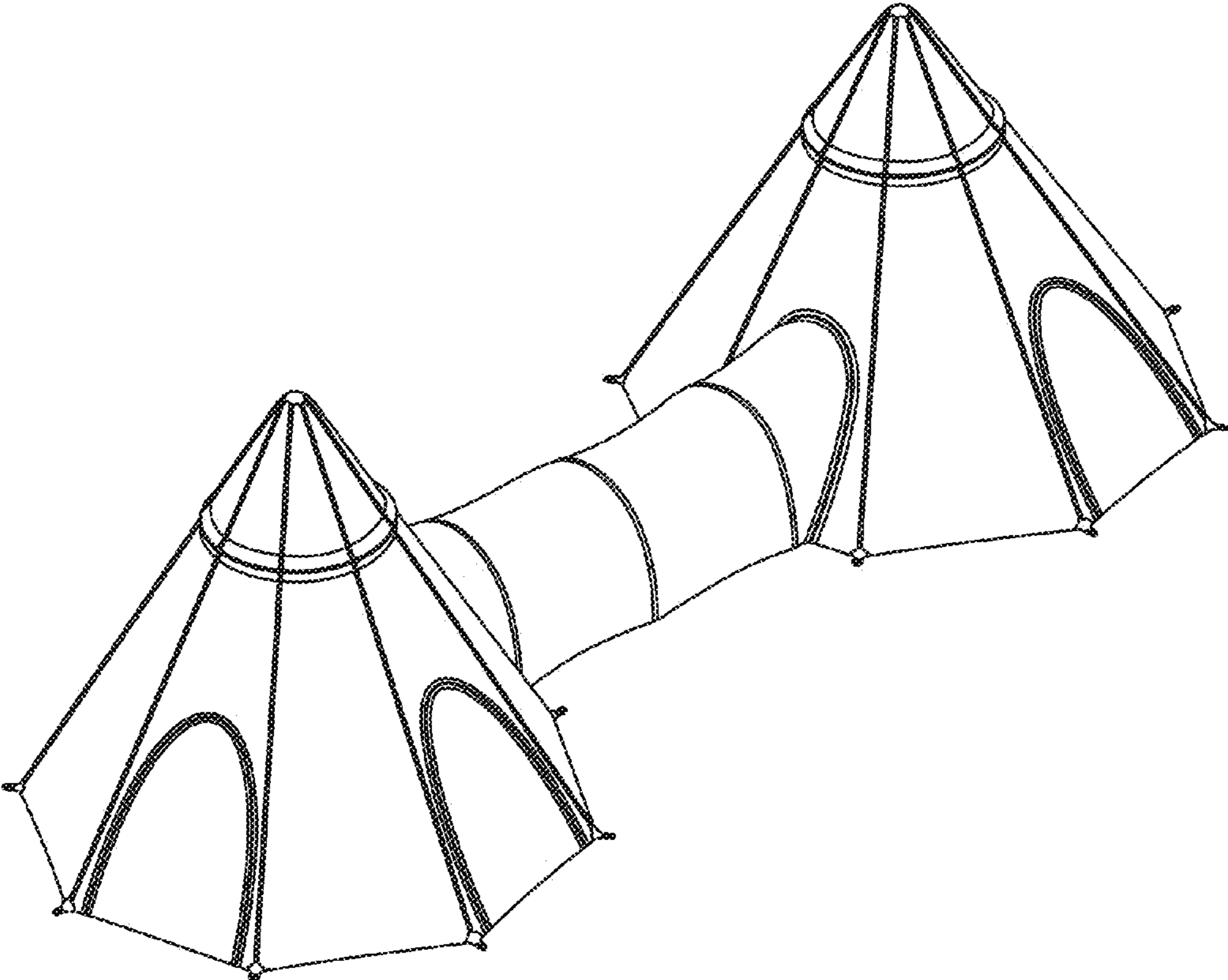


Fig. 8

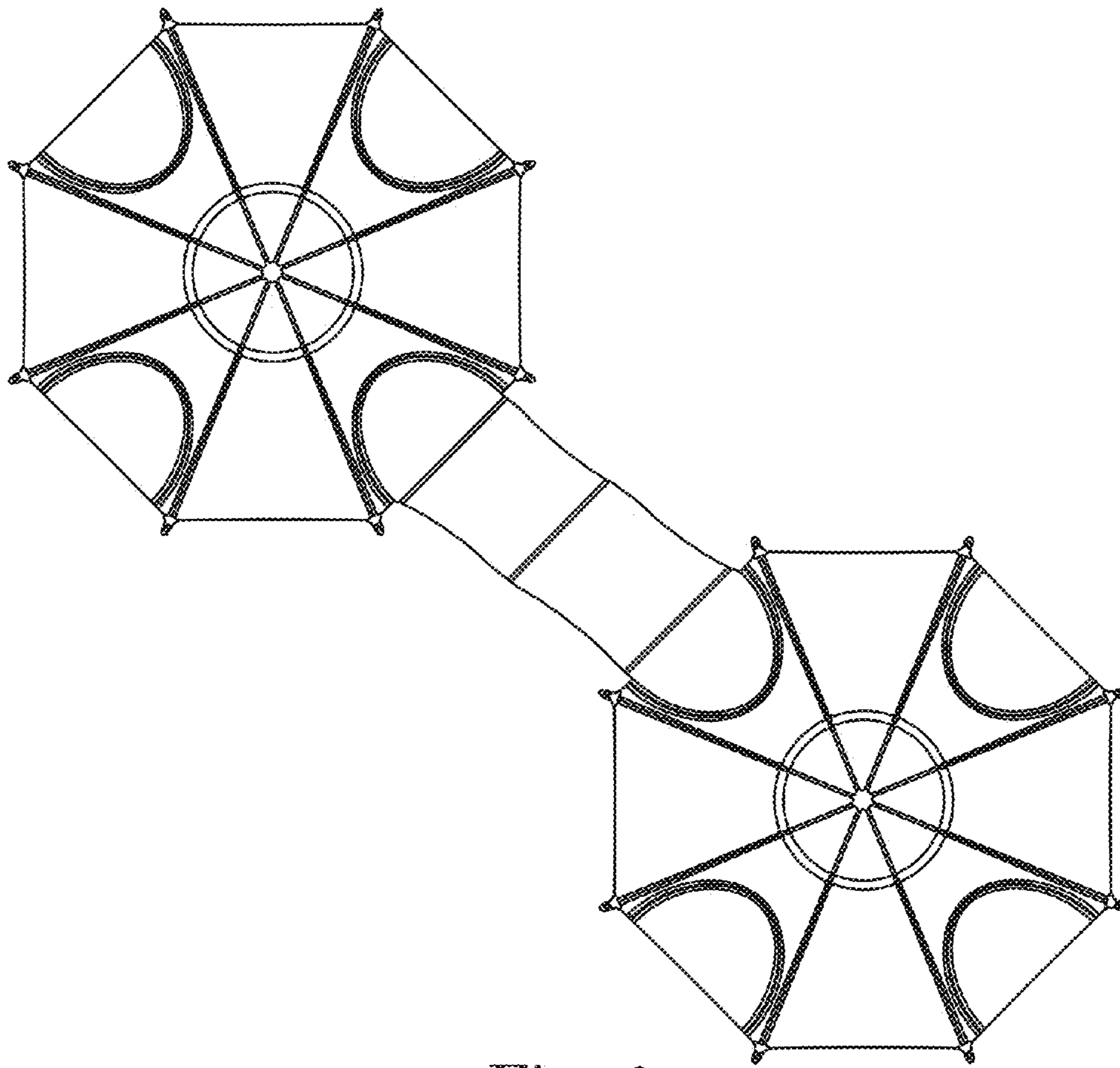


Fig. 9