



US00D692062S

(12) **United States Design Patent**
Lvov

(10) **Patent No.:** **US D692,062 S**
(45) **Date of Patent:** **** Oct. 22, 2013**

(54) **BOARD GAME SET**

(71) Applicant: **Mikhail Jurjevich Lvov**, St. Petersburg (RU)

(72) Inventor: **Mikhail Jurjevich Lvov**, St. Petersburg (RU)

(**) Term: **14 Years**

(21) Appl. No.: **29/433,125**

(22) Filed: **Sep. 26, 2012**

(30) **Foreign Application Priority Data**

Apr. 28, 2012 (RU) 2012501357

(51) **LOC (9) Cl.** **21-01**

(52) **U.S. Cl.**
USPC **D21/349**

(58) **Field of Classification Search**
USPC D21/376-384, 490, 502; 273/236-287,
273/288-291

See application file for complete search history.

(56) **References Cited**

U.S. PATENT DOCUMENTS

283,869 A * 8/1883 Dibble 273/261
529,582 A * 11/1894 Beaman 273/261
D247,380 S * 2/1978 Strozewski D21/365

* cited by examiner

Primary Examiner — George D Kirschbaum

(74) *Attorney, Agent, or Firm* — Nadya Reingand

(57) **CLAIM**

The ornamental design for a board game set, as shown and described.

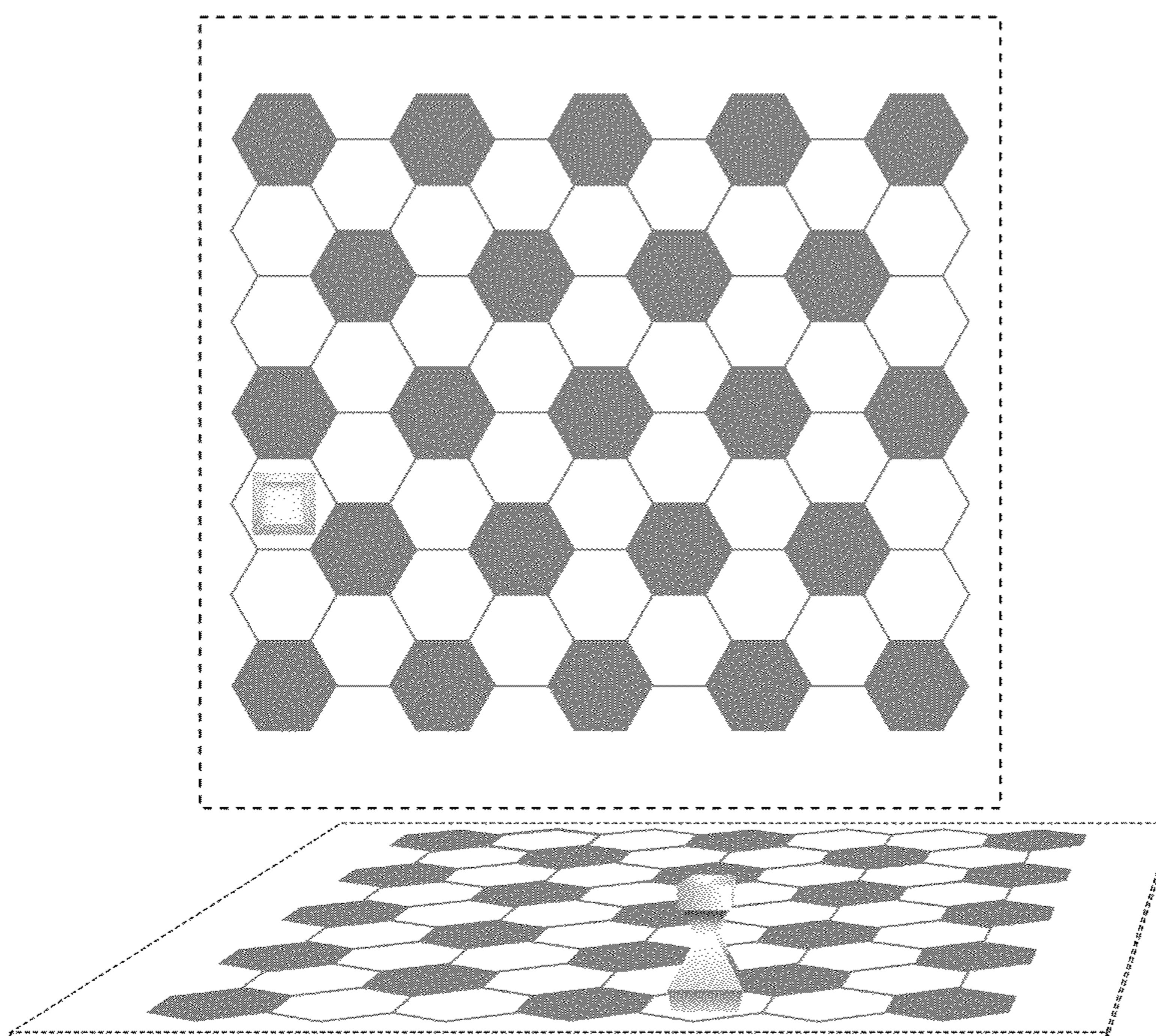
DESCRIPTION

FIG. 1 is a top plan view of a board game set, including a board and a first game piece, showing my new design;
FIG. 2 is a perspective view thereof;
FIG. 3 is a perspective view of a second game piece thereof;
FIG. 4 is a top plan view of the game piece as shown in FIG. 3 thereof;
FIG. 5 is a perspective view of a third game piece thereof;
FIG. 6 is a top plan view of the game piece as shown in FIG. 5 thereof;
FIG. 7 is a perspective view of a fourth game piece thereof;
FIG. 8 is a top plan view of the game piece as shown in FIG. 7 thereof;
FIG. 9 is a perspective view of a fifth game piece thereof;
FIG. 10 is a top plan view of the game piece as shown in FIG. 9 thereof;
FIG. 11 is a perspective view of a sixth game piece thereof;
FIG. 12 is a top plan view of the game piece as shown in FIG. 11 thereof;
FIG. 13 is a perspective view of the first game piece thereof; and,
FIG. 14 is a top plan view of the game piece as shown in FIG. 13 thereof.

It is understood that the solid shading represents contrasting colors.

In the drawings, the broken lines indicate environmental structure and form no part of the claim.

1 Claim, 3 Drawing Sheets



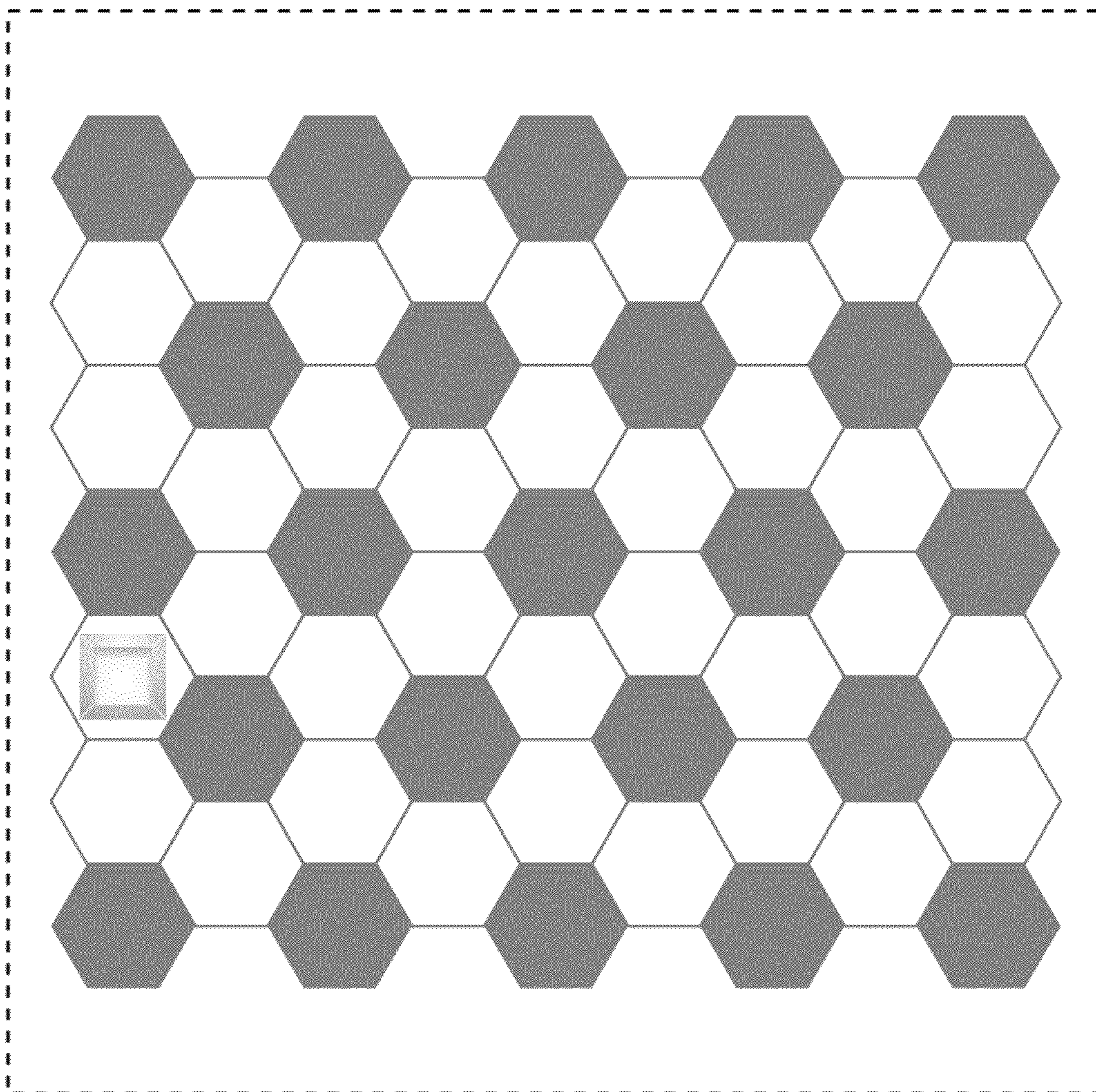


FIG. 1

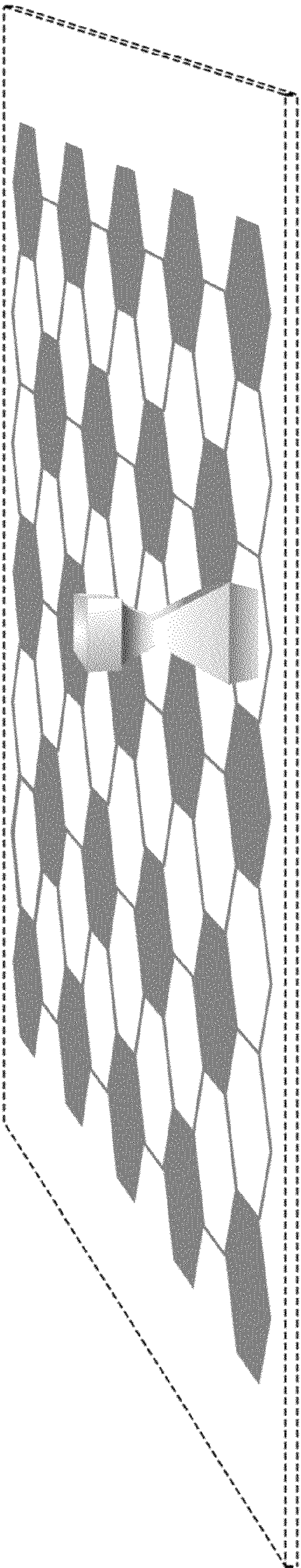


FIG. 2




FIG. 3




FIG. 5




FIG. 7

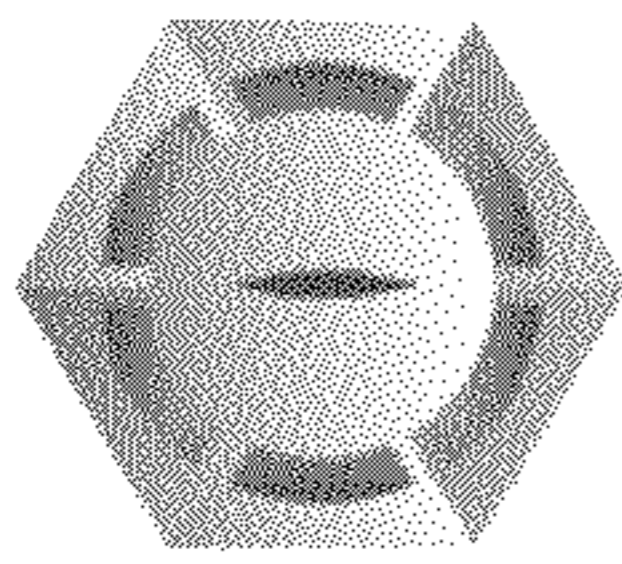


FIG. 4

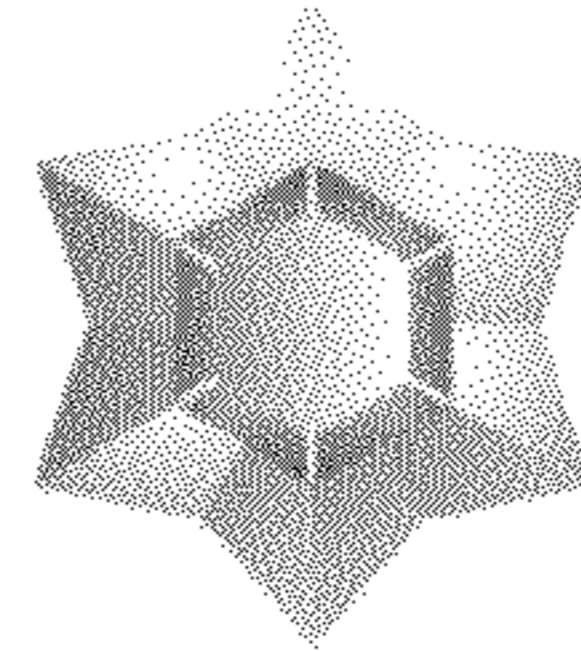


FIG. 6

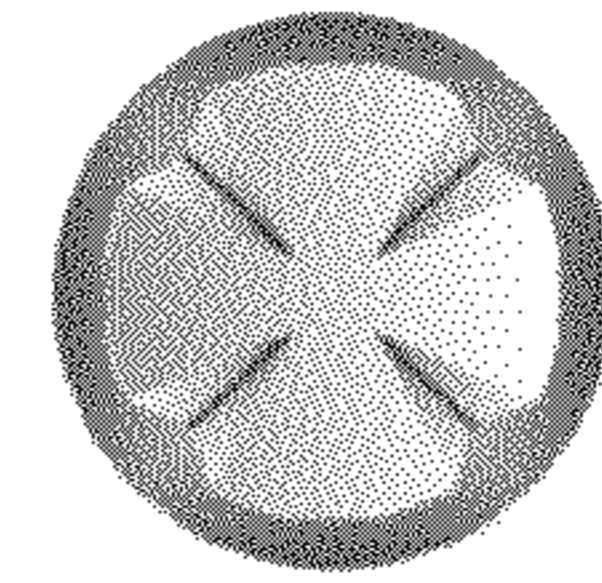


FIG. 8

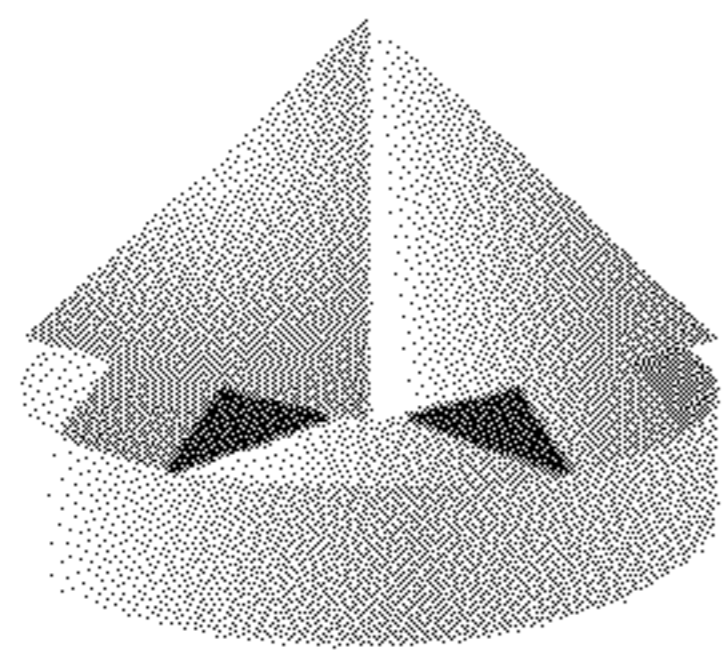


FIG. 9

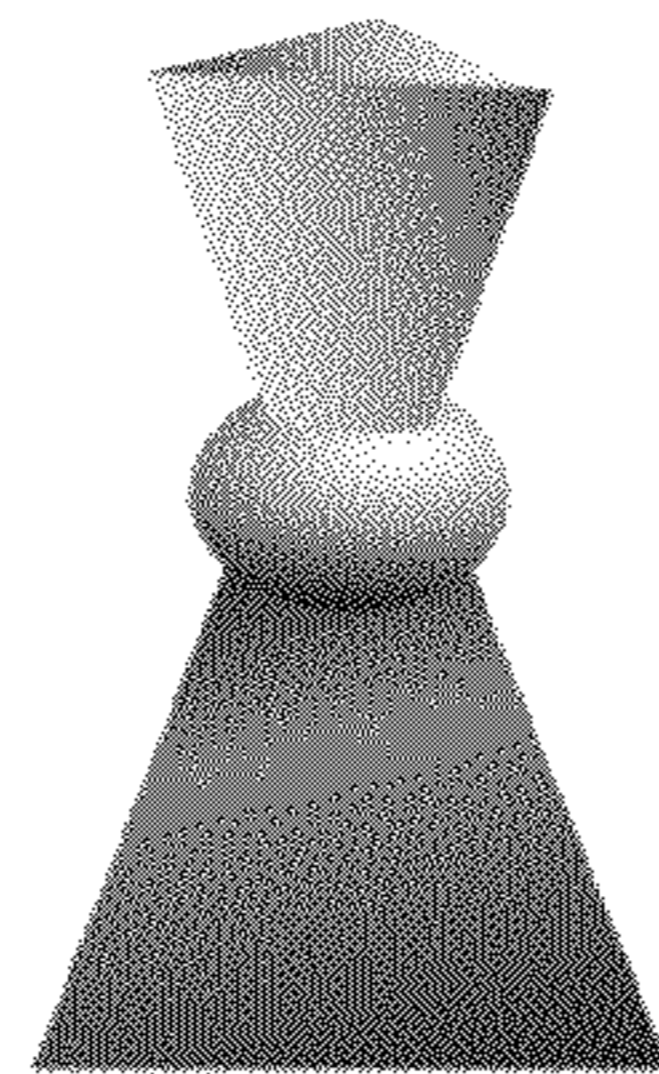


FIG. 11




FIG. 13




FIG. 10

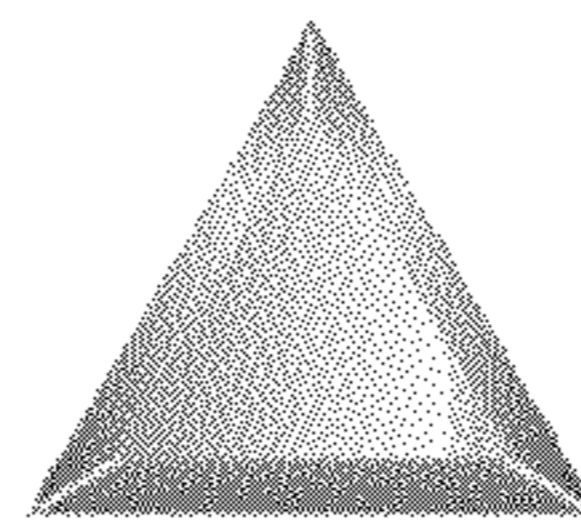


FIG. 12

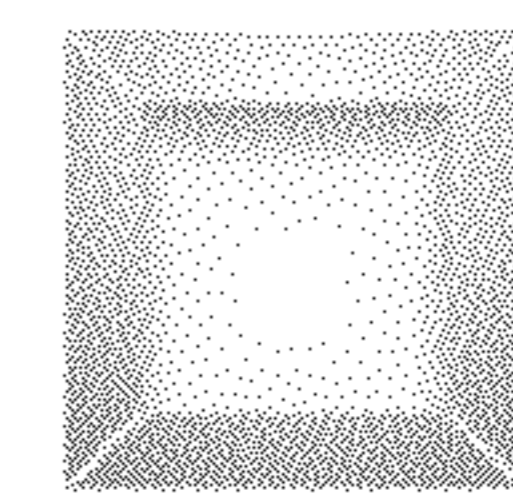


FIG. 14