



US00D692033S

(12) **United States Design Patent**
Choi et al.

(10) **Patent No.:** **US D692,033 S**
(45) **Date of Patent:** **** Oct. 22, 2013**

(54) **REFRIGERATOR**

(75) Inventors: **Hyung Yong Choi**, Kyungki-Do (KR);
Se-Hwan Park, Seoul (KR); **Seojin Park**, Seoul (KR); **Eun Ha Choi**, Seoul (KR); **Ri-Na Sin**, Seoul (KR)

(73) Assignee: **Samsung Electronics Co., Ltd.**,
Suwon-Si (KR)

(**) Term: **14 Years**

(21) Appl. No.: **29/428,242**

(22) Filed: **Jul. 27, 2012**

(51) **LOC (9) Cl.** **15-07**

(52) **U.S. Cl.**
USPC **D15/86**

(58) **Field of Classification Search**
USPC D15/79, 81, 84–88, 91; 62/3.6,
62/246–255, 3.63, 3.64, 293, 467, 339,
62/373, 457, 265, 331, 337; 312/400–409,
312/139.2, 236, 297, 116, 117
See application file for complete search history.

(56) **References Cited**

U.S. PATENT DOCUMENTS

D190,453 S *	5/1961	Munz et al.	D15/86
D541,828 S *	5/2007	Nishibori et al.	D15/87
D615,564 S *	5/2010	Kristiansen et al.	D15/86
D629,021 S *	12/2010	Cho et al.	D15/85
D647,927 S *	11/2011	Lee et al.	D15/85
D655,321 S *	3/2012	Lee et al.	D15/86
D657,805 S *	4/2012	Cho et al.	D15/86

D658,214 S *	4/2012	Seo et al.	D15/86
D658,215 S *	4/2012	Seo et al.	D15/86
D665,828 S *	8/2012	Hong et al.	D15/91
D666,636 S *	9/2012	Jidam et al.	D15/86
D668,696 S *	10/2012	Seo et al.	D15/86
D671,151 S *	11/2012	Seo et al.	D15/86
D671,572 S *	11/2012	Seo et al.	D15/86
D672,375 S *	12/2012	Lee et al.	D15/86
D673,191 S *	12/2012	Jidam et al.	D15/91
D674,415 S *	1/2013	Lee et al.	D15/86
D674,418 S *	1/2013	Seo et al.	D15/86
D678,922 S *	3/2013	Lee et al.	D15/86
D680,138 S *	4/2013	Seo et al.	D15/86
D681,695 S *	5/2013	Lee et al.	D15/86

* cited by examiner

Primary Examiner — Mitchell Siegel

(74) *Attorney, Agent, or Firm* — Ladas & Parry LLP

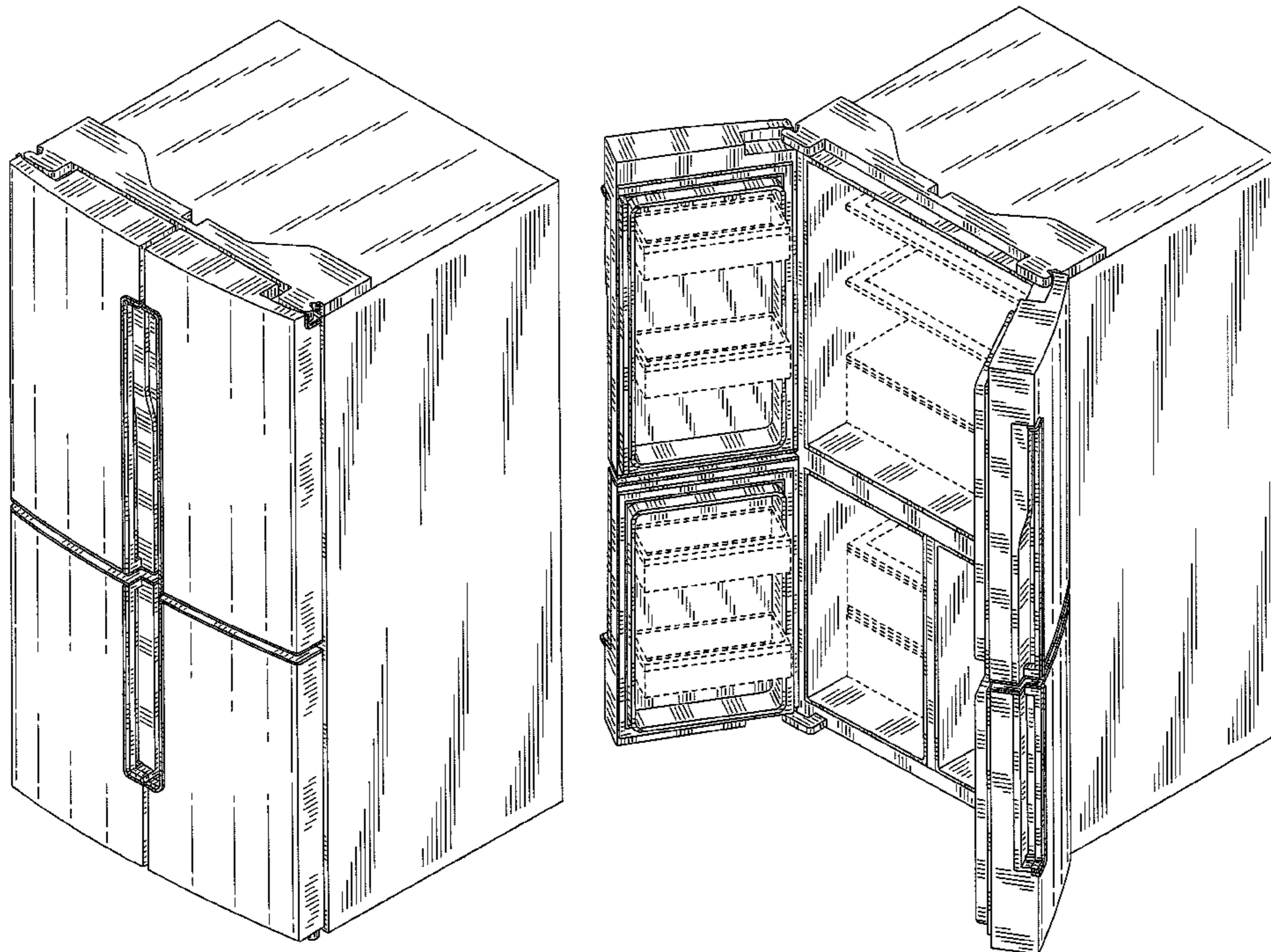
(57) **CLAIM**

We claim the ornamental design for a refrigerator, as shown.

DESCRIPTION

FIG. 1 is a front/right-side/top perspective view of a refrigerator showing our new design;
FIG. 2 is a front-side elevational view thereof;
FIG. 3 is a rear-side elevational view thereof;
FIG. 4 is a left-side elevational view thereof;
FIG. 5 is a top-side elevational view thereof;
FIG. 6 is a bottom-side elevational view thereof; and,
FIG. 7 is a perspective view thereof, the doors shown in an open position.
The broken line showing is included for the purpose of illustrating and forms no part of the claimed design.

1 Claim, 7 Drawing Sheets






FIG. 1

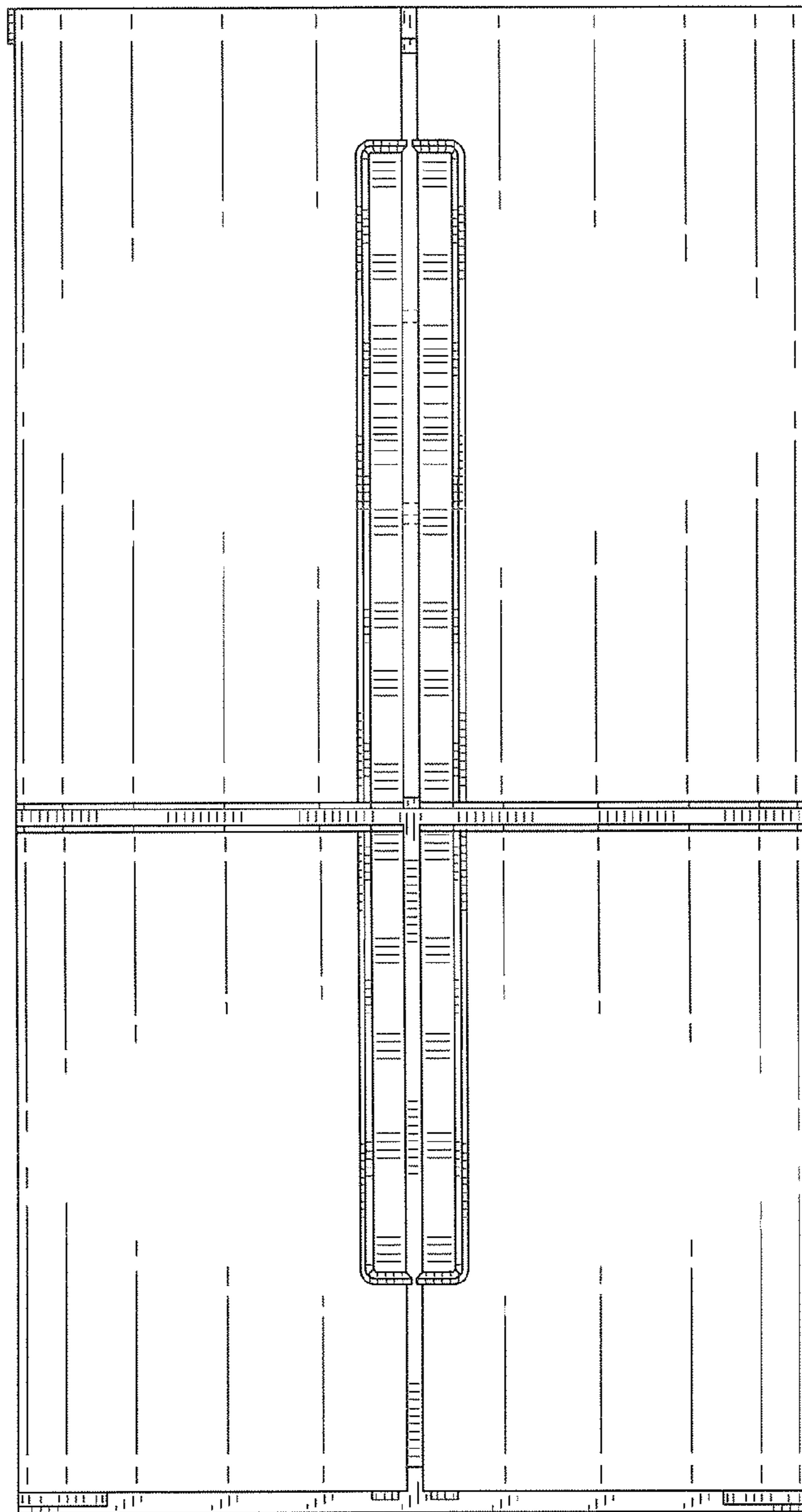


FIG. 2

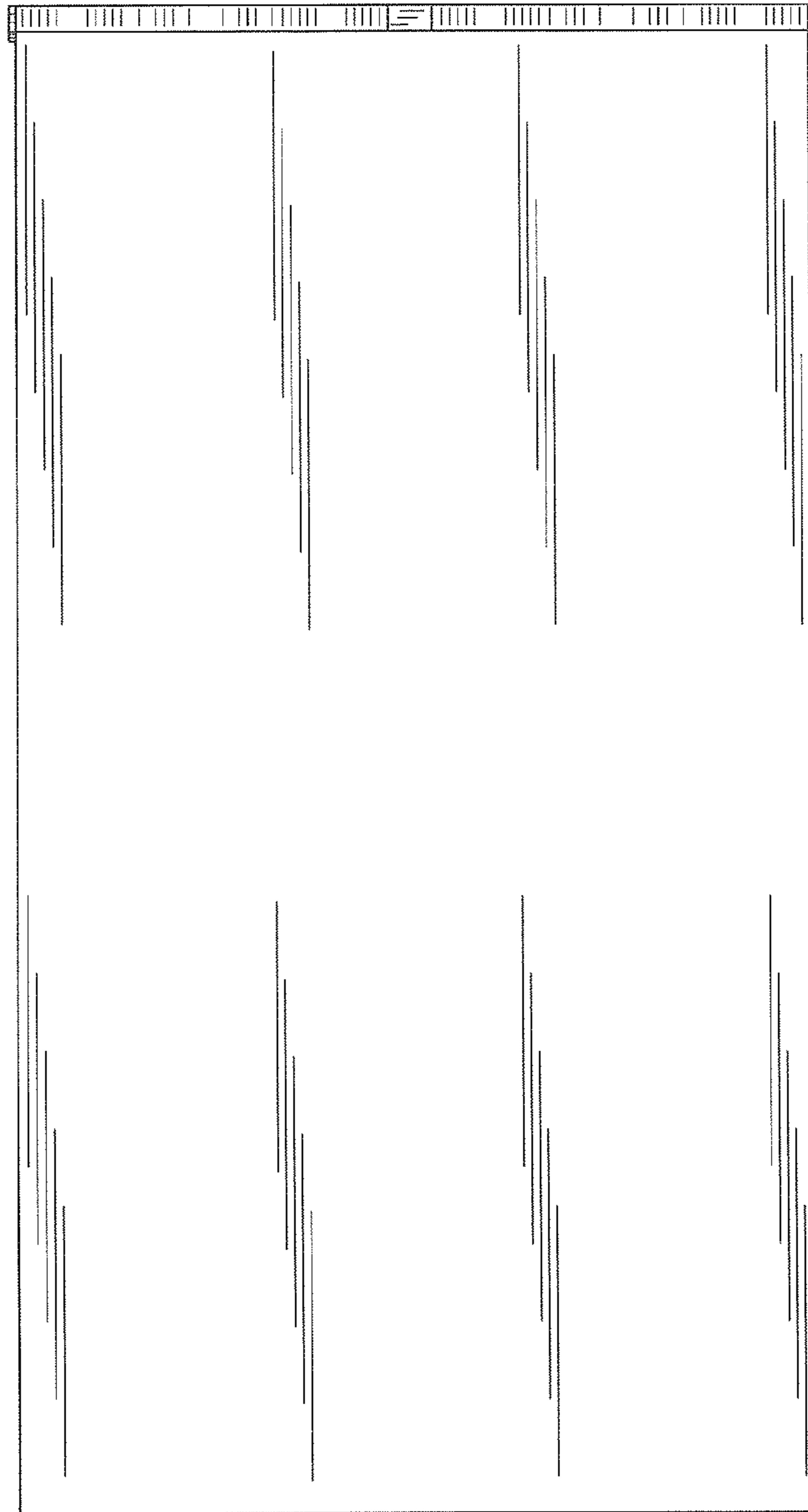


FIG. 3




FIG. 4

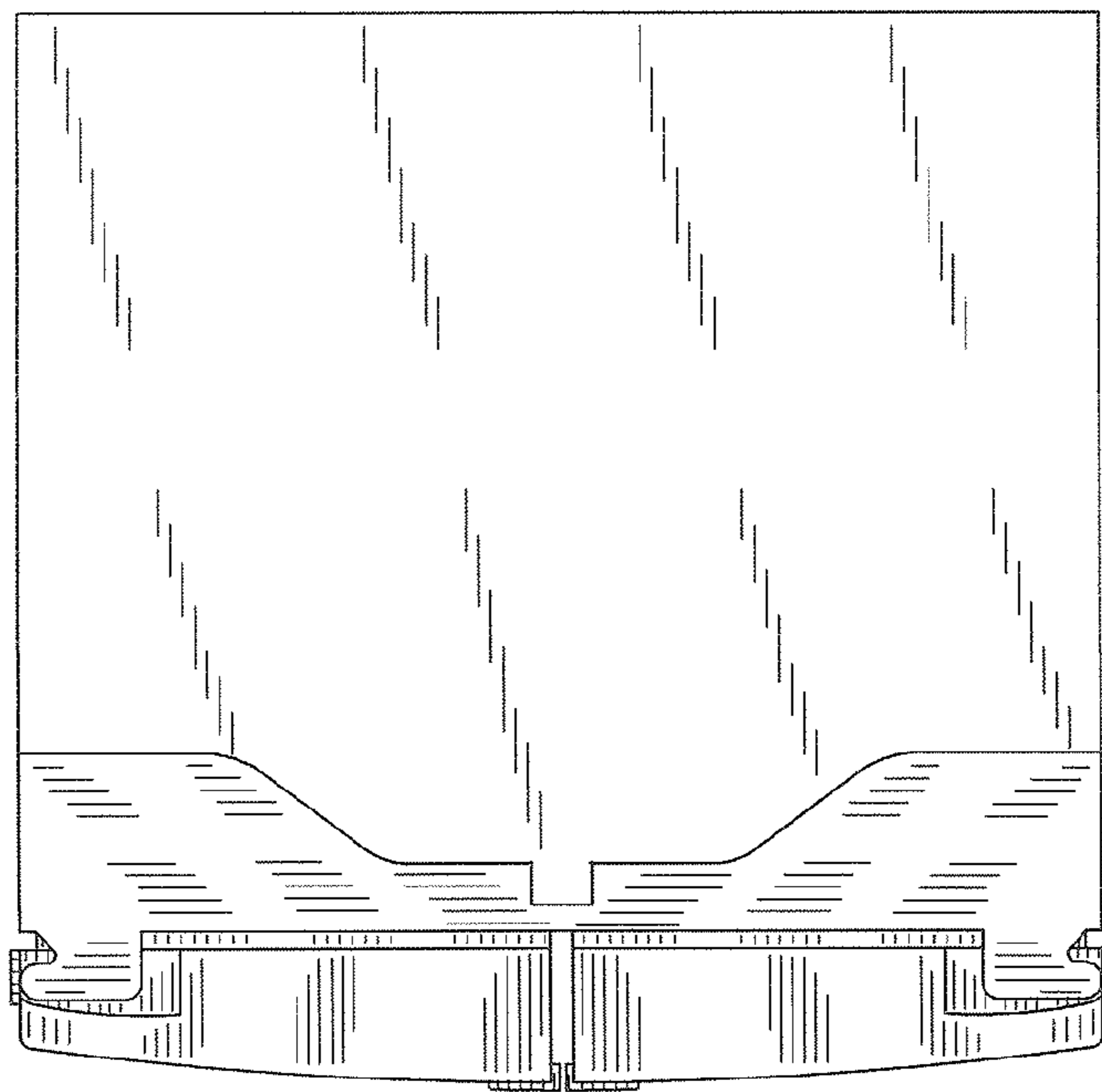


FIG. 5

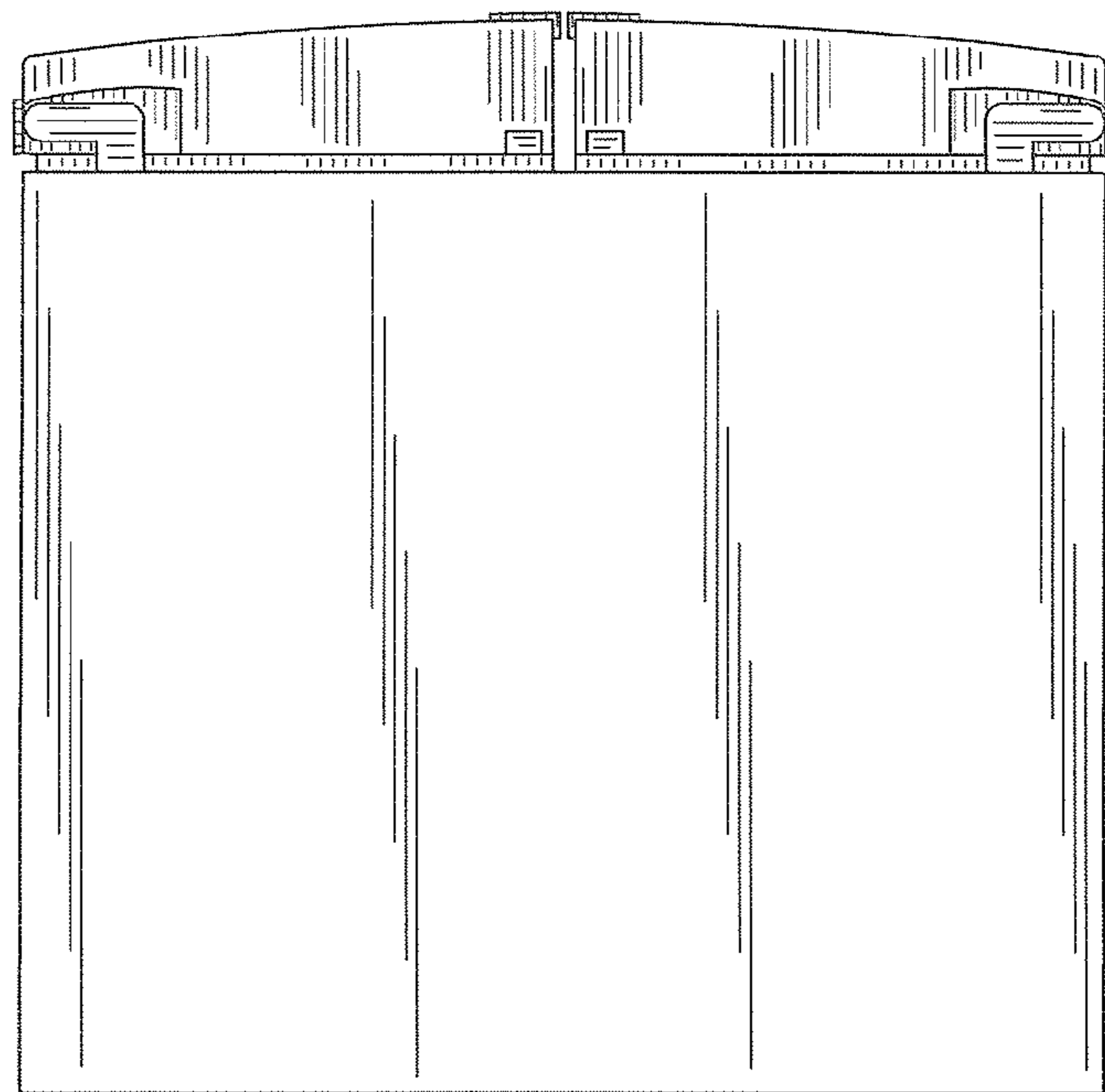


FIG. 6




FIG. 7