

US00D691993S

(12) **United States Design Patent**
Drew et al.

(10) **Patent No.:** **US D691,993 S**
(45) **Date of Patent:** **** Oct. 22, 2013**

(54) **COMPUTING DEVICE**

(56) **References Cited**

(71) Applicant: **Hewlett-Packard Development Company, L.P.**, Houston, TX (US)

(72) Inventors: **Paul L. Drew**, The Woodlands, TX (US); **John E. Youens**, Magnolia, TX (US)

(73) Assignee: **Hewlett-Packard Development Company, L.P.**, Houston, TX (US)

(**) Term: **14 Years**

(21) Appl. No.: **29/435,936**

(22) Filed: **Oct. 31, 2012**

(51) **LOC (9) Cl.** **14-02**

(52) **U.S. Cl.**
USPC **D14/314; D14/441**

(58) **Field of Classification Search**
USPC D14/240, 300, 301, 308, 313, 314, D14/348-356, 364-368, 441-446; D13/162, 184, 199; 312/223.1-223.3, 312/351.11; 360/99.01-99.12; 369/34.01-36.01; 361/679.31-679.33, 361/679.37, 679.39, 679.46, 679.53, 679.4, 361/679.41, 727

See application file for complete search history.

U.S. PATENT DOCUMENTS

D396,031	S	*	7/1998	Chiodo et al.	D14/308
D419,139	S	*	1/2000	Kohara	D14/308
6,549,398	B2	*	4/2003	Chen	361/679.58
D511,777	S	*	11/2005	Schmidt et al.	D14/441
D516,567	S	*	3/2006	Su et al.	D14/441
D585,440	S	*	1/2009	Alfonso et al.	D14/313
D635,563	S	*	4/2011	Brusca et al.	D14/301

* cited by examiner

Primary Examiner — Freda S Nunn

(57) **CLAIM**

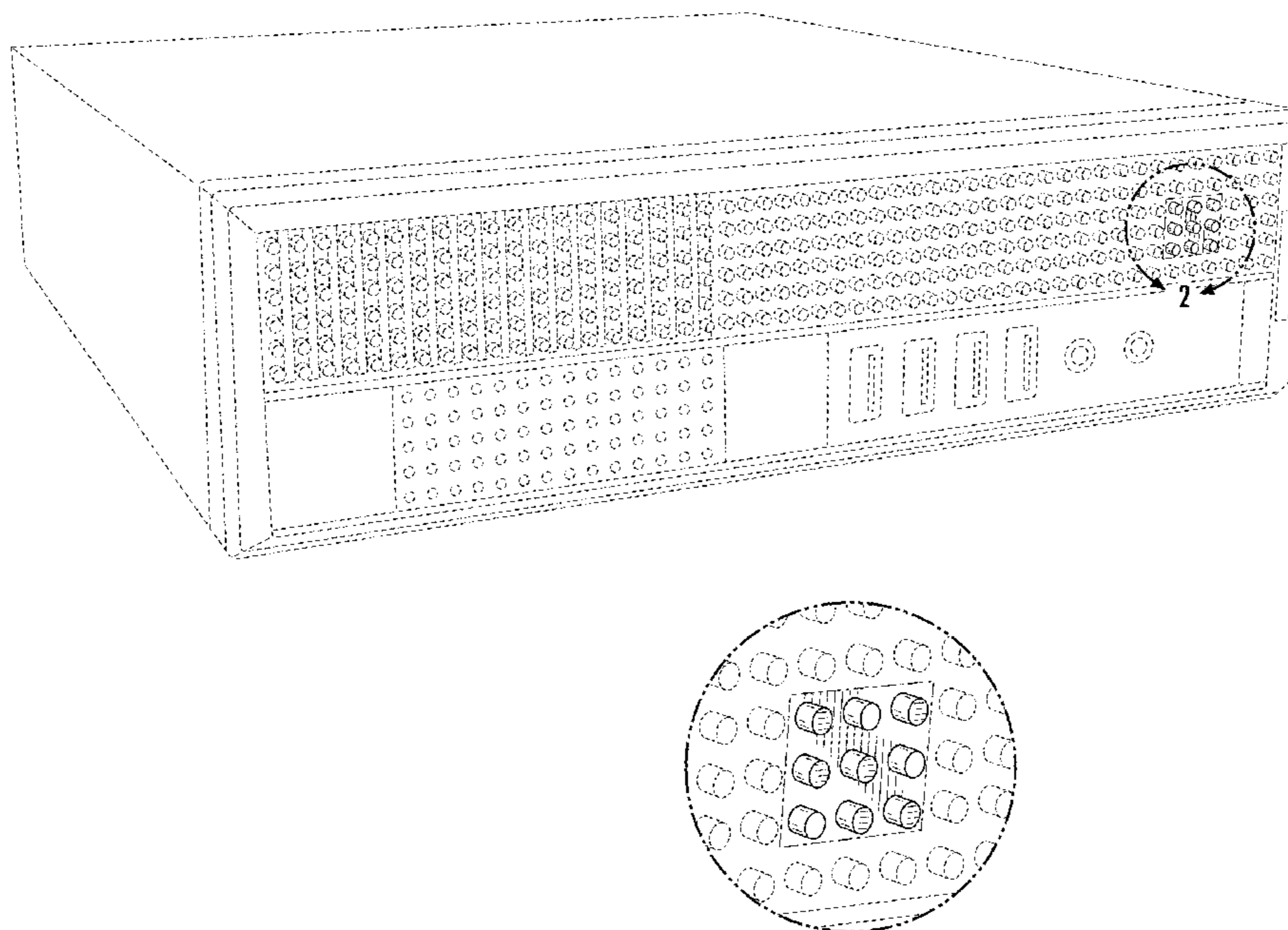
We claim the ornamental design for a computing device, as shown and described.

DESCRIPTION

FIG. 1 is a front perspective view of a computing device; FIG. 2 is an enlarged fragmentary section of the front perspective view thereof as indicated by item 2 in FIG. 1; FIG. 3 is a front view thereof; FIG. 4 is a cross-sectional view thereof taken along line 4-4 of FIG. 3; FIG. 5 is a front perspective view of another implementation of the computing device thereof; FIG. 6 is an enlarged fragmentary section of the front perspective view thereof as indicated by item 6 in FIG. 5; FIG. 7 is a front view thereof; and, FIG. 8 is a cross-sectional view thereof taken along line 8-8 in FIG. 7.

The broken lines in the drawings are shown for environment only and form no part of the claimed design. The short-dash, long-dash lines are boundary lines and form no part of the claimed design.

1 Claim, 4 Drawing Sheets



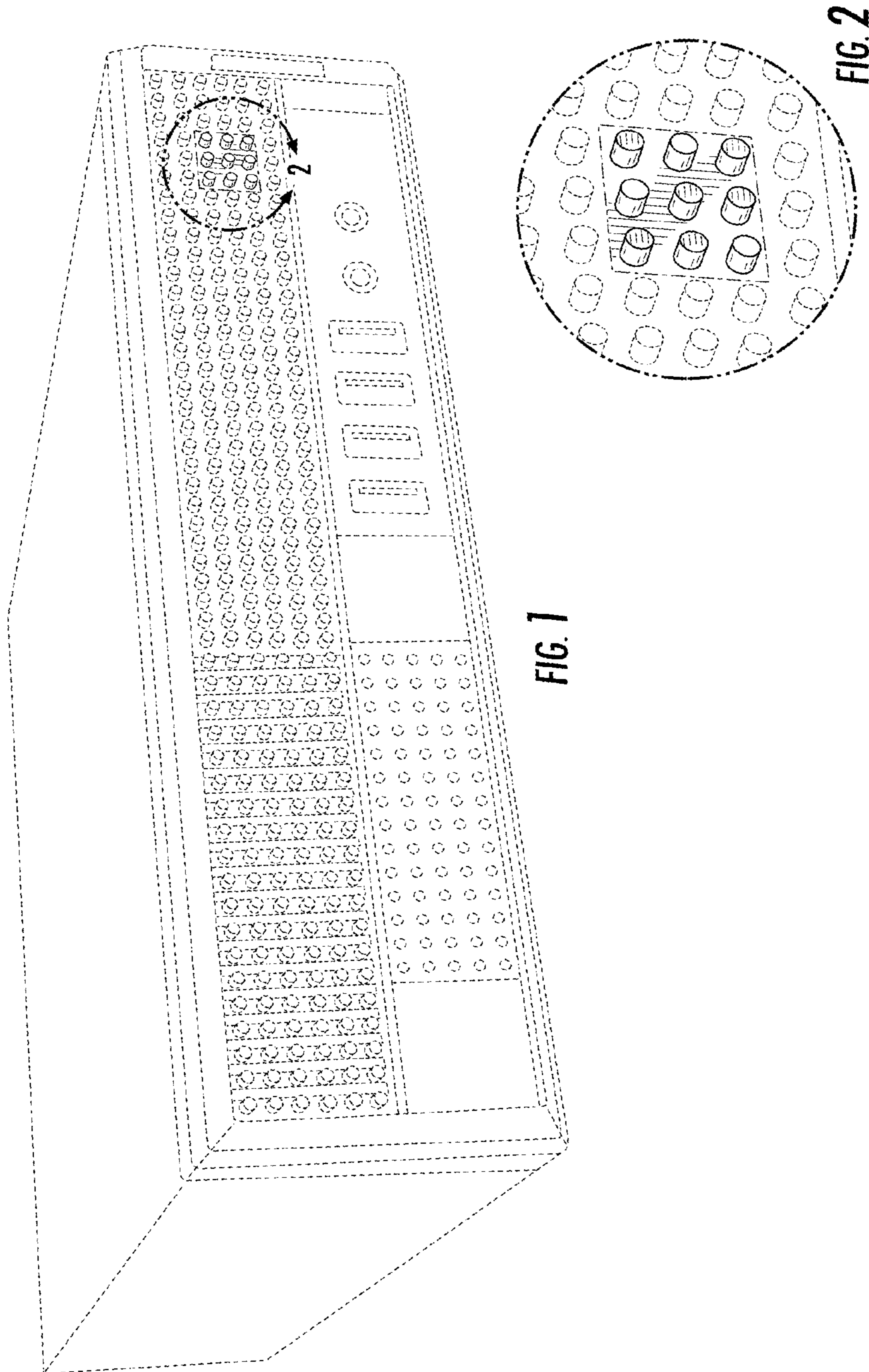


FIG. 1

FIG. 2

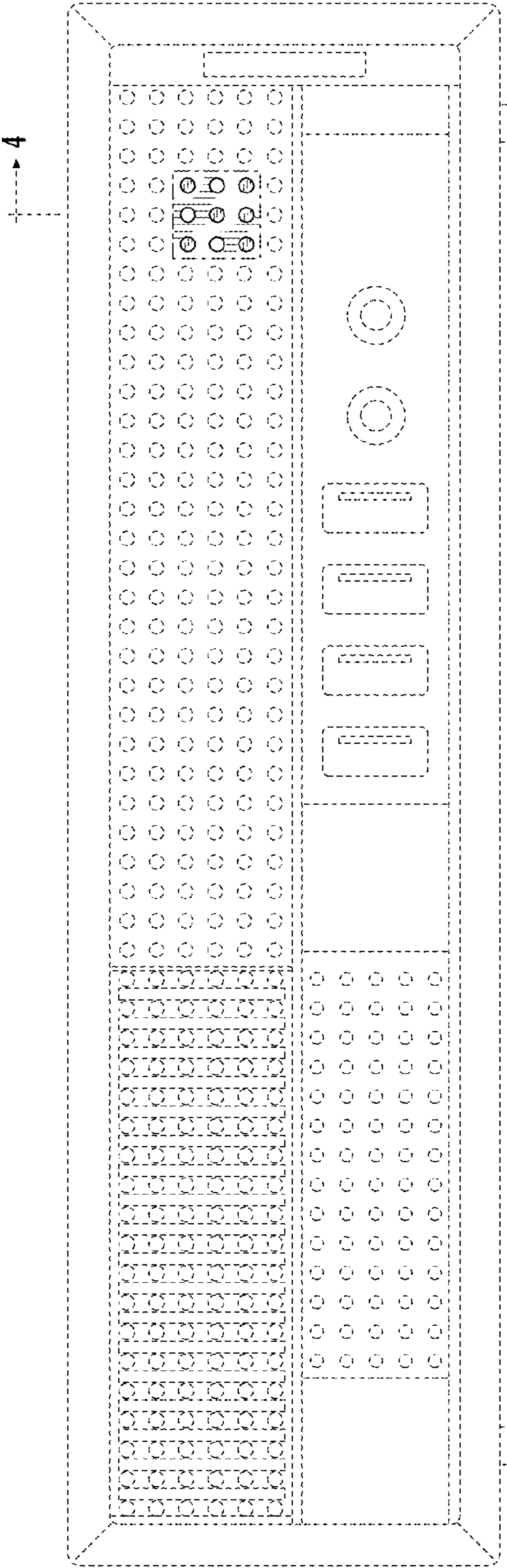


FIG. 3



FIG. 4

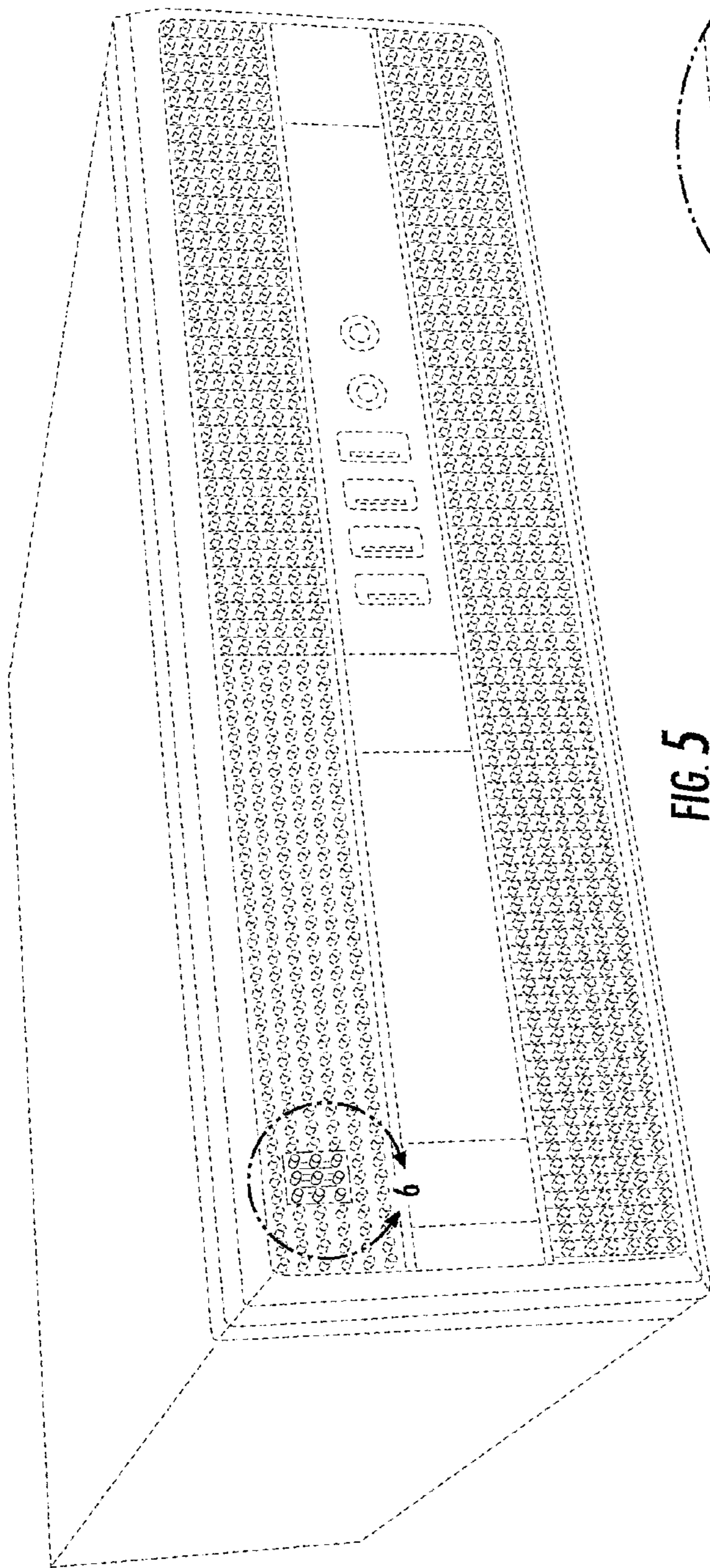


FIG. 5

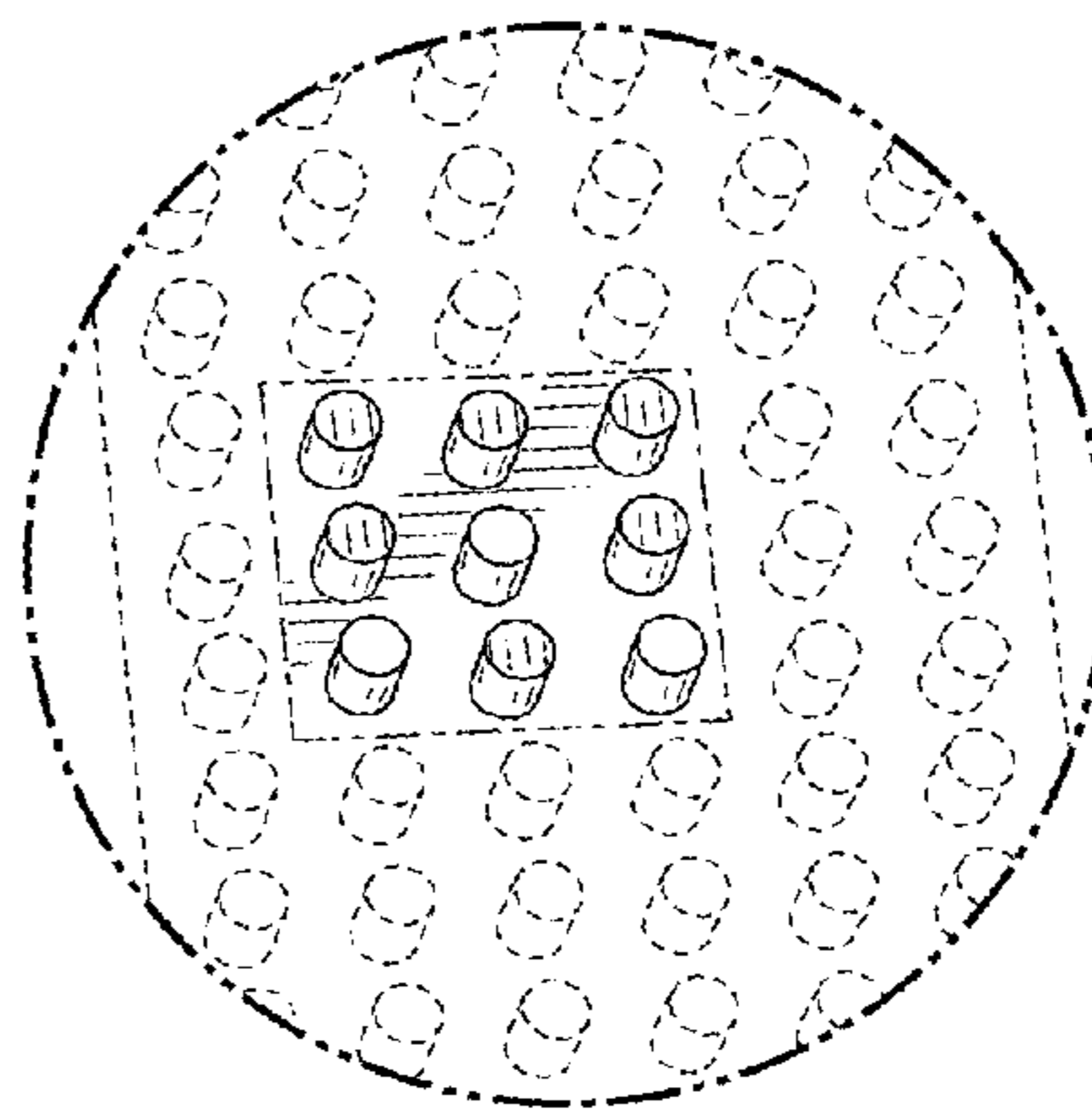


FIG. 6

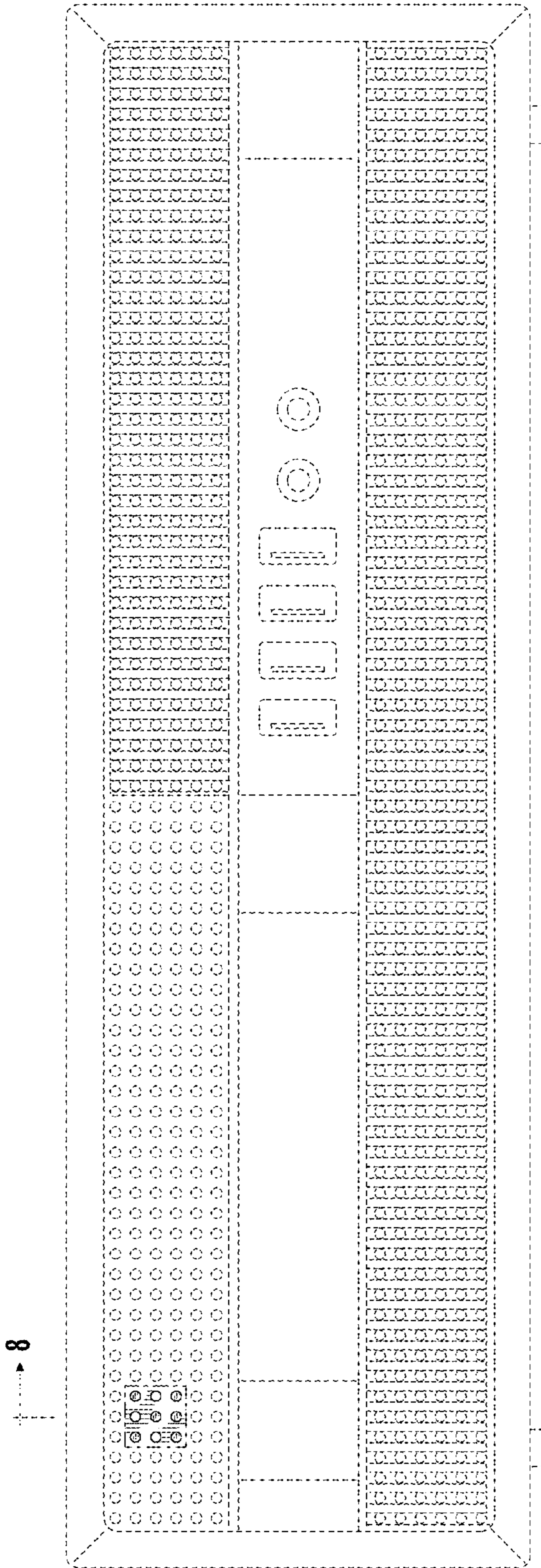


FIG. 7

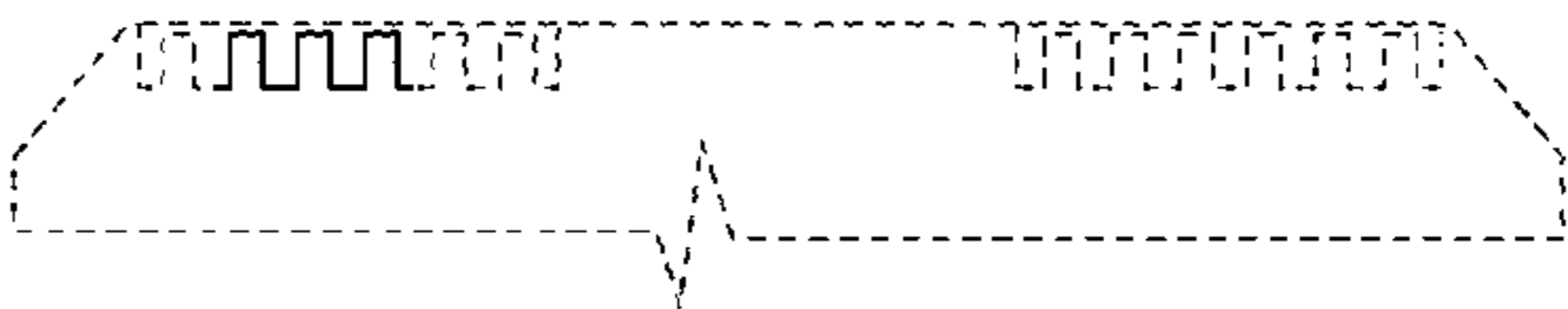


FIG. 8