



US00D691992S

(12) **United States Design Patent**
Murchison et al.

(10) **Patent No.:** **US D691,992 S**
(45) **Date of Patent:** **** Oct. 22, 2013**

- (54) **ELECTRONIC DEVICE SHELL**
- (71) Applicant: **Research In Motion Limited**, Waterloo (CA)
- (72) Inventors: **Ian James Murchison**, Ottawa (CA);
Anders Fahrendorff, Ottawa (CA);
Shannon Tyler Moore, Ayr (CA)
- (73) Assignee: **BlackBerry Limited**, Waterloo, Ontario (CA)

(**) Term: **14 Years**

(21) Appl. No.: **29/446,176**

(22) Filed: **Feb. 21, 2013**

(51) **LOC (9) Cl.** **14-03**

(52) **U.S. Cl.**
USPC **D14/250**

(58) **Field of Classification Search**
USPC D14/250–253, 440, 203.3–203.7, 217,
D14/496, 248, 238.1, 240, 447, 341–347,
D14/444; D13/103, 107–108, 119; D3/201,
D3/218, 247, 269, 273, 301, 303;
248/309.1, 371, 176.3, 668;
361/679.56, 679.3, 679.25, 816;
379/426, 433.11, 455; 455/575.1,
455/575.8; 206/305, 320; 320/108, 115;
429/96; 220/4.02; 150/165

See application file for complete search history.

(56) **References Cited**

U.S. PATENT DOCUMENTS

D528,126 S *	9/2006	Kim	D14/203.3
D592,201 S *	5/2009	Shi	D14/248
D621,393 S *	8/2010	Panahi et al.	D14/250
D621,807 S *	8/2010	Stone	D14/138 AA
D650,382 S *	12/2011	Huang	D14/341
D655,288 S *	3/2012	de Jong et al.	D14/341
D656,929 S *	4/2012	Hsiung	D14/250

D664,111 S *	7/2012	Ismail et al.	D14/137
D666,417 S *	9/2012	Phillips et al.	D3/303
D666,823 S *	9/2012	Phillips et al.	D3/303
8,286,789 B2 *	10/2012	Wilson et al.	206/320
D671,933 S *	12/2012	Rodgers	D14/250
D673,159 S *	12/2012	McCarthy et al.	D14/440
D674,798 S *	1/2013	Kim et al.	D14/440
D678,329 S *	3/2013	Lee et al.	D14/496
D678,330 S *	3/2013	Lee et al.	D14/496
D679,690 S *	4/2013	Fahrendorff et al.	D14/250
D682,260 S *	5/2013	Tages et al.	D14/250
D682,817 S *	5/2013	Murchison et al.	D14/250

OTHER PUBLICATIONS

Elago G5 Breath Case shown in Review of Best Samsung Galaxy S3 case: 24 to choose from, posted on May 3, 2013, <URL:http://www.techradar.com/news/phone-and-communications/mobile-phones/best-samsung-galaxy-s3-case-24-to-choose-from-1148322>, retrieved from internet on Jun. 15, 2013.*

* cited by examiner

Primary Examiner — Carla Jobe Wright


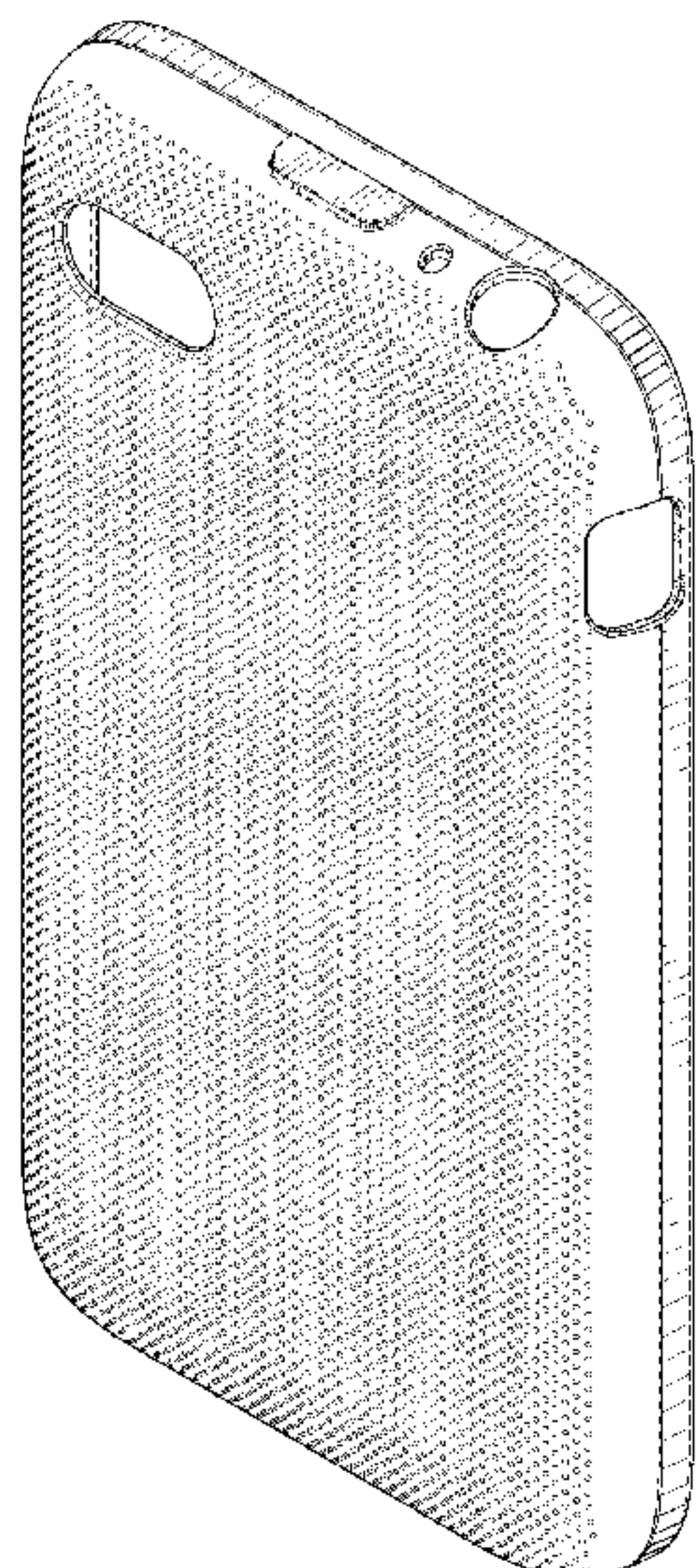
(57) **CLAIM**

The ornamental design for an electronic device shell, as shown and described.

DESCRIPTION

FIG. 1 is a front perspective view of an electronic device shell showing our new design;
FIG. 2 is a rear perspective view thereof;
FIG. 3 is an elevation view showing a front thereof;
FIG. 4 is an elevation view showing a rear thereof;
FIG. 5 is an elevation view showing a right side thereof;
FIG. 6 is another elevation view showing a left side thereof;
FIG. 7 is a top plan view thereof; and,
FIG. 8 is a bottom plan view thereof.
The broken lines shown in FIGS. 6 and 8 illustrate environment which forms no part of the claimed design.

1 Claim, 6 Drawing Sheets






FIG.1




FIG.2

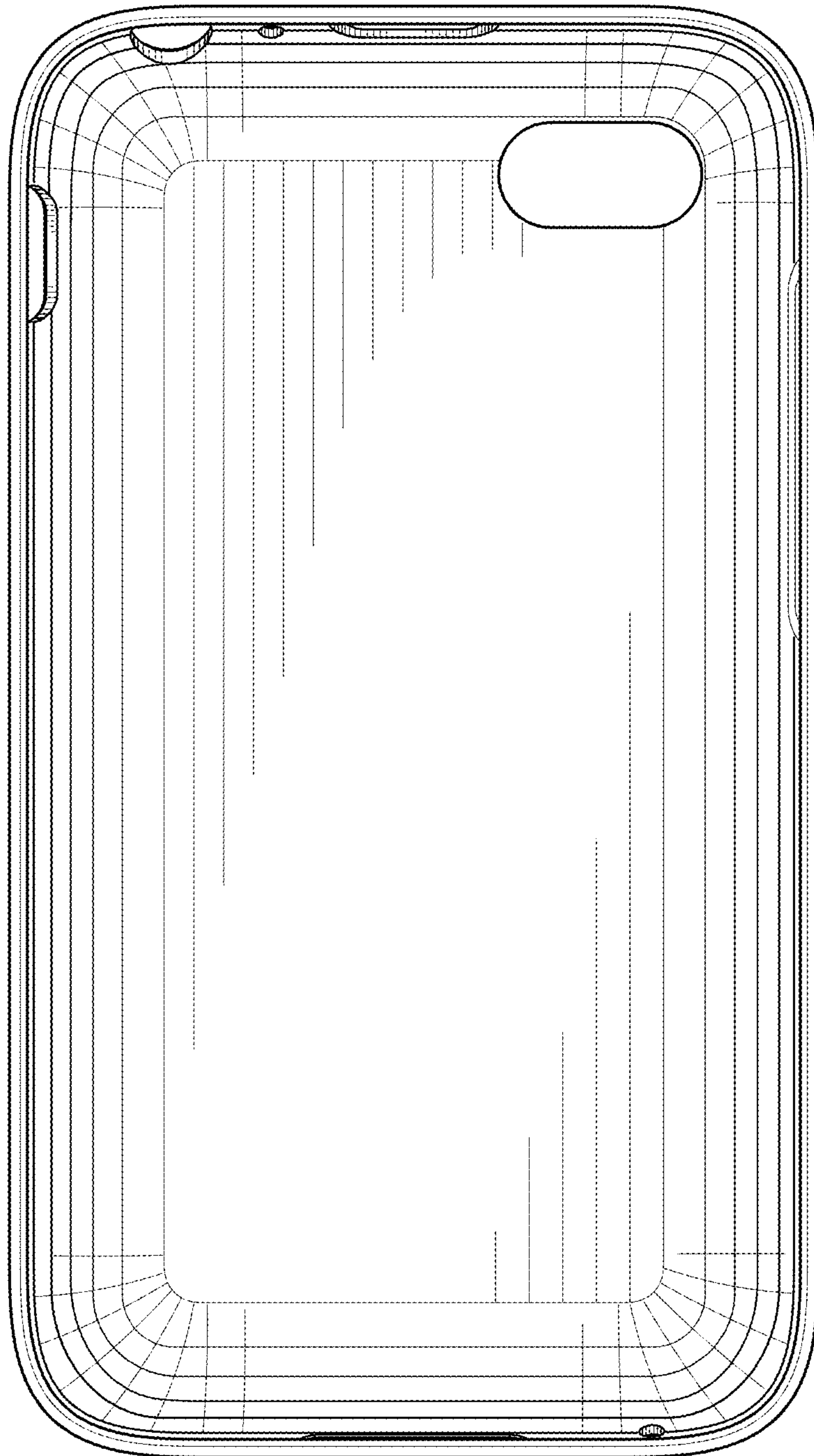


FIG.3




FIG.4

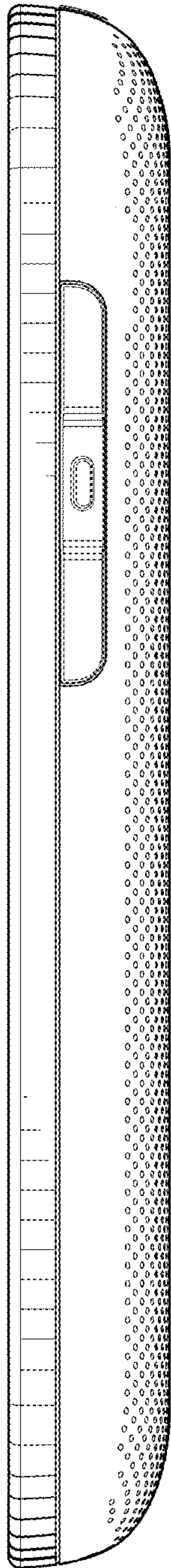


FIG.5

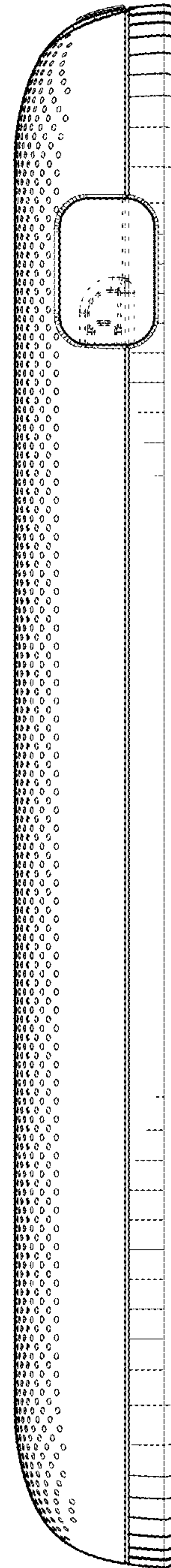


FIG.6

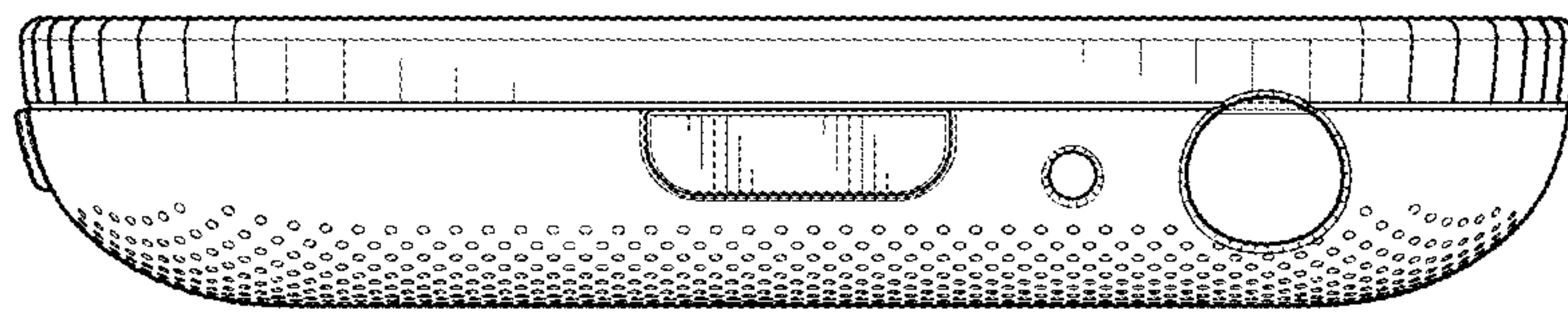


FIG. 7

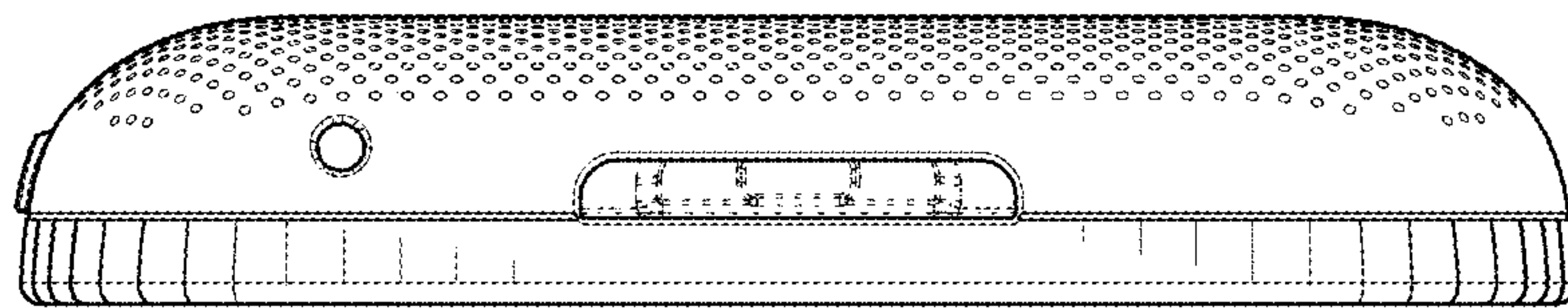


FIG. 8