



US00D691987S

(12) **United States Design Patent**
Peh

(10) **Patent No.:** **US D691,987 S**

(45) **Date of Patent:** **** Oct. 22, 2013**

(54) **REMOTE CONTROL UNIT**

(71) Applicant: **Koninklijke Philips Electronics N.V.**,
Eindhoven (NL)

(72) Inventor: **Beng Tee Peh**, Singapore (SG)

(73) Assignee: **Koninklijke Philips N.V.**, Eindhoven
(NL)

(**) Term: **14 Years**

(21) Appl. No.: **29/449,396**

(22) Filed: **Mar. 15, 2013**

(30) **Foreign Application Priority Data**

Sep. 19, 2012 (EM) 002105916-0001

(51) **LOC (9) Cl.** **14-03**

(52) **U.S. Cl.**
USPC **D14/218**

(58) **Field of Classification Search**
USPC D14/218, 455; D13/168; D21/566;
D10/104, 106; 345/169; 348/14.05,
348/114, 211.99, 734; 340/825.24; 341/22;
455/92, 95, 128, 151.1-151.4, 352,
455/355, FOR. 121; 700/65

See application file for complete search history.

(56) **References Cited**

U.S. PATENT DOCUMENTS

D417,219	S	*	11/1999	Barrette et al.	D14/218
D460,751	S	*	7/2002	Jensen et al.	D14/218
D482,664	S	*	11/2003	Hunt et al.	D13/168
D499,395	S	*	12/2004	Hsu	D14/218
D508,482	S	*	8/2005	Pardo	D14/218
D521,501	S	*	5/2006	Miller et al.	D14/218
D522,495	S	*	6/2006	Papoula et al.	D14/218
D523,421	S	*	6/2006	Figuroa	D14/218
D607,846	S	*	1/2010	Daniels	D13/168
D619,564	S	*	7/2010	Maruska et al.	D14/218
D628,986	S	*	12/2010	VanDuyen et al.	D14/218
D628,988	S	*	12/2010	Yu	D14/218
D629,392	S	*	12/2010	Chiu	D14/218
D639,276	S	*	6/2011	Loh	D14/218
D648,326	S	*	11/2011	Sung et al.	D14/218
D654,476	S	*	2/2012	Weitgasser	D14/218
D661,691	S	*	6/2012	Weitgasser	D14/218

* cited by examiner

Primary Examiner — John Windmuller

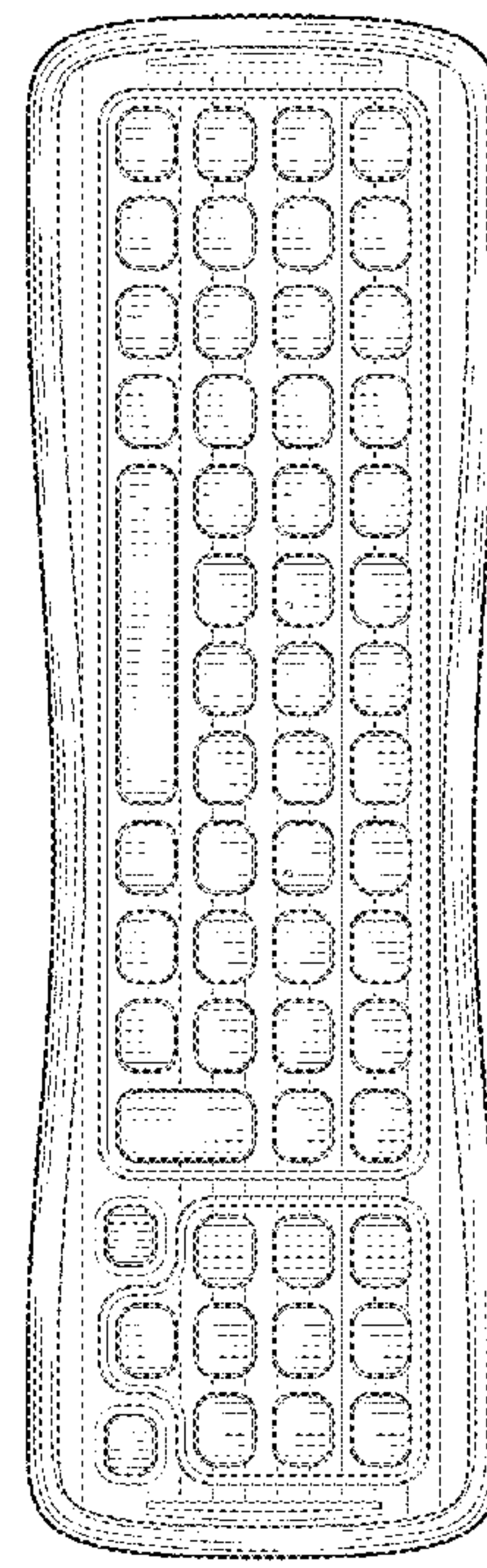
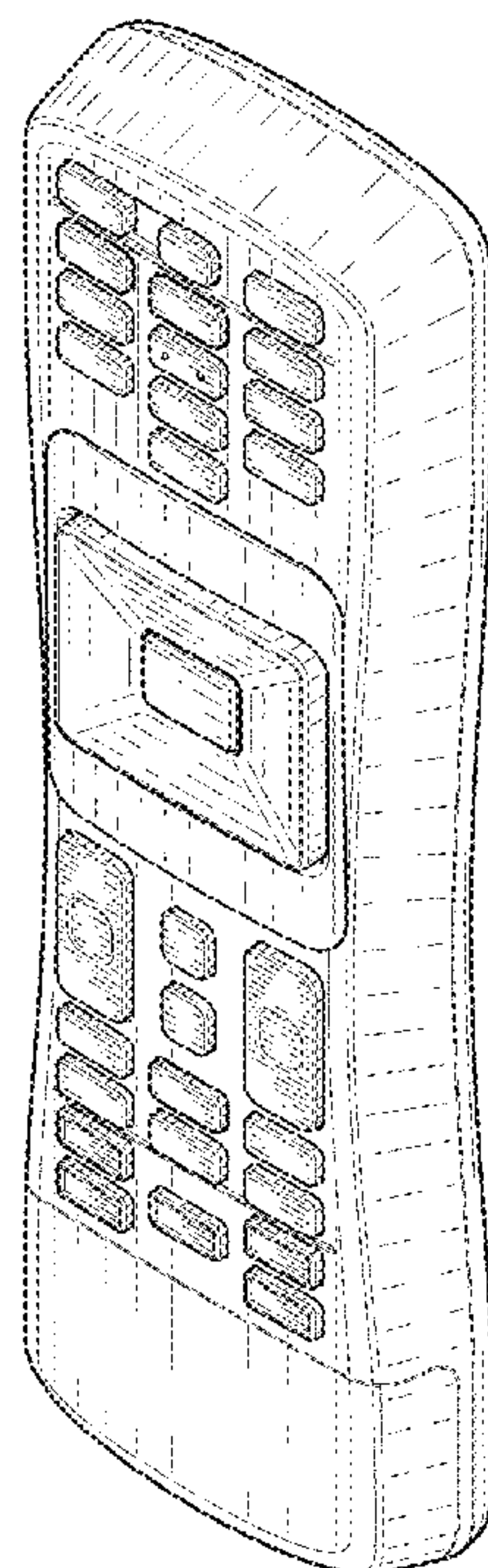
(57) **CLAIM**

The ornamental design for a remote control unit, as shown.

DESCRIPTION

FIG. 1 is a perspective view showing my design;
FIG. 2 is a front elevational view thereof;
FIG. 3 is a rear elevational view thereof;
FIG. 4 is a right side elevational view thereof;
FIG. 5 is a left side elevational view thereof;
FIG. 6 is a top plan view thereof; and,
FIG. 7 is a bottom plan view thereof.

1 Claim, 3 Drawing Sheets



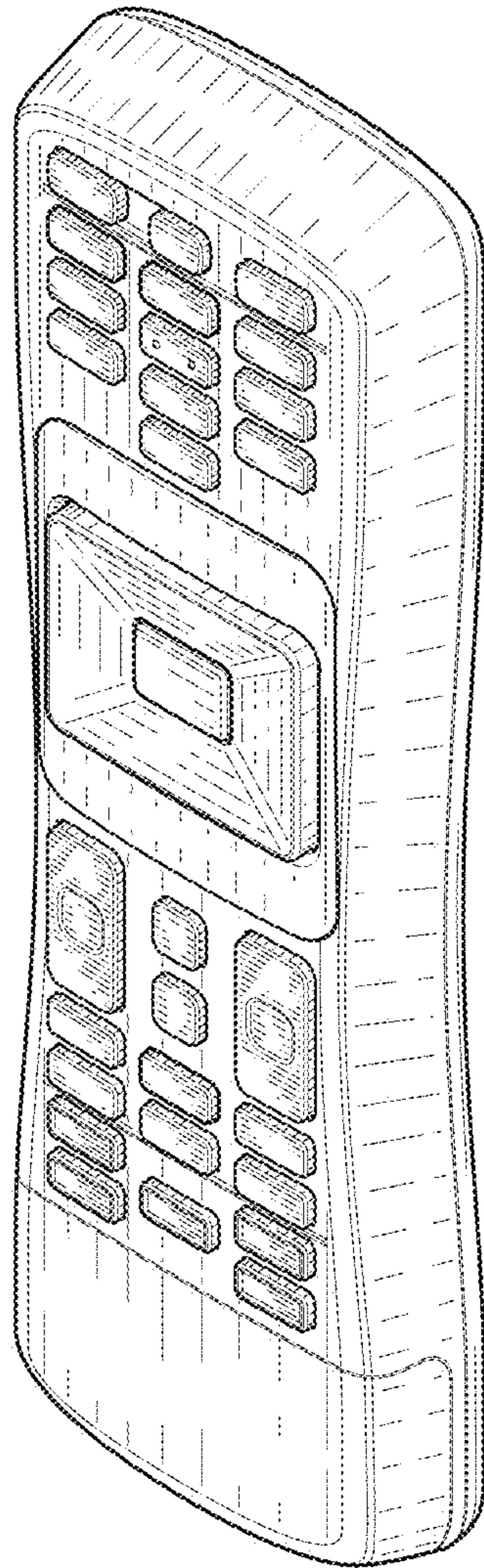


FIG. 1

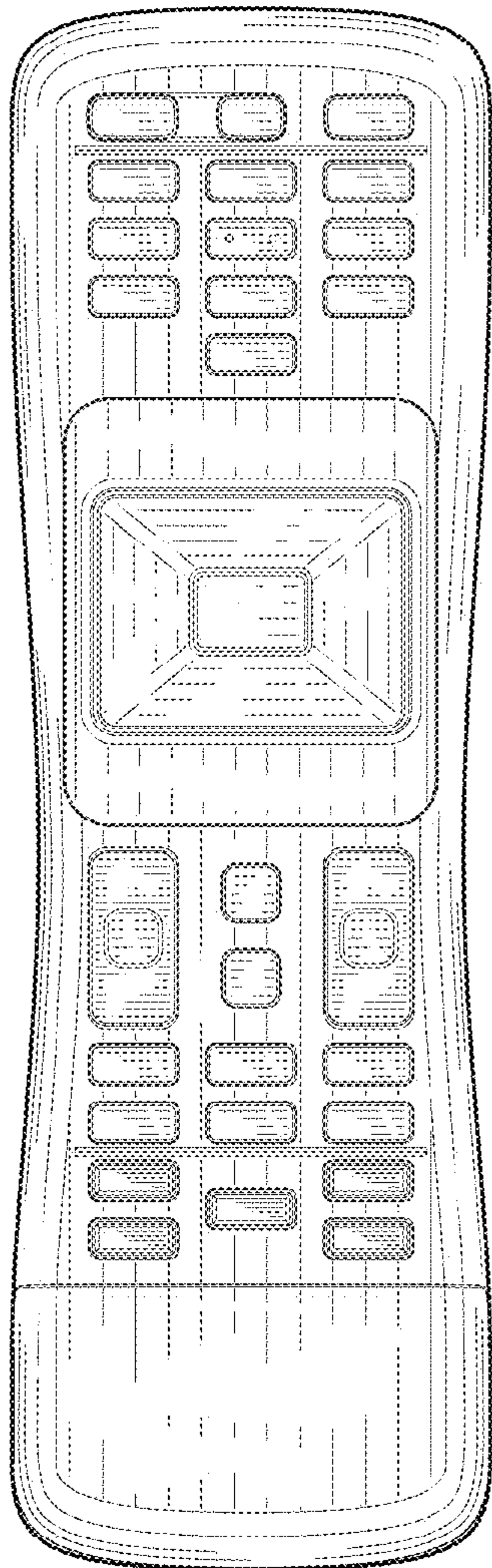


FIG. 2

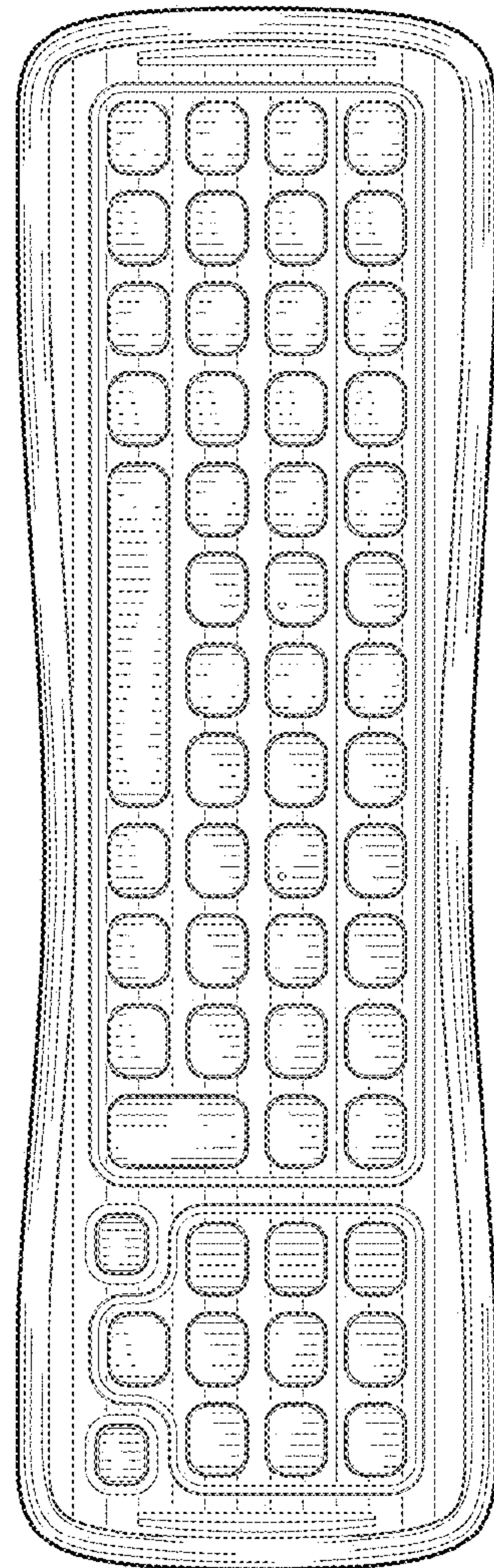


FIG. 3

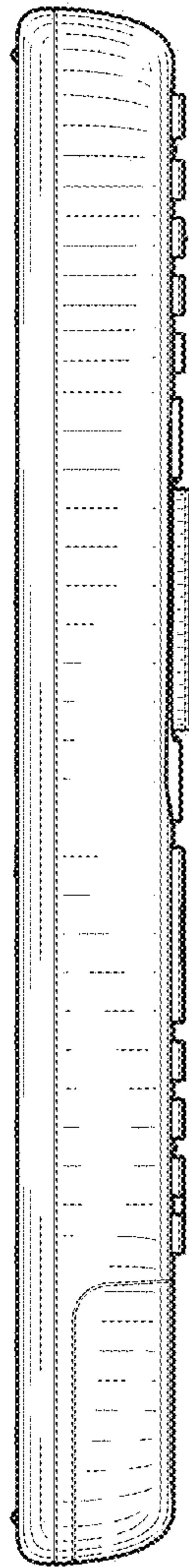


FIG. 4

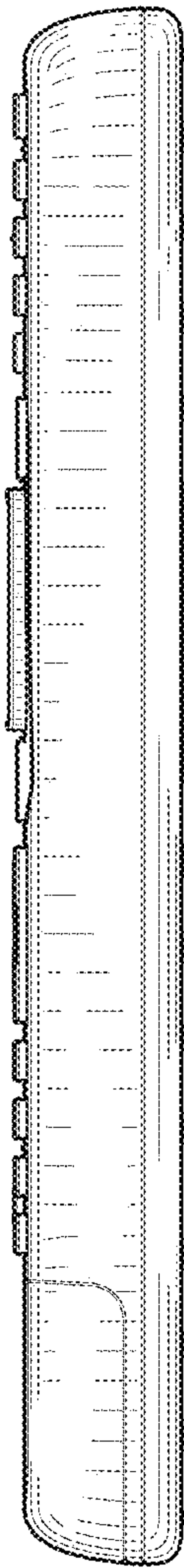


FIG. 5




FIG. 6

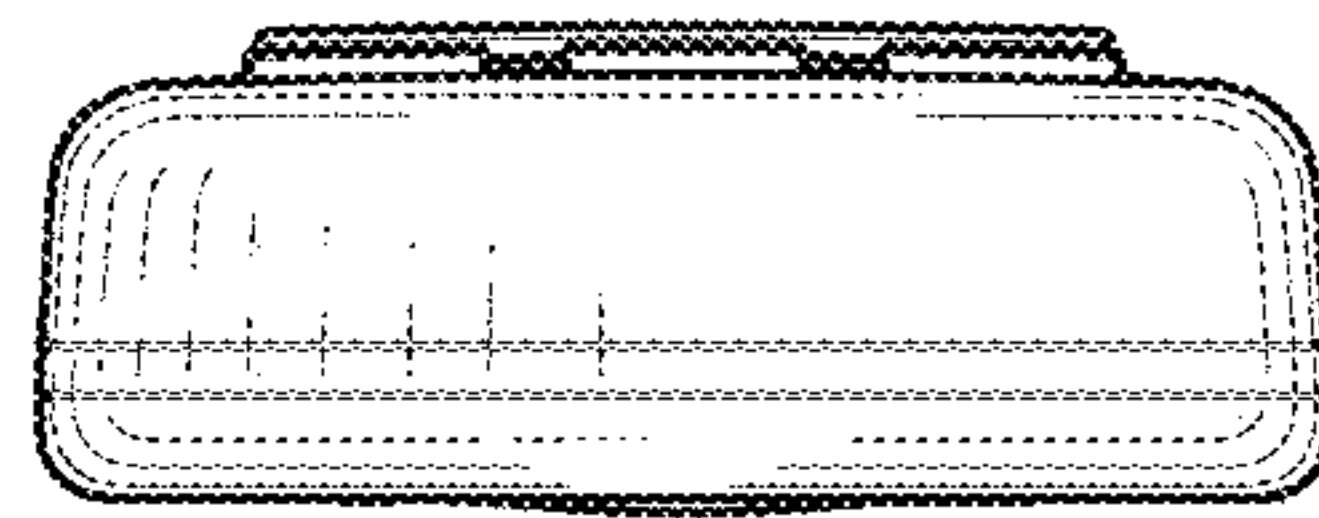


FIG. 7