



US00D691985S

(12) **United States Design Patent**
Andre et al.

(10) **Patent No.:** **US D691,985 S**
(45) **Date of Patent:** **** Oct. 22, 2013**

(54) **STAND**

(75) Inventors: **Bartley K. Andre**, Menlo Park, CA (US); **Daniel J. Coster**, San Francisco, CA (US); **Daniele De Iuliis**, San Francisco, CA (US); **Richard P. Howarth**, San Francisco, CA (US); **Jonathan P. Ive**, San Francisco, CA (US); **Duncan Robert Kerr**, San Francisco, CA (US); **Shin Nishibori**, Portola Valley, CA (US); **Matthew Dean Rohrbach**, San Francisco, CA (US); **Douglas B. Satzger**, Menlo Park, CA (US); **Calvin Q. Seid**, Palo Alto, CA (US); **Christopher J. Stringer**, Woodside, CA (US); **Eugene Antony Whang**, San Francisco, CA (US); **Rico Zorkendorfer**, San Francisco, CA (US)

(73) Assignee: **Apple Inc.**, Cupertino, CA (US)

(**) Term: **14 Years**

(21) Appl. No.: **29/386,479**

(22) Filed: **Mar. 1, 2011**

Related U.S. Application Data

(60) Continuation of application No. 29/351,166, filed on Dec. 1, 2009, now Pat. No. Des. 633,476, which is a division of application No. 29/339,486, filed on Jun. 30, 2009, now Pat. No. Des. 610,128, which is a continuation of application No. 29/304,900, filed on Mar. 10, 2008, now Pat. No. Des. 595,264, which is a continuation of application No. 29/270,883, filed on Jan. 5, 2007, now Pat. No. Des. 568,874, and a continuation of application No. 29/270,884, filed on Jan. 5, 2007, now Pat. No. Des. 571,360.

(51) **LOC (9) Cl.** **14-03**

(52) **U.S. Cl.**
USPC **D14/217**

(58) **Field of Classification Search**
USPC D14/142, 149, 155, 157, 188, 191-193,

D14/203.1-203.8, 217, 238.1, 251, 253,
D14/432-435.1, 447, 451, 474,
D14/480.1-480.7, 496; D13/107, 108, 118;
D3/218; 248/221.11, 309.1; 320/107,
320/110, 113-115; 361/600; 439/529, 534;
455/556.1-556.2, 557

See application file for complete search history.

(56) **References Cited**

U.S. PATENT DOCUMENTS

D358,821 S 5/1995 Hellier et al.
D361,069 S 8/1995 Hellier et al.
6,042,414 A 3/2000 Kunert

(Continued)

Primary Examiner — Keli L Hill

(74) *Attorney, Agent, or Firm* — Sterne, Kessler, Goldstein & Fox P.L.L.C.

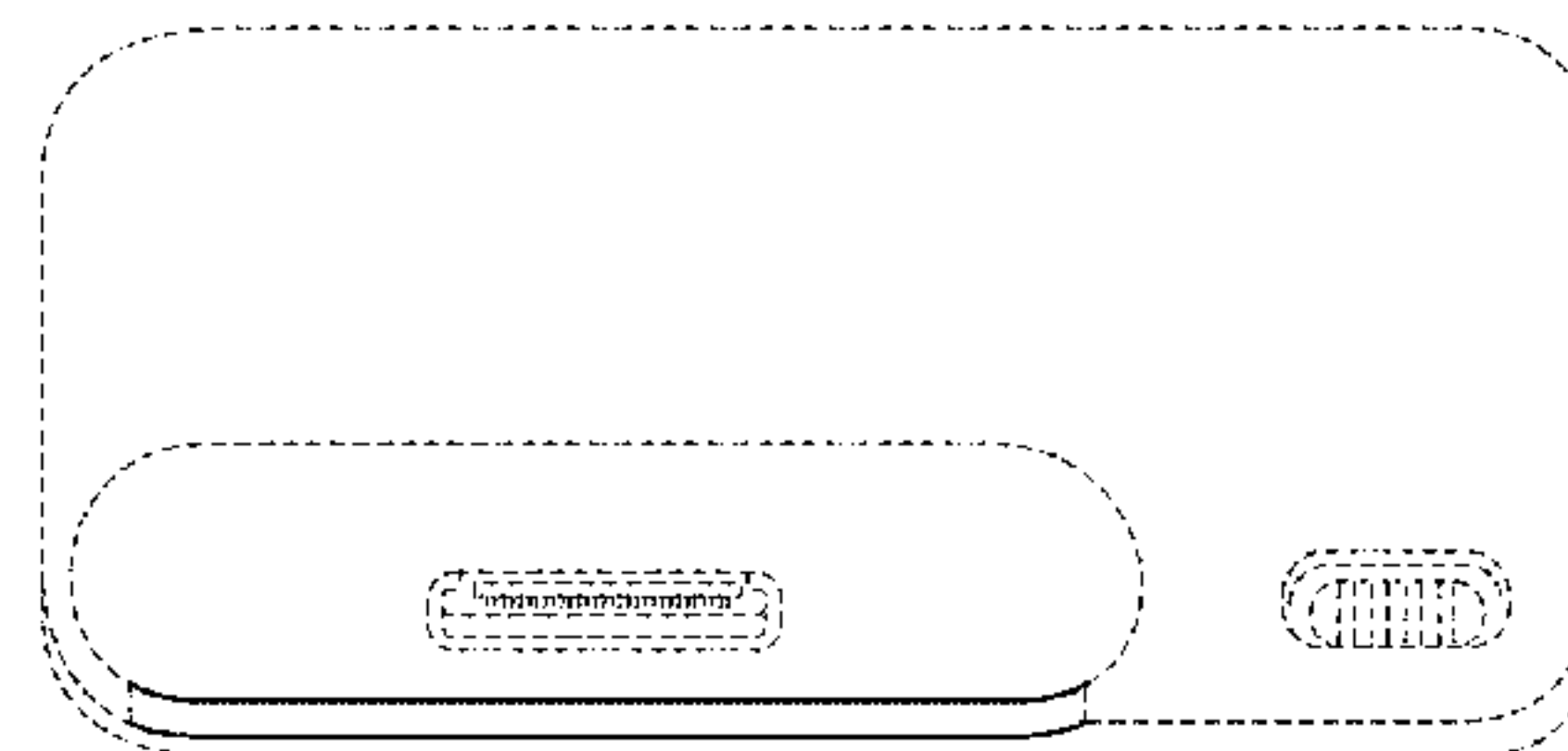
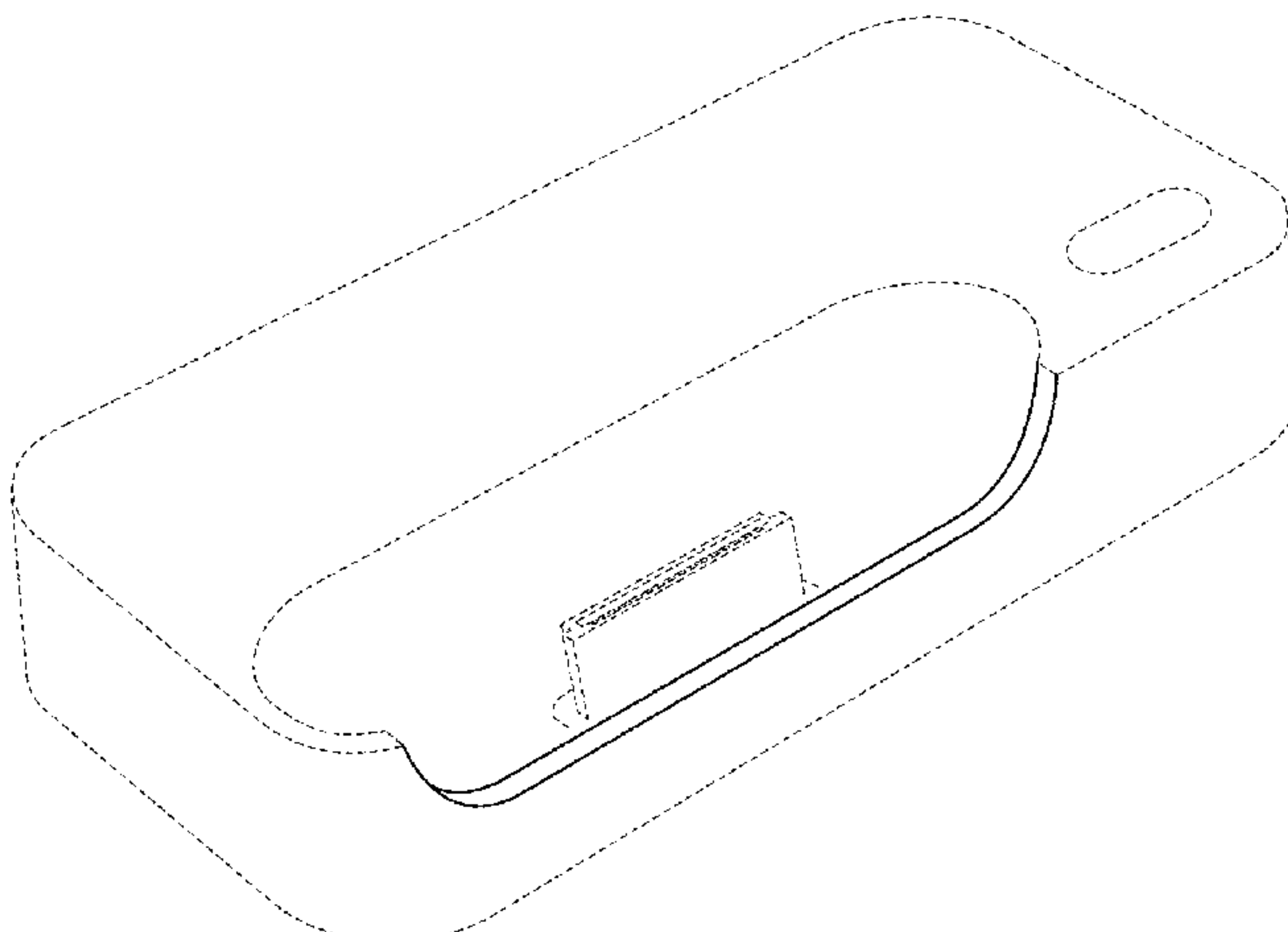
(57) **CLAIM**

The ornamental design for a stand, as shown and described.

DESCRIPTION

FIG. 1 is a front perspective view of a stand showing our new design;
FIG. 2 is a top view thereof;
FIG. 3 is a bottom view thereof;
FIG. 4 is a front view thereof;
FIG. 5 is a rear view thereof;
FIG. 6 is a right side view thereof;
FIG. 7 is a left side view thereof;
FIG. 8 is a front view of the stand of FIG. 1 with exemplary first and second electronic devices placed therein shown as environment; and,
FIG. 9 is a right side view thereof.
The broken lines in the Figures show portions of the stand and environment in which it may be used which form no part of the claimed design.

1 Claim, 3 Drawing Sheets



(56)

References Cited

U.S. PATENT DOCUMENTS

D466,122 S	11/2002	Moody	
D520,943 S	5/2006	Imai	
D520,945 S	5/2006	Hayamizu	
D520,946 S	5/2006	Nasu	
D544,899 S	6/2007	Li et al.	
D568,874 S	5/2008	Andre et al.	
D571,360 S	6/2008	Andre et al.	
D584,313 S *	1/2009	Pittel et al.	D14/434
D584,731 S *	1/2009	Montgomery et al.	D14/434
D595,264 S	6/2009	Andre et al.	
D610,128 S	2/2010	Andre et al.	
D625,291 S *	10/2010	Andre et al.	D14/217
D630,579 S *	1/2011	Fahrendorff et al.	D13/108
D631,007 S *	1/2011	Smith et al.	D13/108
D633,476 S	3/2011	Andre et al.	
D634,304 S *	3/2011	Andre et al.	D14/217
D656,930 S *	4/2012	Son	D14/253
D662,470 S *	6/2012	Smith et al.	D13/108
2008/0219488 A1	9/2008	Crooijmans et al.	

* cited by examiner

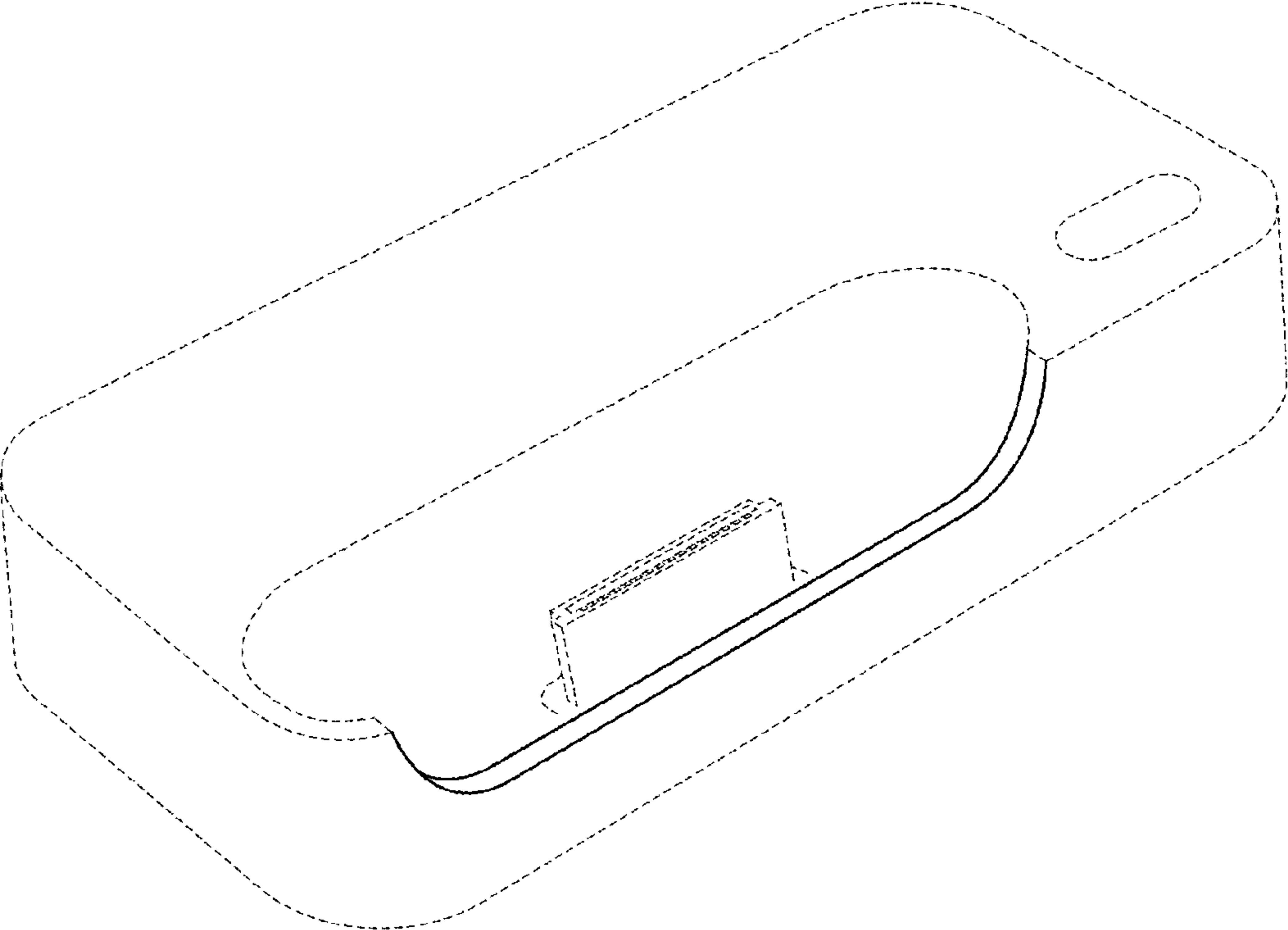


FIG. 1

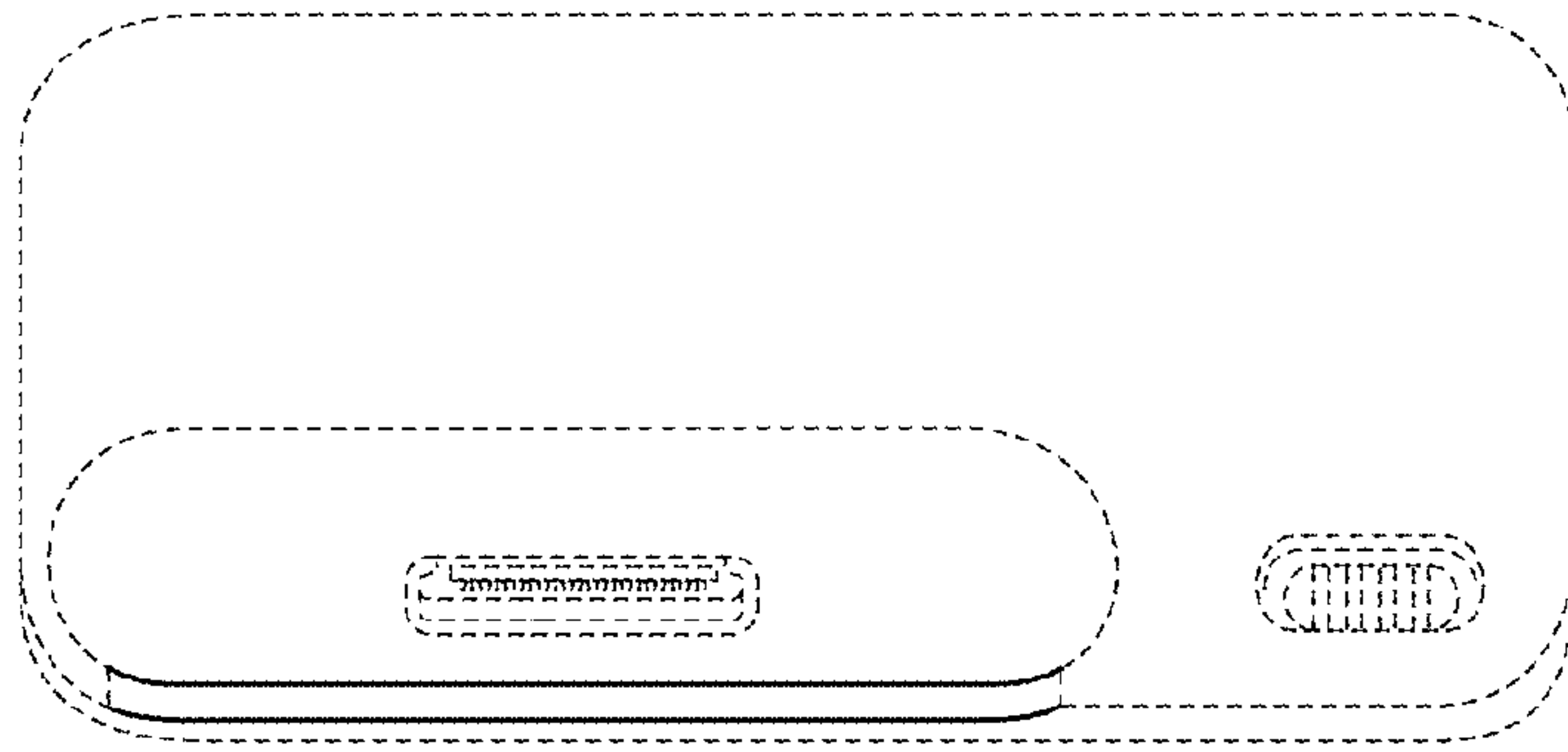


FIG. 2




FIG. 3

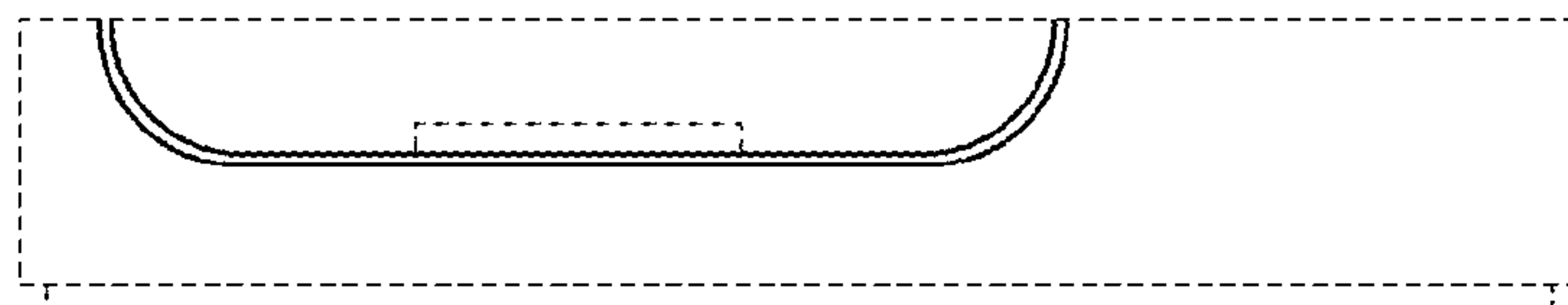


FIG. 4

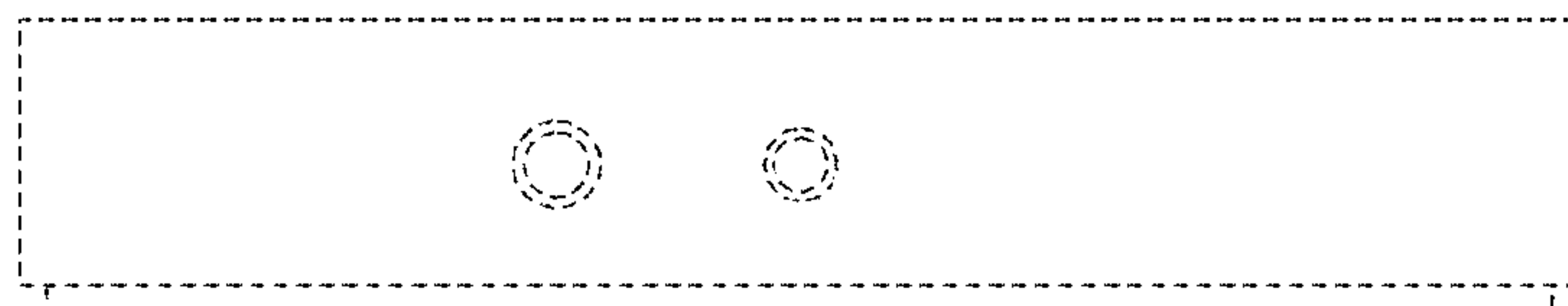


FIG. 5



FIG. 6



FIG. 7

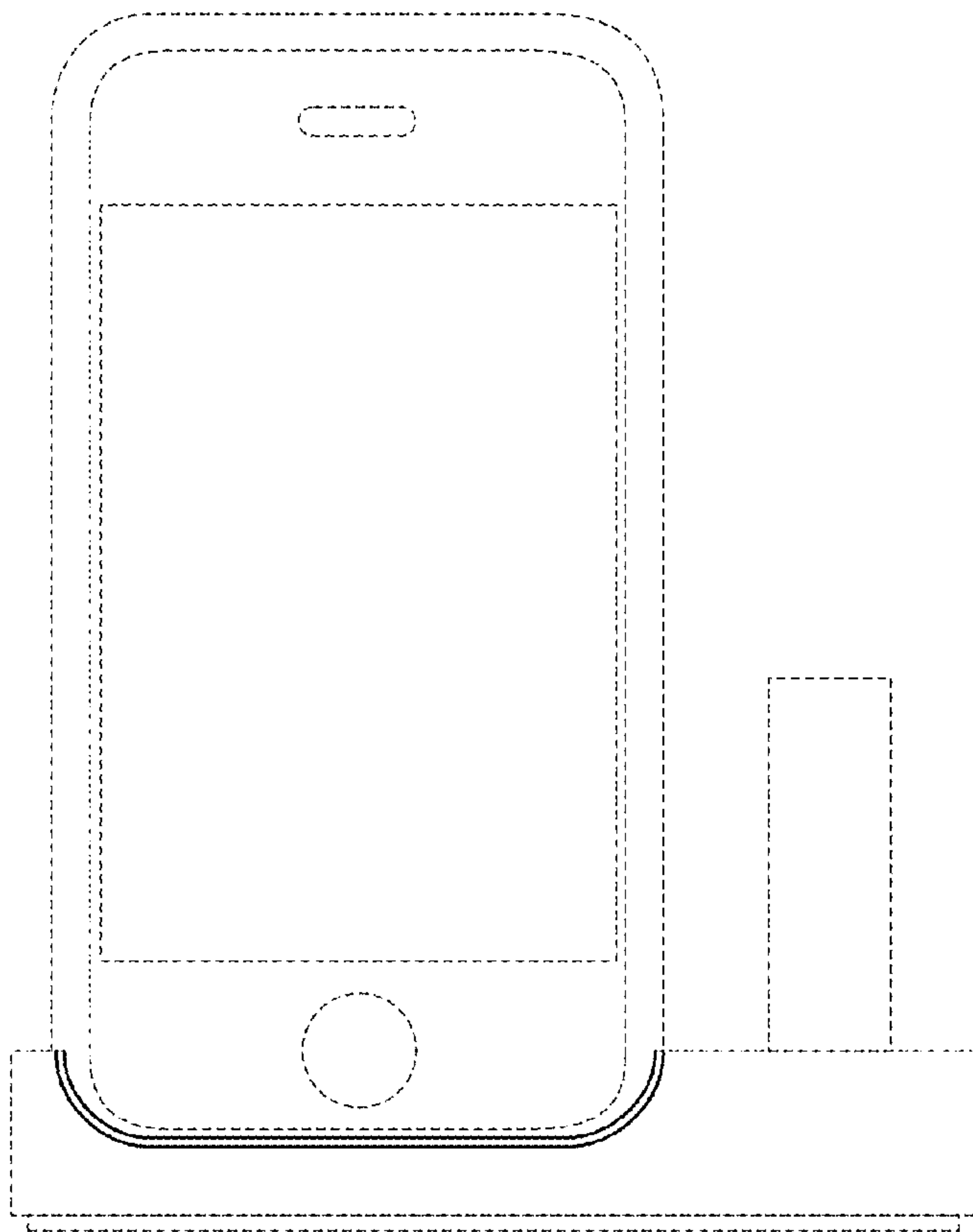


FIG. 8

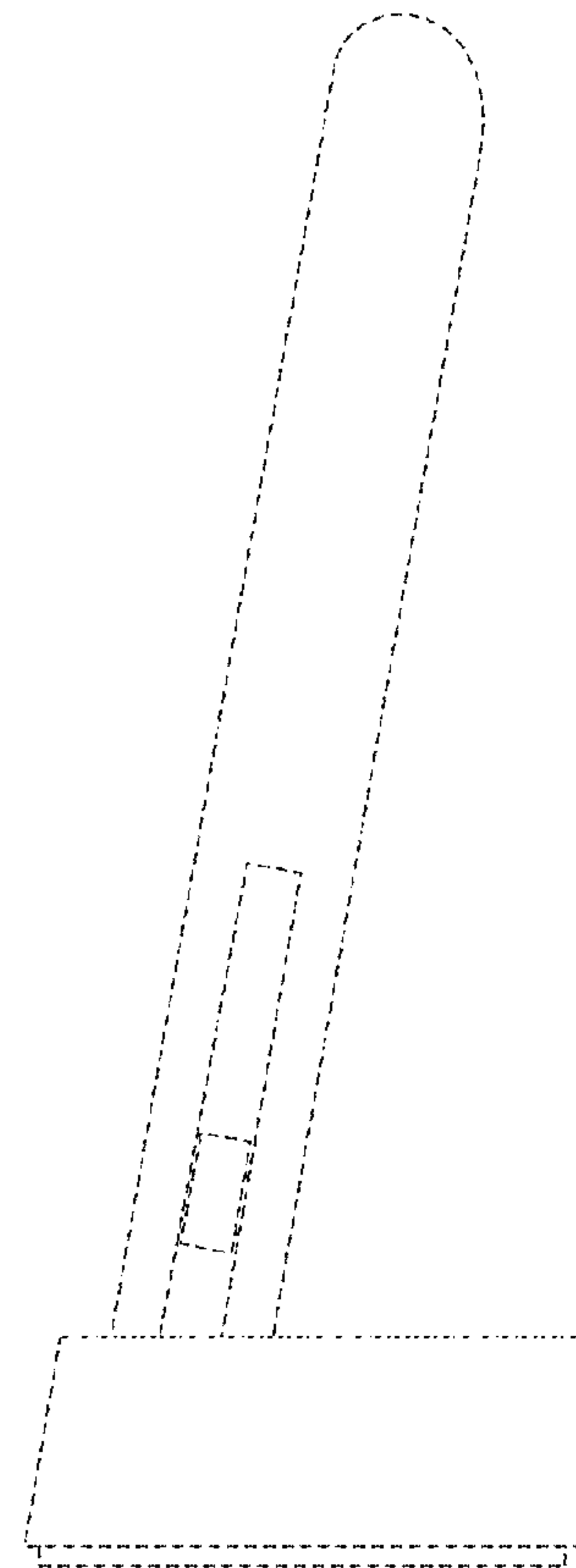


FIG. 9