



US00D691979S

(12) **United States Design Patent**
Park

(10) **Patent No.:** **US D691,979 S**
(45) **Date of Patent:** **** Oct. 22, 2013**

(54) **TV RECEIVER**

(56) **References Cited**

(71) Applicant: **Hae-Sung Park**, Seoul (KR)

U.S. PATENT DOCUMENTS

(72) Inventor: **Hae-Sung Park**, Seoul (KR)

D335,963 S *	6/1993	Tracey	D6/310
D529,005 S	9/2006	Hong	
D535,630 S	1/2007	Yokota	
D539,245 S	3/2007	Bischoff	
D564,993 S	3/2008	Lee	
D597,976 S	8/2009	Gredler et al.	
D597,977 S	8/2009	Won et al.	
D599,566 S *	9/2009	Chu	D6/308
D646,903 S *	10/2011	Santana	D6/310
D655,266 S	3/2012	Kim	

(73) Assignee: **Samsung Electronics Co., Ltd.**,
Suwon-Si, Gyeonggi-do (KR)

(**) Term: **14 Years**

(21) Appl. No.: **29/446,095**

(22) Filed: **Feb. 20, 2013**

* cited by examiner

Related U.S. Application Data

(63) Continuation of application No. 29/426,392, filed on
Jul. 5, 2012, now Pat. No. Des. 680,980.

Primary Examiner — Raphael Barkai

(74) *Attorney, Agent, or Firm* — Flynn, Thiel, Boutell &
Tanis, P.C.

(30) **Foreign Application Priority Data**

Jan. 19, 2012 (KR) 30-2012-0002997

(57) **CLAIM**

The ornamental design for a TV receiver, as shown and
described.

(51) **LOC (9) Cl.** **14-03**

DESCRIPTION

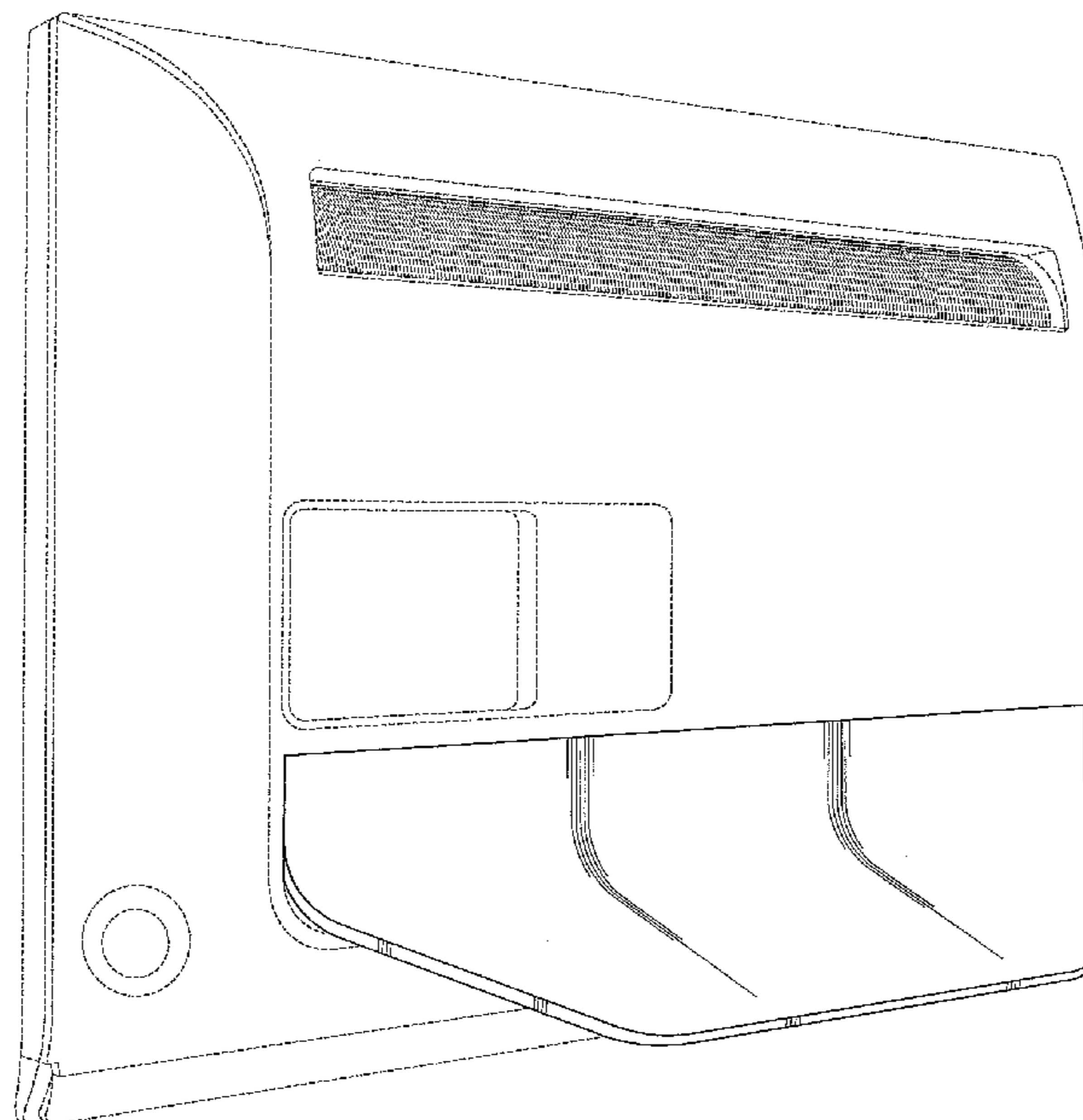
(52) **U.S. Cl.**
USPC **D14/126**

(58) **Field of Classification Search**
USPC D14/125-134, 239, 371, 136, 374-377,
D14/440, 450, 448, 336, 342, 159; 312/7.2;
348/836, 838, 180, 184, 325, 739;
341/12; 248/917-924, 465; 345/104,
345/133, 156, 168, 87, 173; 720/605, 669,
720/600, 655; 369/99, 197; D21/329, 515,
D21/577, 622, 333, 433, 448, 452, 450,
D21/331; D6/477, 479, 300-310;
273/148 B; 446/484, 175, 356; D10/15,
D10/26

FIG. 1 is a top front perspective view of a TV receiver show-
ing my new design;
FIG. 2 is a front elevational view thereof;
FIG. 3 is a rear elevational view thereof;
FIG. 4 is a left side elevational view thereof;
FIG. 5 is a right side elevational view thereof;
FIG. 6 is a top plan view thereof;
FIG. 7 is a bottom plan view thereof; and,
FIG. 8 is a top rear perspective view thereof.
The broken lines depict environmental subject matter only
and form no part of the claimed design.

See application file for complete search history.

1 Claim, 5 Drawing Sheets






FIG.1




FIG. 2

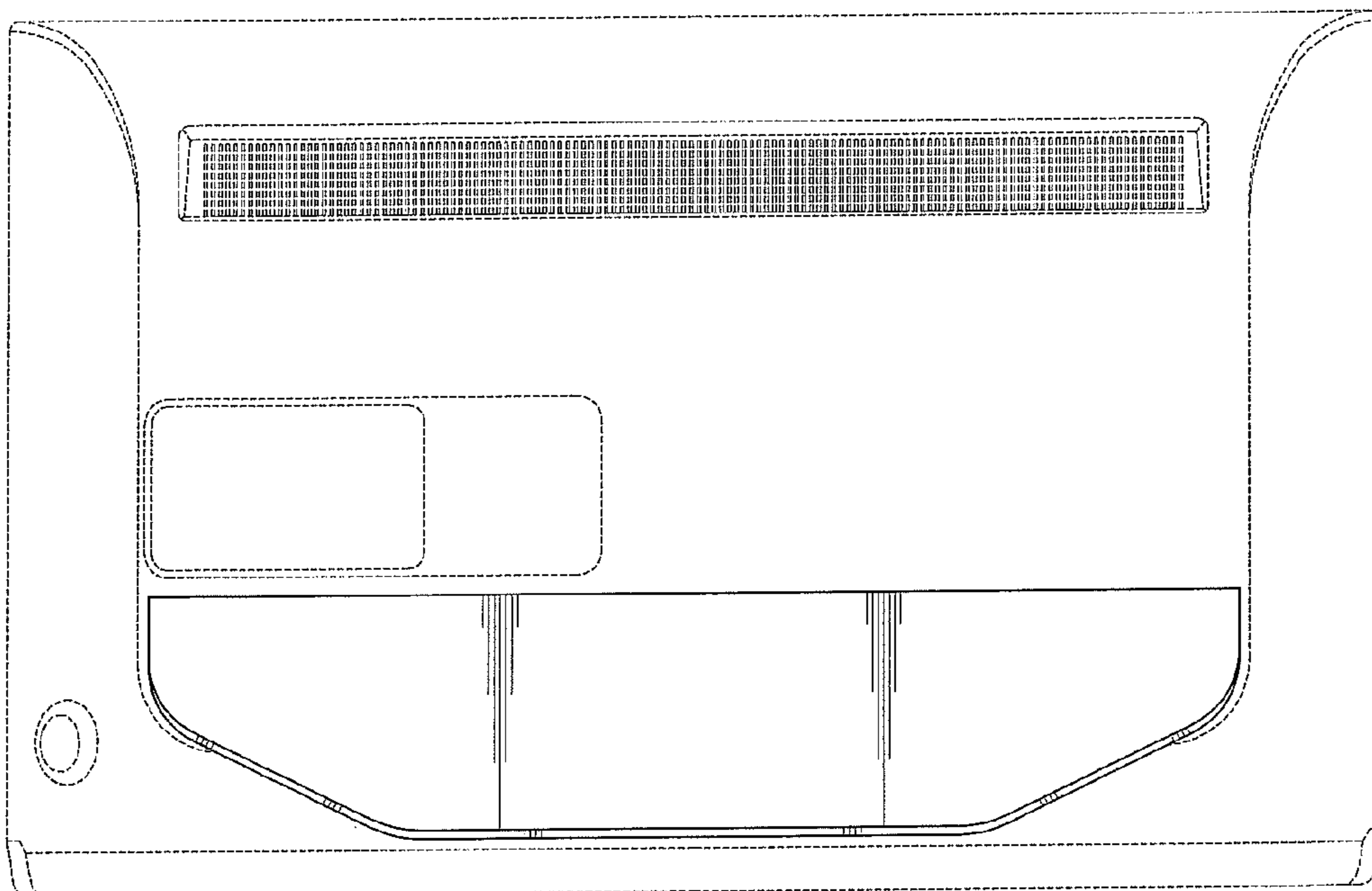


FIG. 3




FIG. 4




FIG. 5

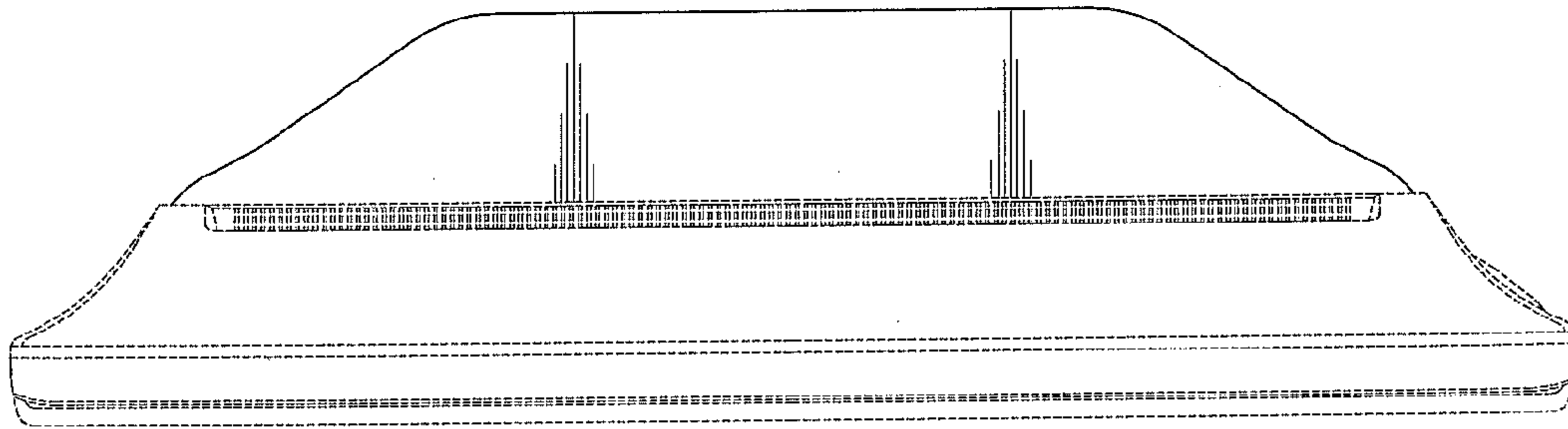


FIG. 6

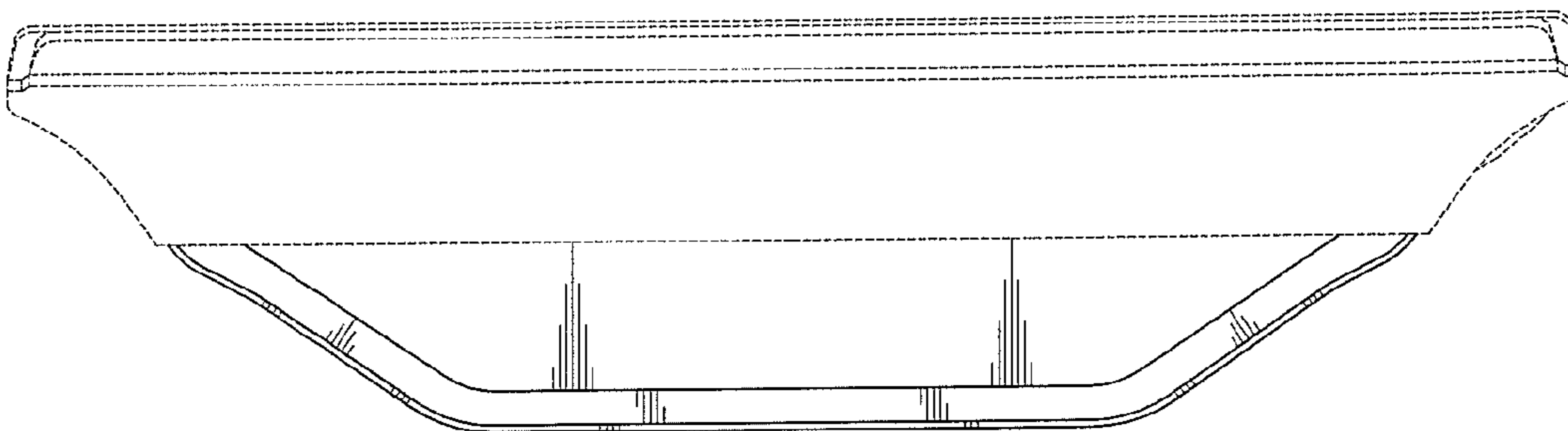


FIG. 7

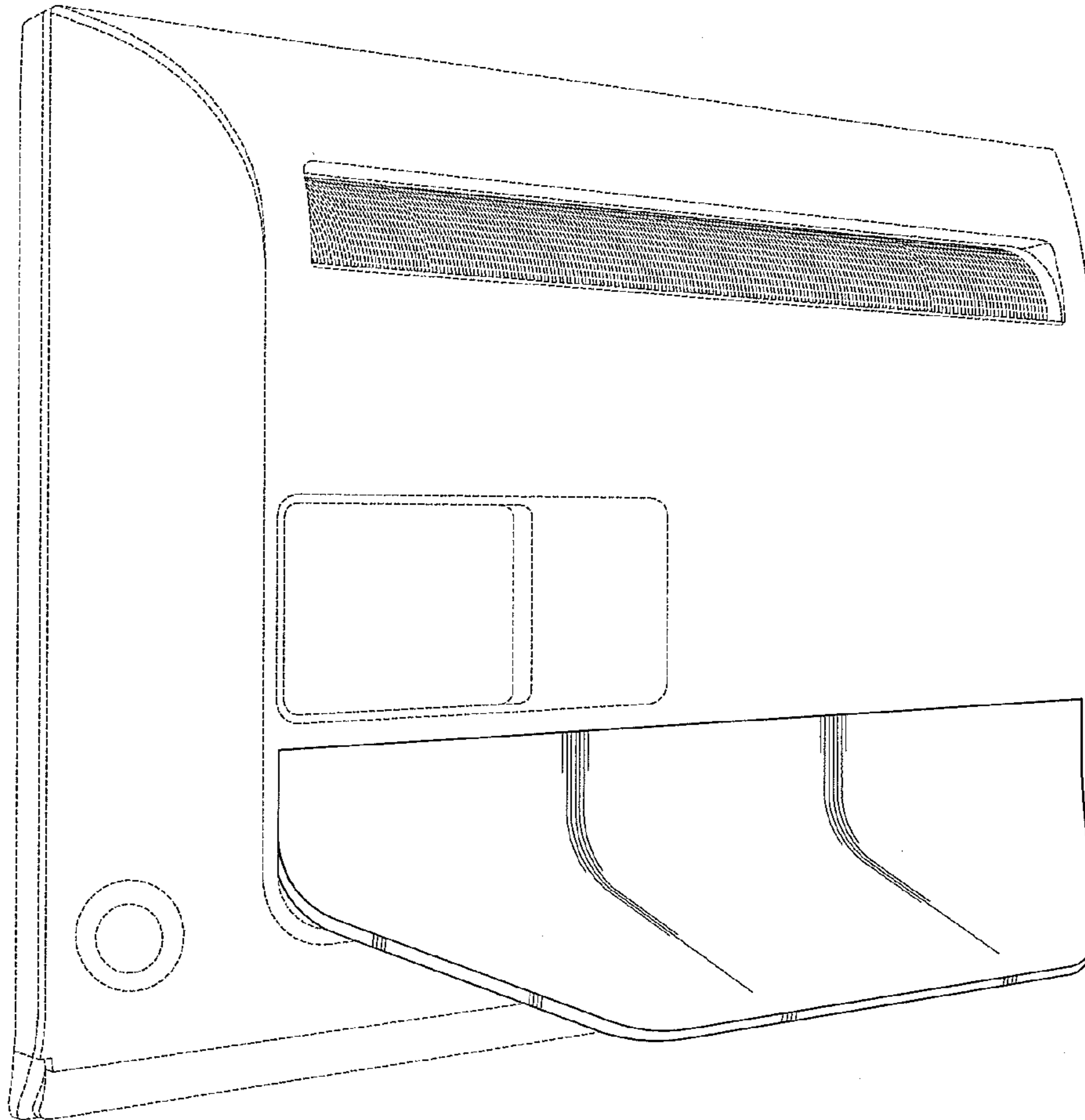


FIG.8