



US00D691975S

(12) **United States Design Patent**
McManigal

(10) **Patent No.:** **US D691,975 S**
(45) **Date of Patent:** **** Oct. 22, 2013**

(54) **TELEVISION OR MONITOR HOUSING**

(75) Inventor: **Scott McManigal**, Irvine, CA (US)

(73) Assignee: **Vizio Inc.**, Irvine, CA (US)

(**) Term: **14 Years**

(21) Appl. No.: **29/398,294**

(22) Filed: **Jul. 28, 2011**

(51) **LOC (9) Cl.** **14-03**

(52) **U.S. Cl.**
USPC **D14/126**

(58) **Field of Classification Search**
USPC D14/125–134, 239, 371, 374–377;
312/7.2; 341/12; 248/917–924;
345/104, 133, 156, 168, 87, 173;
720/605, 669, 600, 655; 369/99, 197;
455/344, 347; D21/329, 515, 577, 622,
D21/333, 433, 448, 452, 450, 331; D6/477,
D6/479, 300; 273/148 B; 446/484, 175,
446/356; D10/15, 26

See application file for complete search history.

(56) **References Cited**

U.S. PATENT DOCUMENTS

D422,974 S * 4/2000 Imahashi et al. D14/375
D585,854 S * 2/2009 Shih et al. D14/126

D586,306 S * 2/2009 Isshiki D14/126
D594,428 S * 6/2009 Sun D14/126
D598,404 S * 8/2009 Arie et al. D14/126
D601,523 S * 10/2009 Chen D14/126
D606,954 S * 12/2009 Yamaguchi D14/128
D623,617 S * 9/2010 Lee D14/126
D637,167 S * 5/2011 Tsai et al. D14/126
D643,004 S * 8/2011 Honda et al. D14/126
D668,236 S * 10/2012 Wang D14/126
D670,669 S * 11/2012 Huang et al. D14/126

* cited by examiner

Primary Examiner — Raphael Barkai

(74) *Attorney, Agent, or Firm* — Law Office of Scott C. Harris, Inc.

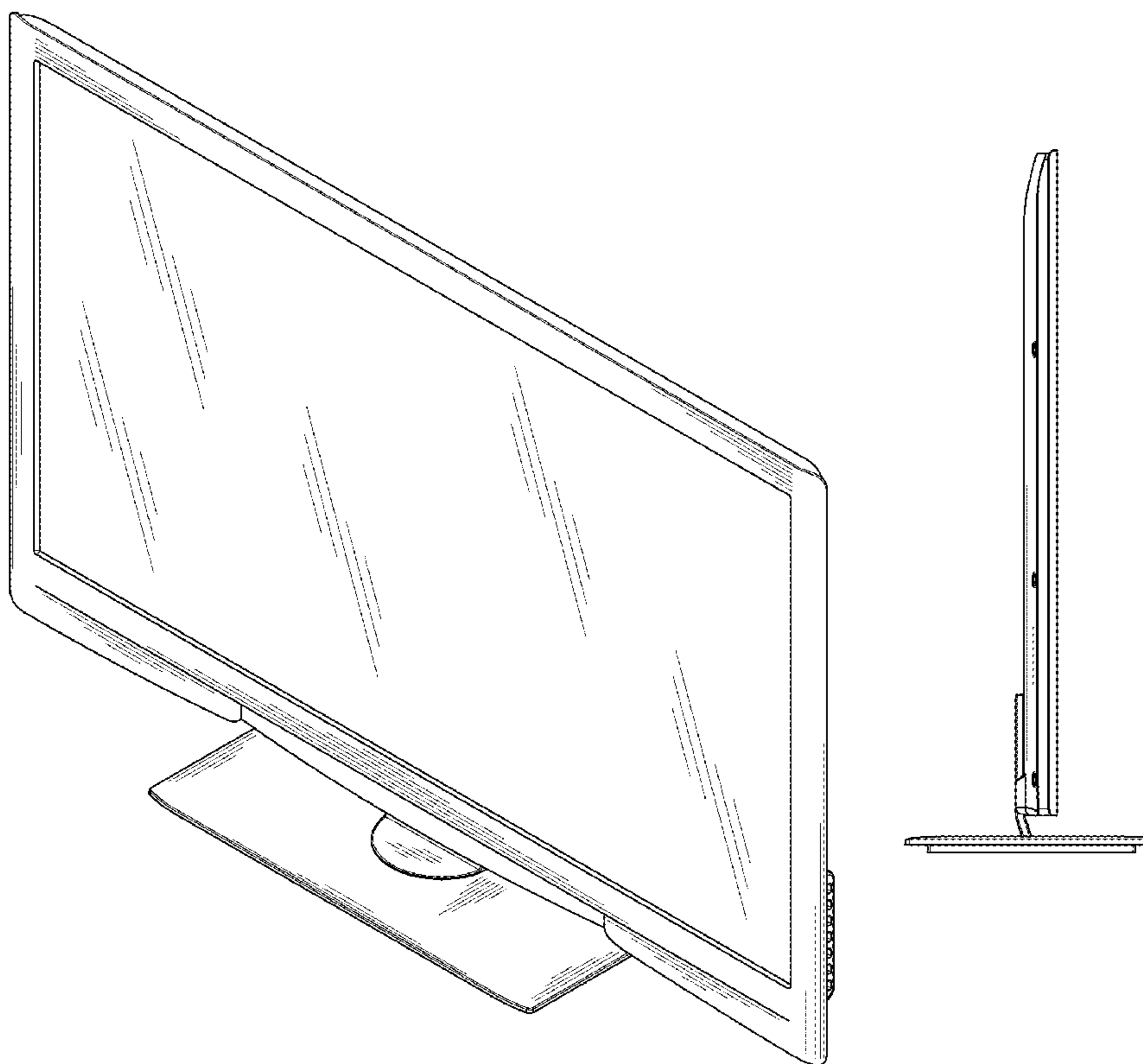
(57) **CLAIM**

The ornamental design for the television or monitor housing, as show and described.

DESCRIPTION

FIG. 1 is a perspective view of the television or monitor housing showing my new design;
FIG. 2 is a front view of the television or monitor housing;
FIG. 3 is a back view of the television or monitor housing;
FIG. 4 is a left side view the television or monitor housing;
FIG. 5 is a right side view the television or monitor housing;
FIG. 6 is a top view of the television or monitor housing; and,
FIG. 7 is a bottom view of the television or monitor housing.

1 Claim, 5 Drawing Sheets






FIG. 1




FIG. 2

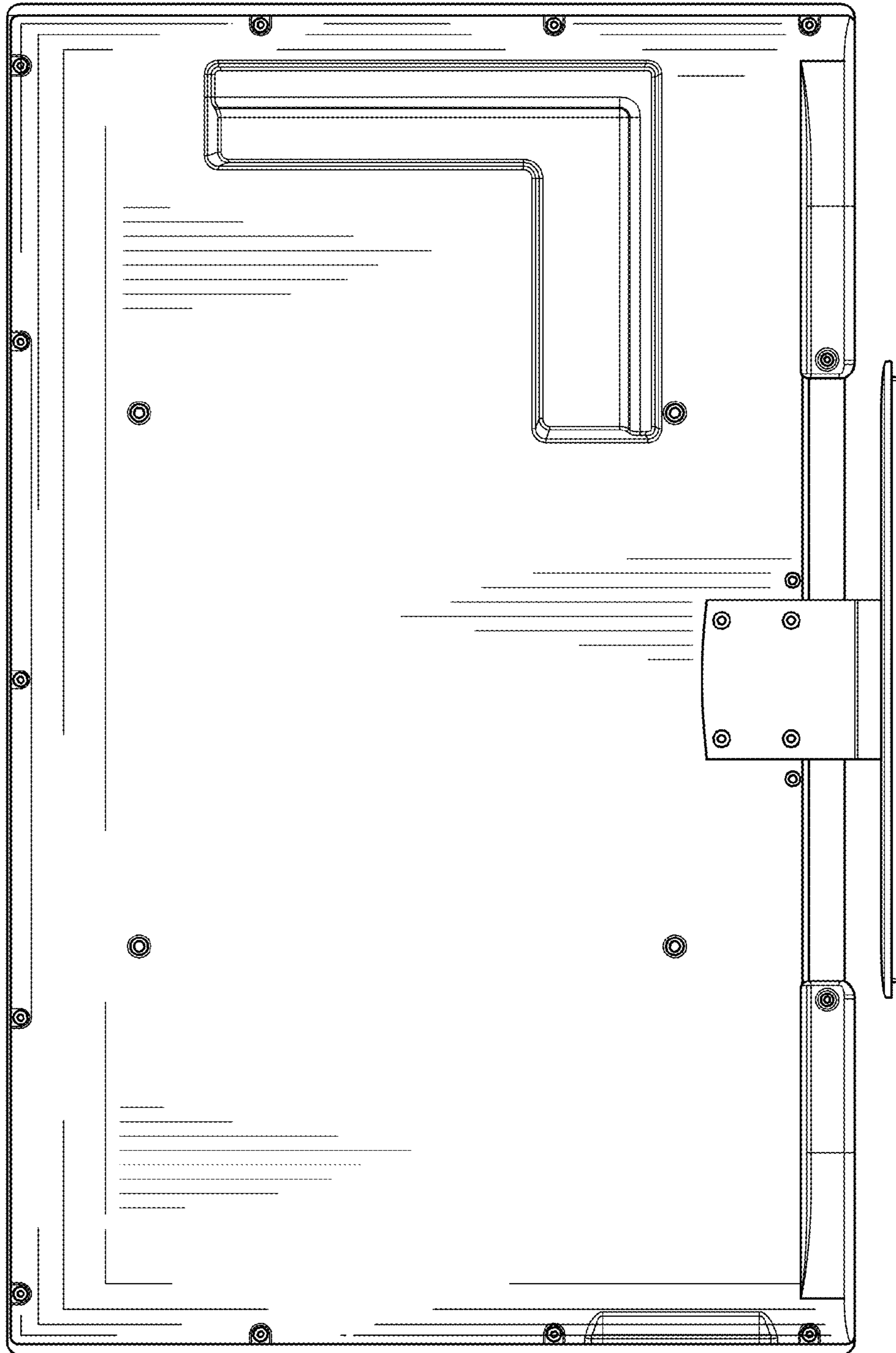


FIG. 3

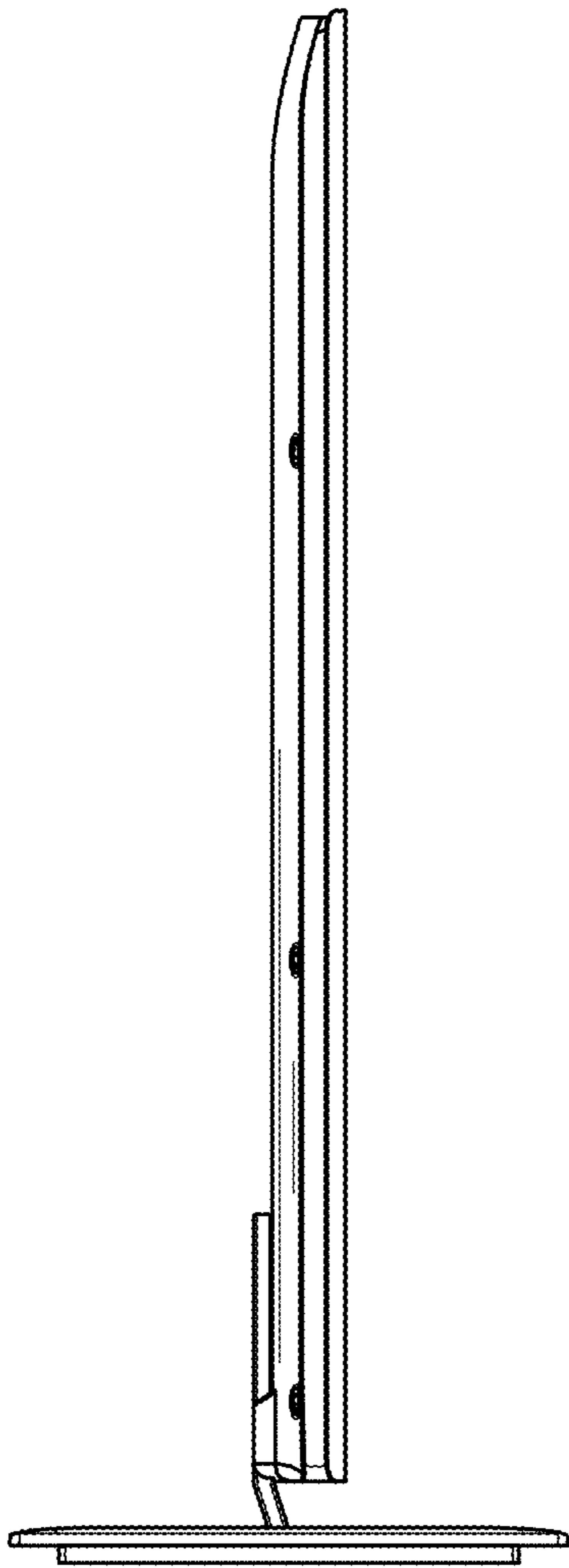


FIG. 4

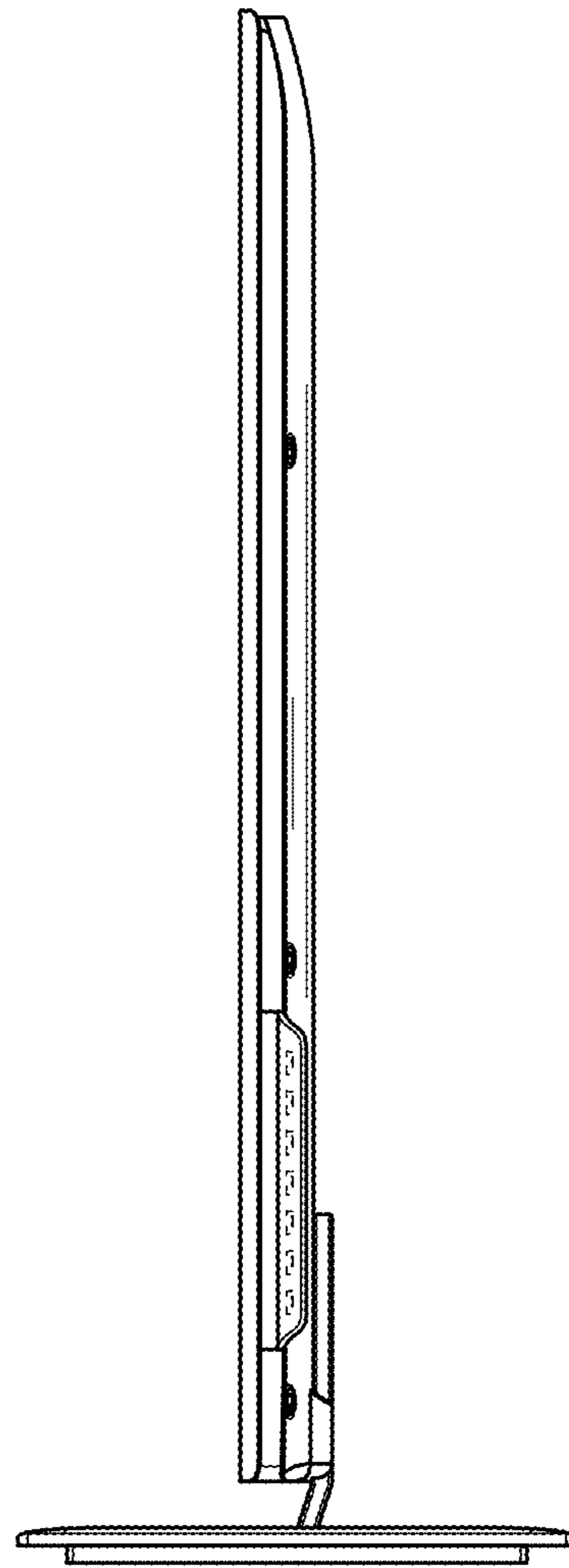


FIG. 5

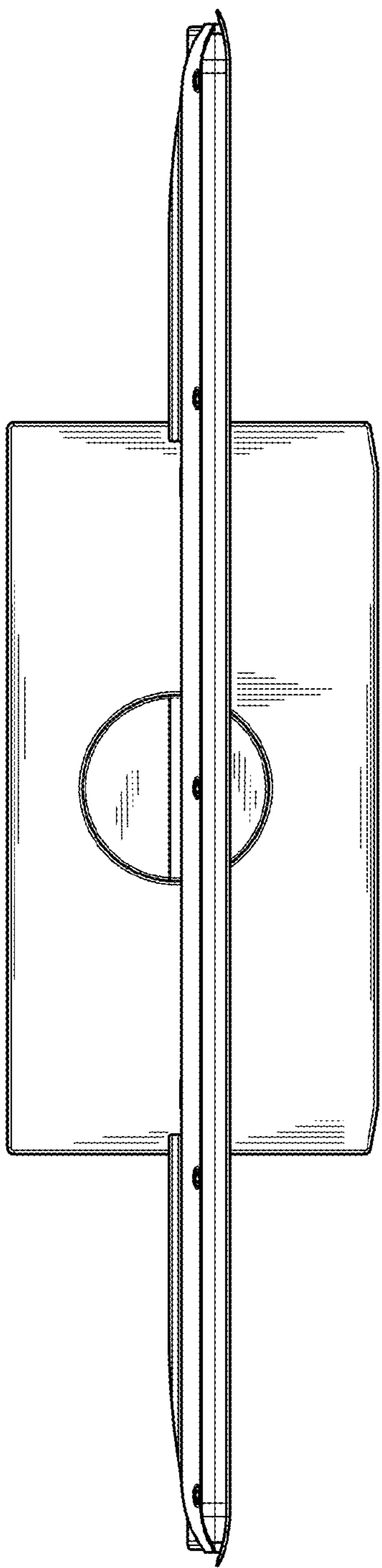


FIG. 6

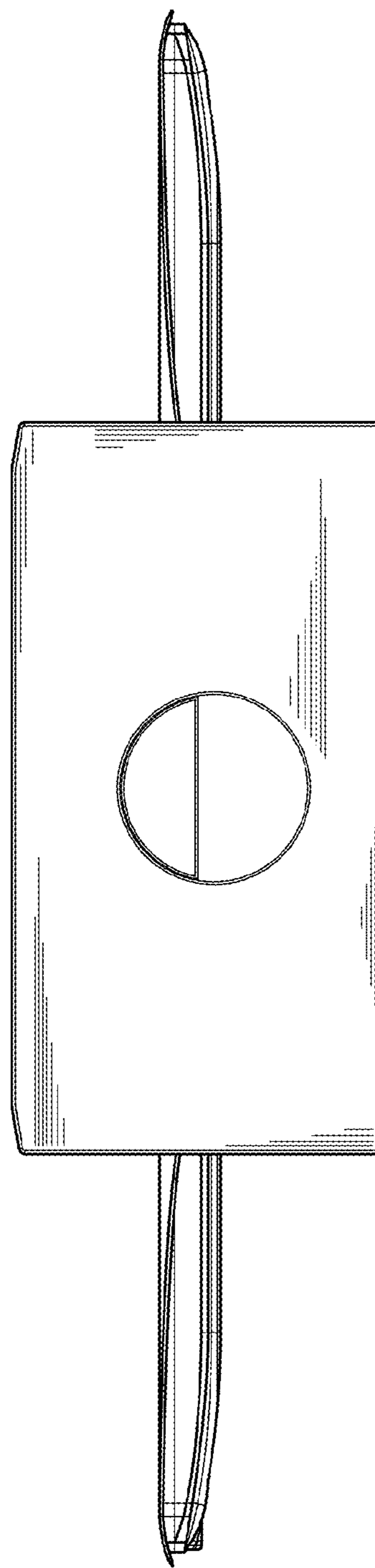


FIG. 7