

US00D691958S

(12) **United States Design Patent**
Kajiura et al.

(10) **Patent No.:** **US D691,958 S**
(45) **Date of Patent:** **** Oct. 22, 2013**

(54) **ELECTRICAL CONNECTOR**

(71) Applicants: **Motomu Kajiura**, Tokyo (JP);
Yasutoshi Kameda, Kisarazu (JP);
Jeffery Garvais, Beaverton, OR (US)

(72) Inventors: **Motomu Kajiura**, Tokyo (JP);
Yasutoshi Kameda, Kisarazu (JP);
Jeffery Garvais, Beaverton, OR (US)

(73) Assignees: **FCI**, Guyancourt (FR); **FCI Americas Technology LLC**, Carson City, NV (US)

(**) Term: **14 Years**

(21) Appl. No.: **29/435,770**

(22) Filed: **Oct. 29, 2012**

Related U.S. Application Data

(63) Continuation of application No. 29/407,370, filed on Nov. 28, 2011, now Pat. No. Des. 669,859.

(51) **LOC (9) Cl.** **13-03**

(52) **U.S. Cl.**
USPC **D13/147**

(58) **Field of Classification Search**
USPC D13/120, 133, 146, 147, 154, 184, 199;
439/839, 849–850, 852, 862, 870, 877,
439/884–885, 887–891

See application file for complete search history.

(56) **References Cited**

U.S. PATENT DOCUMENTS

3,315,621 A 4/1967 Szymer
(Continued)

FOREIGN PATENT DOCUMENTS

TW D134355 4/2010

OTHER PUBLICATIONS

U.S. Appl. No. 29/384,323, filed Jan. 28, 2011, de Bruijn et al.

(Continued)

Primary Examiner — Daniel Bui

(74) *Attorney, Agent, or Firm* — Woodcock Washburn LLP

(57) **CLAIM**

The ornamental design for an electrical connector, as shown and described.

DESCRIPTION

The present application is related by subject matter to U.S. Design patent application Ser. No. 29/393,270 entitled “Electrical Terminal” filed on Jun. 1, 2011, U.S. Design patent application Ser. No. 29/393,276 entitled “Electrical Connector” filed on Jun. 1, 2011, U.S. Design patent application Ser. No. 29/393,280 entitled “Electrical Connector” filed on Jun. 1, 2011, U.S. Design patent application Ser. No. 29/393,282 entitled “Electrical Terminals for Electrical Connector” filed on Jun. 1, 2011, U.S. Design patent application Ser. No. 29/393,269 entitled “Electrical Terminal” filed on Jun. 1, 2011, U.S. Design patent application Ser. No. 29/393,278 entitled “Electrical Terminal” filed on Jun. 1, 2011, U.S. Design patent application Ser. No. 29/393,281 entitled “Electrical Terminal” filed on Jun. 1, 2011, U.S. Design patent application Ser. No. 29/393,283 entitled “Electrical Terminal” filed on Jun. 1, 2011, and U.S. Design patent application Ser. No. 29/407,363 entitled “Housing for Electrical Connector” on Nov. 28, 2011.

FIG. 1 is a top, right, front perspective view of an electrical connector according to our design;

FIG. 2 is a bottom, left, rear perspective view thereof;

FIG. 3 is a front elevation view thereof;

FIG. 4 is a rear elevation view thereof;

FIG. 5 is a left side elevation view thereof;

FIG. 6 is a right side elevation view thereof;

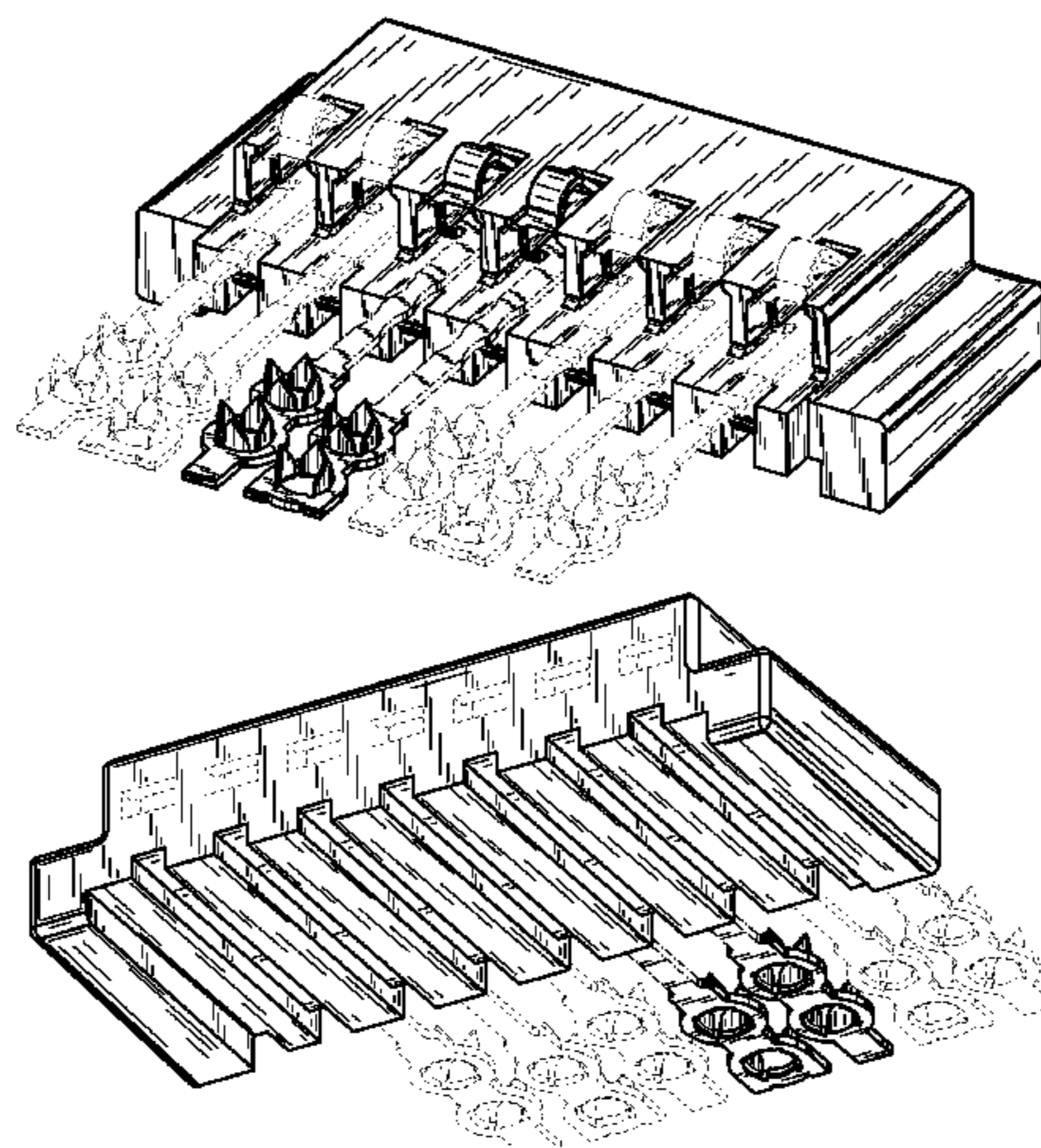
FIG. 7 is a top plan view thereof; and,

FIG. 8 is a bottom plan view thereof.

The broke line portion of the figure drawings is included to show unclaimed subject matter only and forms no part of the claimed design. The dot-dash line in the figure drawings represents the boundary of the claimed design. The shaded surfaces and the solid line represent the claimed portions of the design.

In a preferred embodiment, the nature of this product is an electrical connector for electrically connecting to an electrical device.

1 Claim, 3 Drawing Sheets



(56)

References Cited

U.S. PATENT DOCUMENTS

3,612,747 A 10/1971 Shlesinger, Jr.
 D227,767 S 7/1973 Gillespie
 4,171,858 A 10/1979 Knowles et al.
 4,560,226 A 12/1985 Dennis
 4,749,368 A 6/1988 Mouissie
 5,567,545 A 10/1996 Murakami
 5,631,098 A 5/1997 Suzuki
 D408,353 S 4/1999 Yoshiura
 D409,143 S 5/1999 Yoshiura
 D410,226 S 5/1999 Yoshiura
 6,083,059 A 7/2000 Kuan
 6,129,168 A 10/2000 Lotito et al.
 D447,122 S 8/2001 Harasawa et al.
 6,315,621 B1 11/2001 Natori et al.
 D473,192 S 4/2003 Ouchi et al.
 D481,996 S 11/2003 Kihira et al.
 D485,807 S 1/2004 Kao et al.
 6,835,089 B2 12/2004 Hayes et al.
 6,932,382 B2 8/2005 Hayes et al.
 6,951,488 B2 10/2005 Hsieh
 7,001,205 B2 2/2006 Godefroy et al.
 D528,985 S 9/2006 Peng
 D529,443 S 10/2006 Chien
 D530,679 S 10/2006 Li et al.
 D538,228 S 3/2007 Wang et al.
 D555,093 S 11/2007 Chien et al.
 D555,095 S 11/2007 Ho
 D555,096 S 11/2007 Peng
 D555,131 S 11/2007 Kim et al.
 D556,131 S 11/2007 Chien
 D556,135 S 11/2007 Dwan et al.
 D559,180 S 1/2008 Lai et al.
 7,335,068 B2 2/2008 Dwan et al.
 D568,246 S 5/2008 Wu et al.
 D568,248 S 5/2008 Chen et al.
 D569,343 S 5/2008 Hung et al.
 D569,801 S 5/2008 Chuang
 D569,802 S 5/2008 Long et al.
 D570,288 S 6/2008 Ma et al.
 D582,348 S 12/2008 Shiu
 D584,231 S 1/2009 Wu
 D584,237 S 1/2009 Zhu

D586,294 S 2/2009 Lung
 D596,575 S 7/2009 Chen et al.
 D601,970 S 10/2009 Peng et al.
 D601,971 S 10/2009 Chen et al.
 D603,795 S 11/2009 Kono
 D605,137 S 12/2009 Yu et al.
 D607,834 S 1/2010 Huang
 D607,835 S 1/2010 Huang
 D608,295 S 1/2010 Huang
 7,662,507 B2 2/2010 Schwendinger et al.
 D614,583 S 4/2010 Wang
 D615,493 S 5/2010 Kalis
 D618,173 S 6/2010 Wang et al.
 D619,538 S 7/2010 Peng
 D642,981 S 8/2011 de Bruijn et al.
 D644,177 S 8/2011 de Bruijn et al.
 D647,863 S 11/2011 Su et al.
 D649,517 S 11/2011 de Bruijn et al.
 D659,645 S 5/2012 Kajiura et al.
 D659,646 S 5/2012 Kajiura et al.
 D666,151 S 8/2012 Liao
 D666,975 S 9/2012 de Bruijn et al.
 D668,615 S 10/2012 Kajiura et al.
 D668,619 S 10/2012 Kajiura et al.
 D669,859 S 10/2012 Kajiura et al.
 D670,654 S 11/2012 Kajiura et al.
 D671,501 S 11/2012 Kajiura et al.
 D672,724 S 12/2012 Kajiura et al.
 D673,913 S 1/2013 Kajiura et al.
 2002/0112985 A1 8/2002 Casses et al.
 2004/0038121 A1 2/2004 Song et al.
 2007/0243458 A1 10/2007 Roehm et al.
 2008/0193837 A1 8/2008 Lu
 2009/0137136 A1 5/2009 Shen
 2012/0058668 A1 3/2012 de Bruijn et al.

OTHER PUBLICATIONS

U.S. Appl. No. 29/384,325, filed Jan. 28, 2011, de Bruijn et al.
 U.S. Appl. No. 29/393,269, filed Jun. 1, 2011, Kameda et al.
 U.S. Appl. No. 29/393,278, filed Jun. 1, 2011, Kameda et al.
 U.S. Appl. No. 29/393,281, filed Jun. 1, 2011, Kameda et al.
 U.S. Appl. No. 29/393,283, filed Jun. 1, 2011, Kameda et al.
 Taiwanese Patent Application No. 101303044, Allowance of Patent Application with Search Report for New Design Patent Application dated Nov. 28, 2012 5 pages.

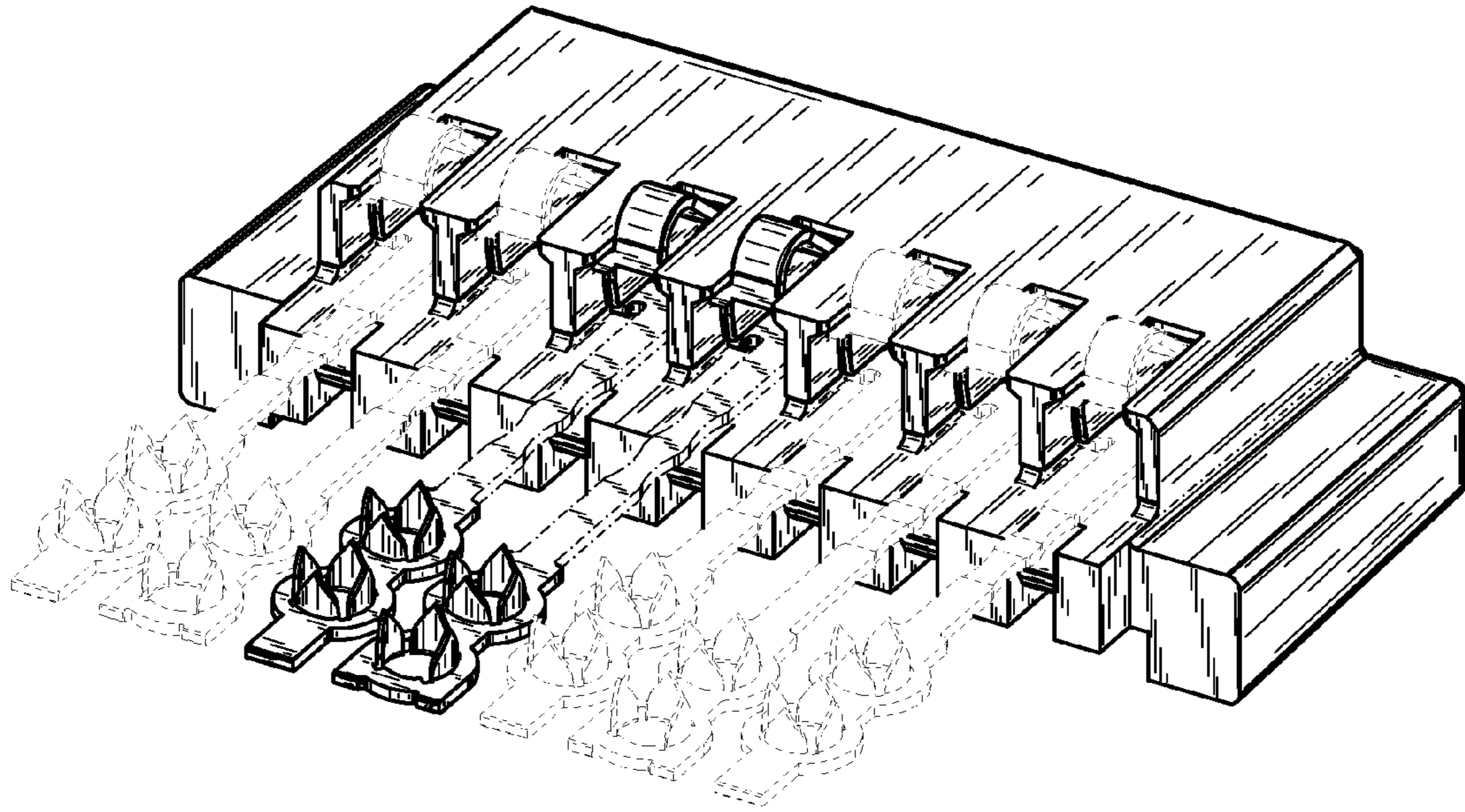


Fig.1

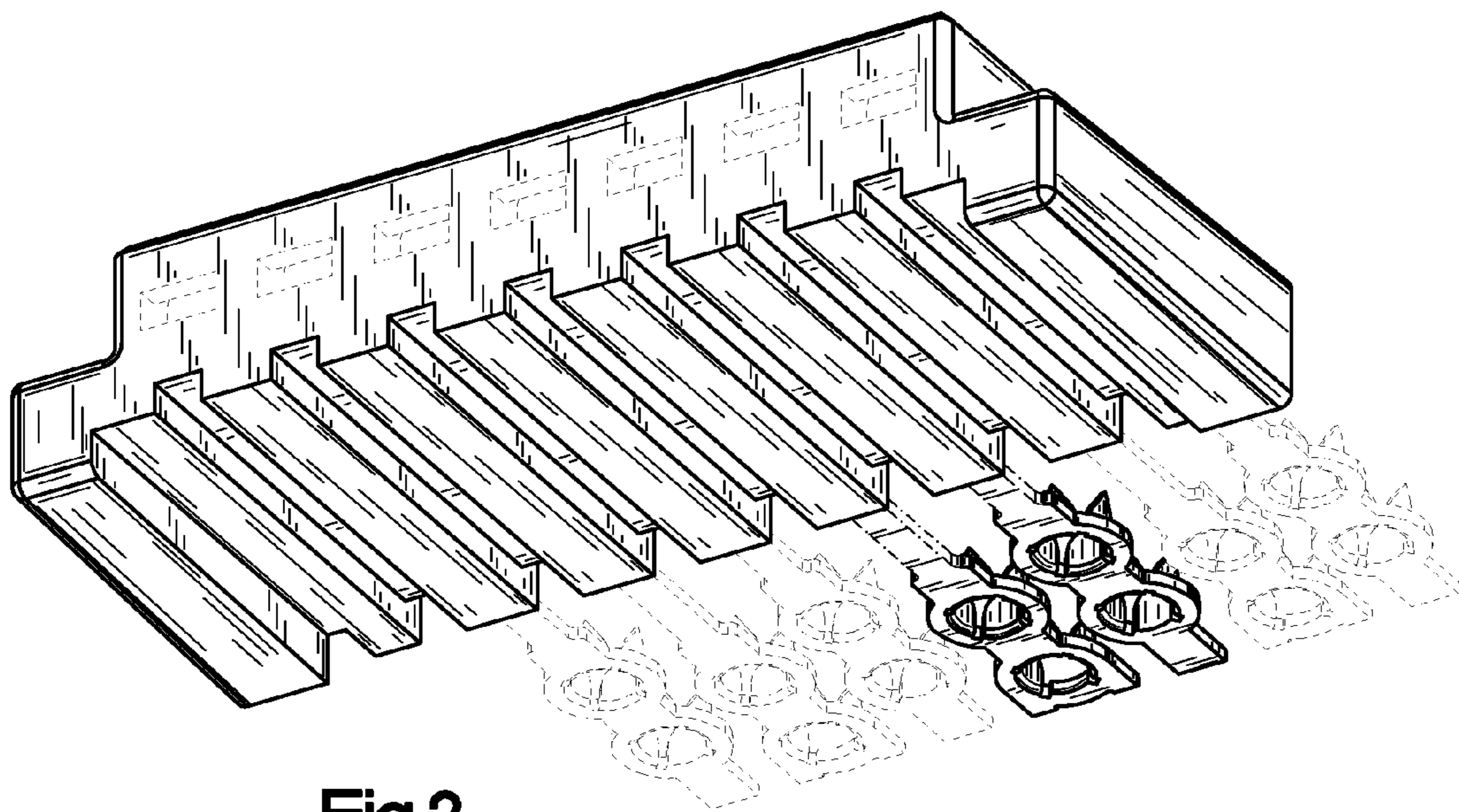


Fig.2



Fig.3

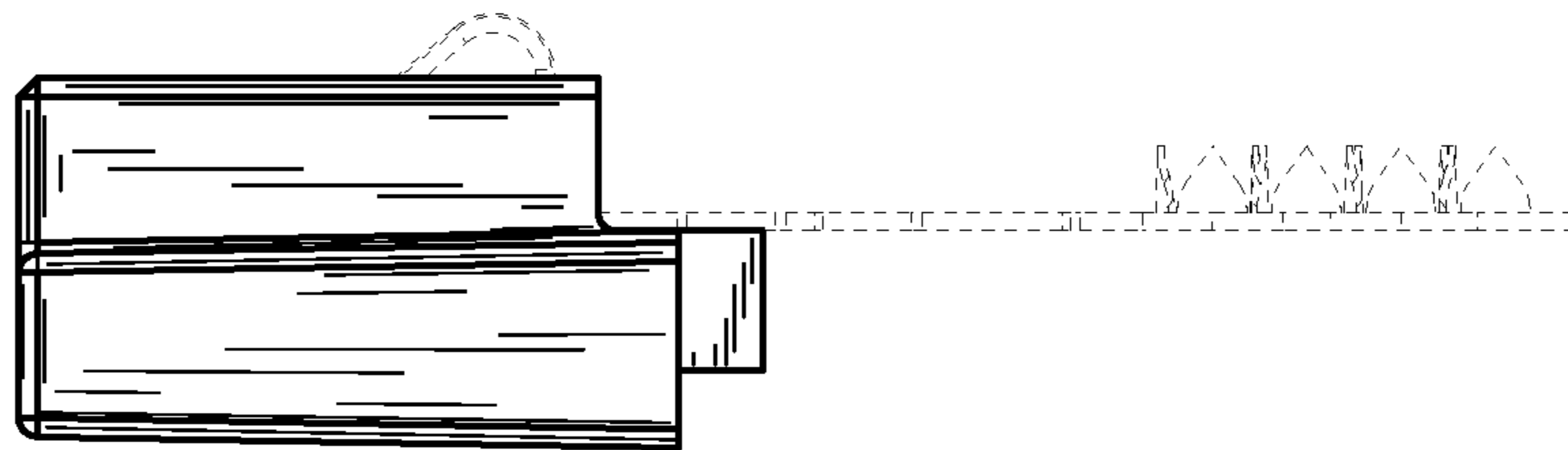


Fig.4

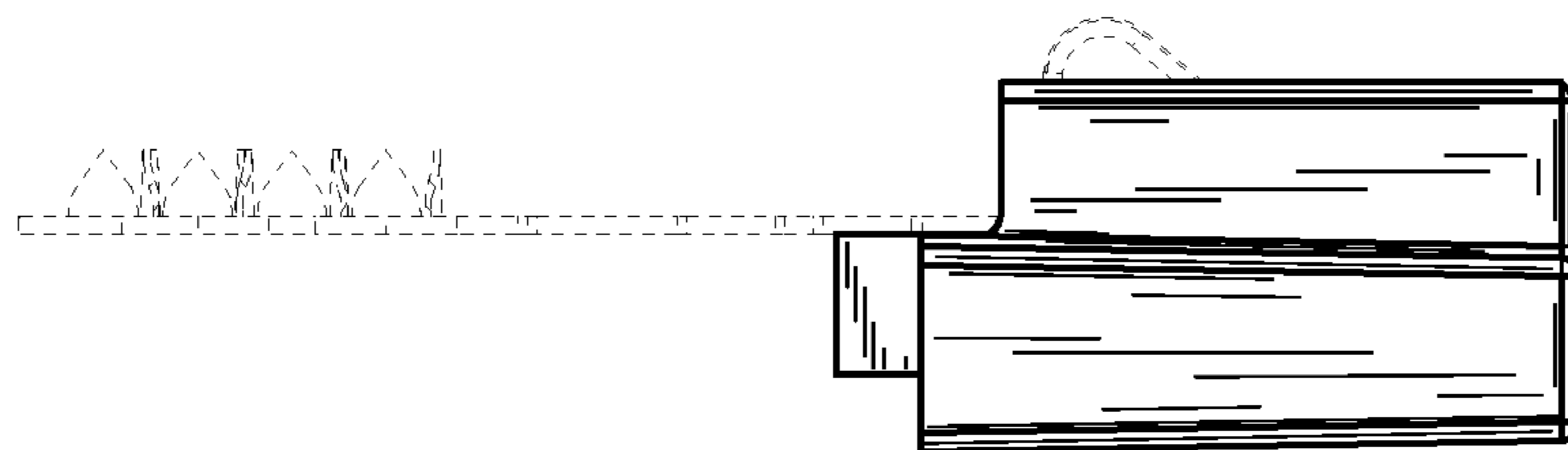


Fig.5

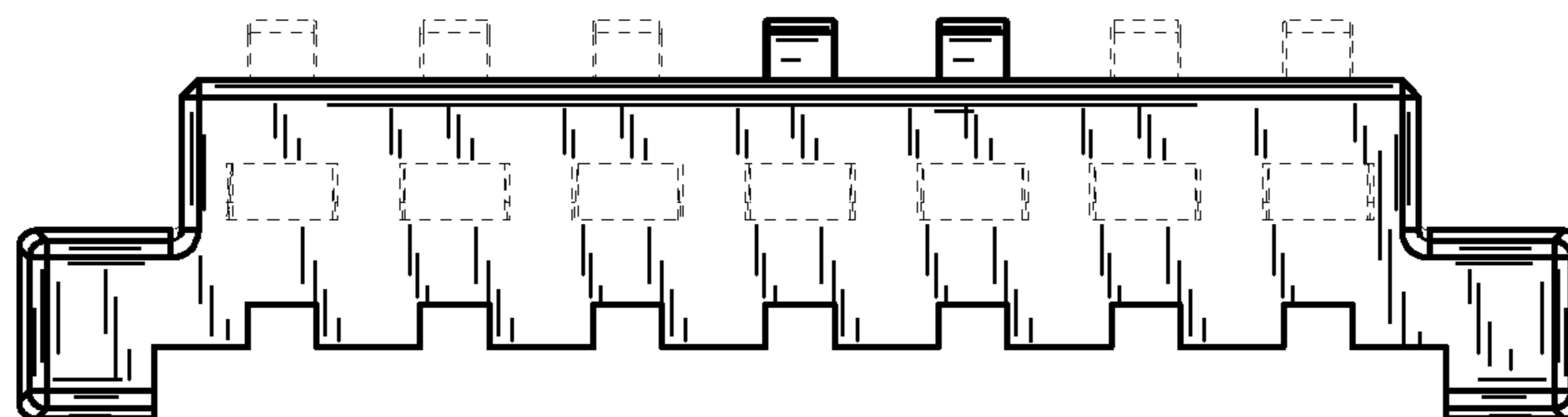


Fig.6

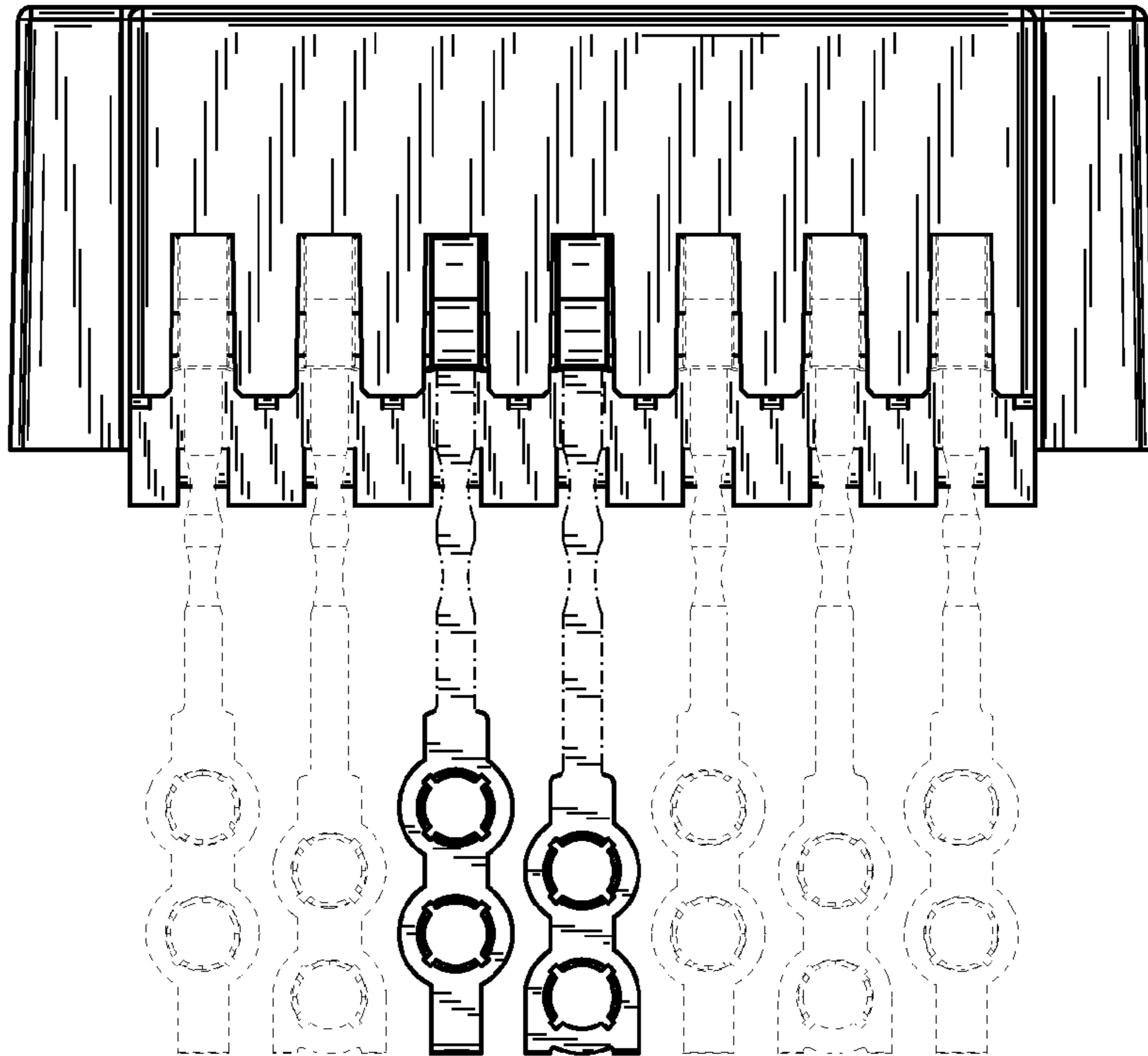


Fig.7

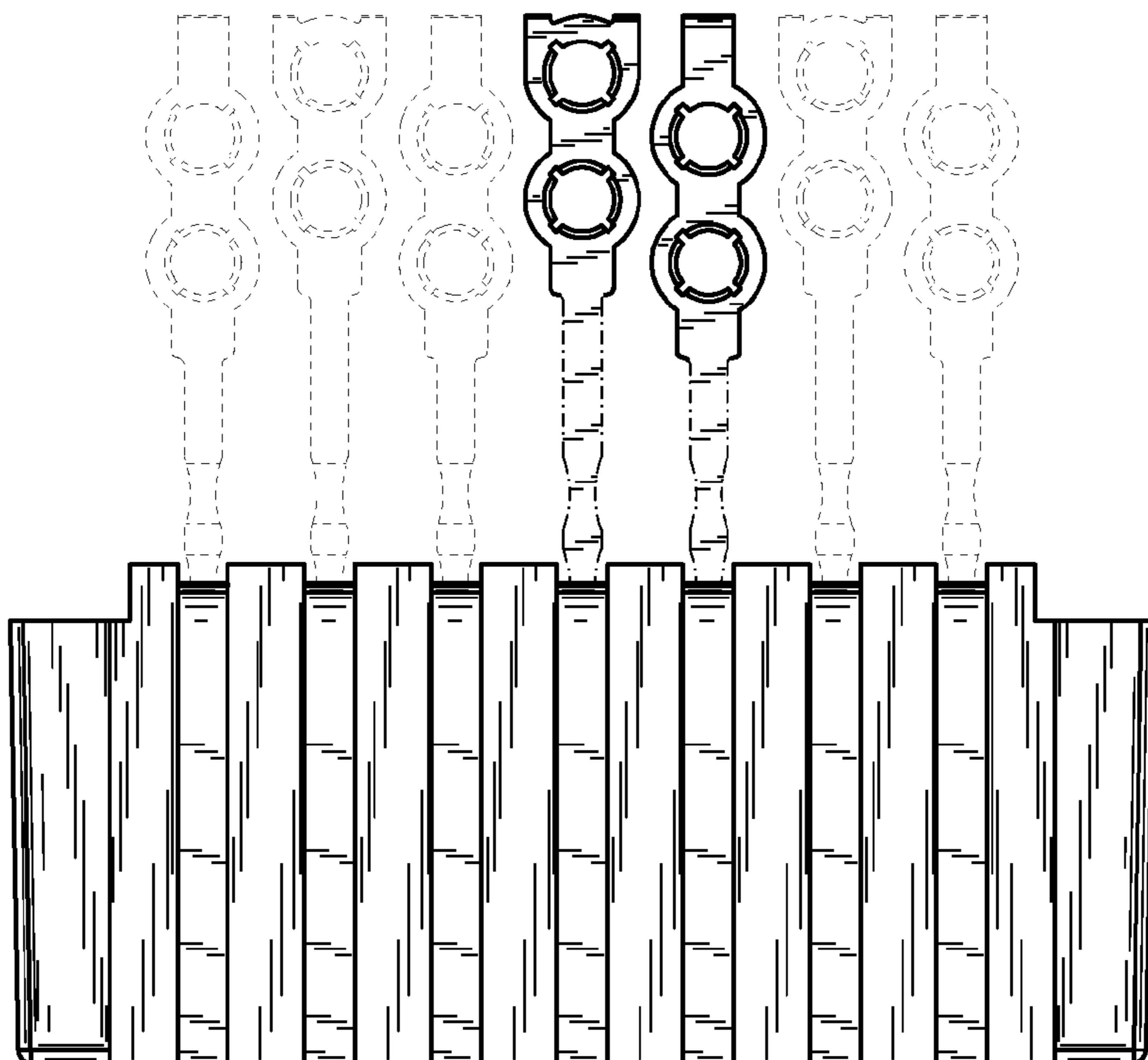


Fig.8