



US00D691933S

(12) **United States Design Patent**
Van Velthuizen

(10) **Patent No.:** **US D691,933 S**
(45) **Date of Patent:** **** Oct. 22, 2013**

(54) **VEHICLE SIDE VIEW MIRROR SHIELD**

Primary Examiner — Katrina A Betton

(71) Applicant: **Ellie Van Velthuizen**, Brockville (CA)

(74) *Attorney, Agent, or Firm* — Etienne de Villiers; Dimock Stratton LLP

(72) Inventor: **Ellie Van Velthuizen**, Brockville (CA)

(**) Term: **14 Years**

(57) **CLAIM**

The ornamental design for a vehicle side view mirror shield, as shown and described.

(21) Appl. No.: **29/436,126**

(22) Filed: **Nov. 1, 2012**

DESCRIPTION

(51) **LOC (9) Cl.** **12-16**

(52) **U.S. Cl.**
USPC **D12/187**

(58) **Field of Classification Search**
USPC D12/187, 188–189; D6/300, 309;
359/838, 841, 842, 843, 844, 868, 871,
359/604, 881, 514, 866; 248/479–483,
248/475.1

See application file for complete search history.

FIG. 1 is a perspective view of the vehicle side view mirror shield showing environment in phantom lines;
FIG. 2 is a perspective view of the vehicle side view mirror shield;
FIG. 3 is a perspective view of the vehicle side view mirror shield taken opposite FIG. 2;
FIG. 4 is a side elevation of the vehicle side view mirror shield;
FIG. 5 is a front elevation of the vehicle side view mirror shield;
FIG. 6 is a top plan view of the vehicle side view mirror shield;
FIG. 7 is a rear elevation of the vehicle side view mirror shield;
FIG. 8 is a side elevation of the vehicle side view mirror shield taken opposite FIG. 4; and,
FIG. 9 is a bottom plan view of the vehicle side view mirror shield.

(56) **References Cited**

U.S. PATENT DOCUMENTS

D575,708 S *	8/2008	Courbon et al.	D12/187
D578,942 S *	10/2008	Courbon et al.	D12/187
D610,060 S *	2/2010	Meier et al.	D12/187
D610,513 S *	2/2010	Meier et al.	D12/187
7,856,693 B1 *	12/2010	Johnson	15/250.003
D636,308 S *	4/2011	Reimchen et al.	D12/187

* cited by examiner

1 Claim, 4 Drawing Sheets

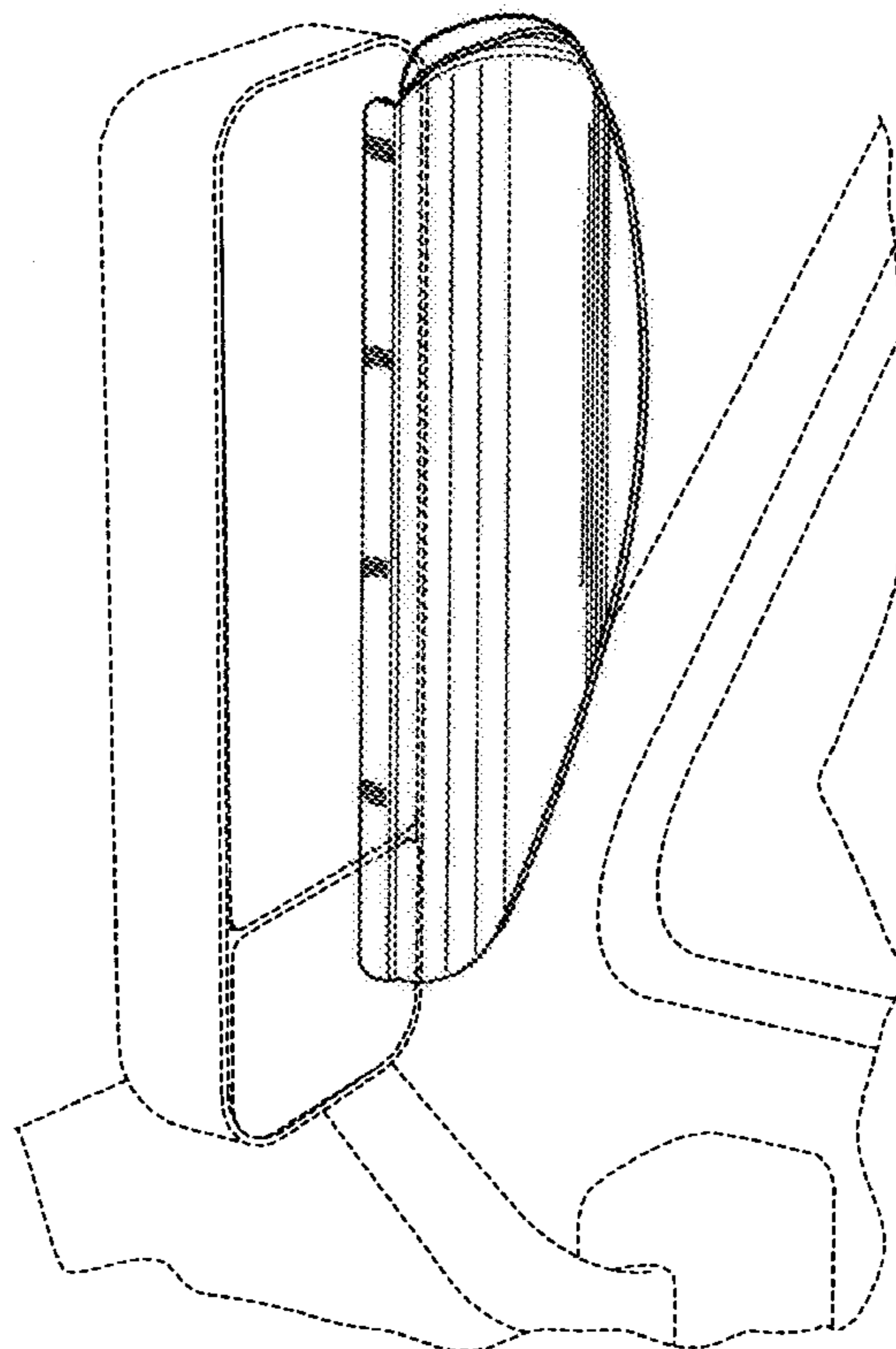


Fig. 1

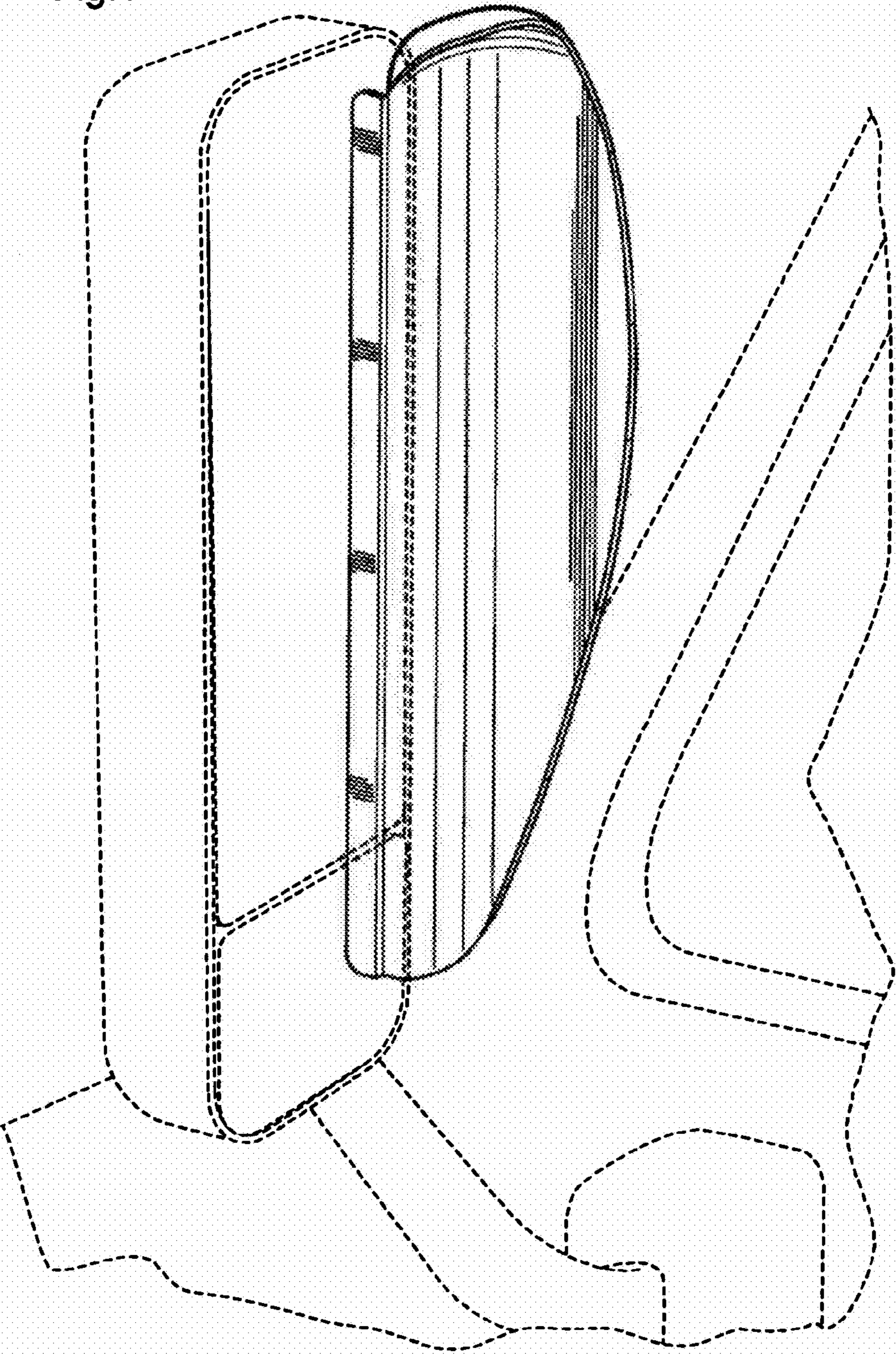


Fig.2

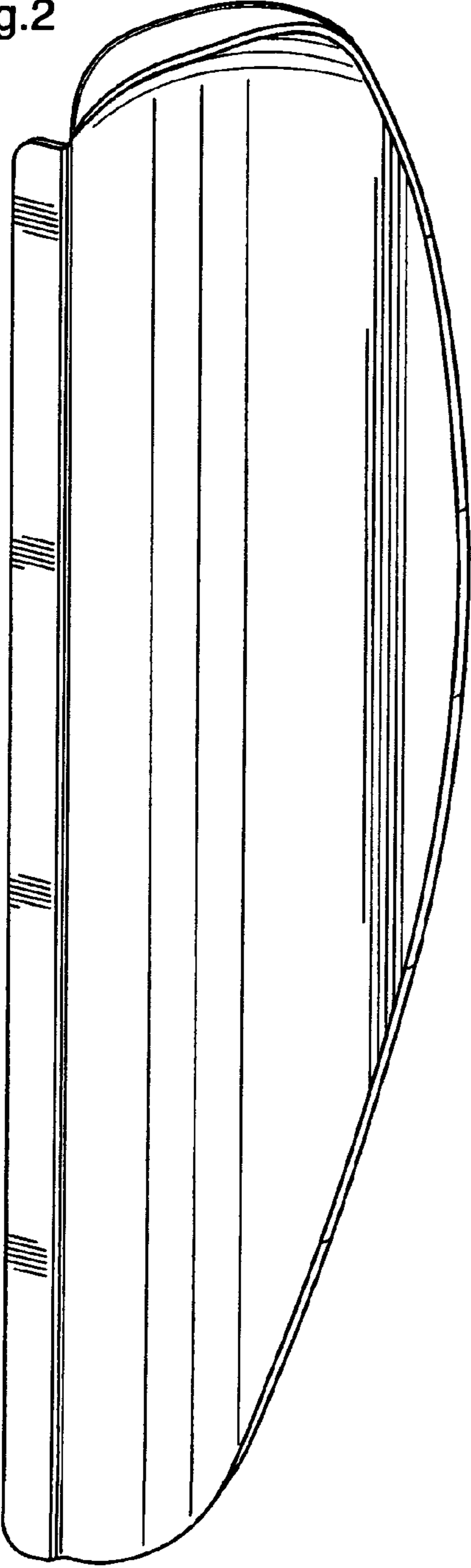
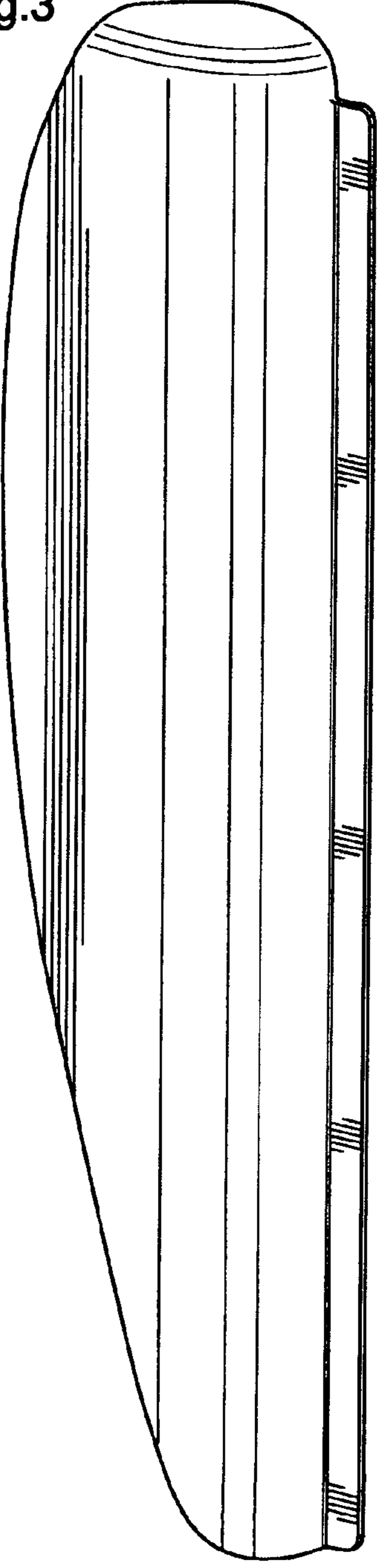


Fig.3






Fig.4

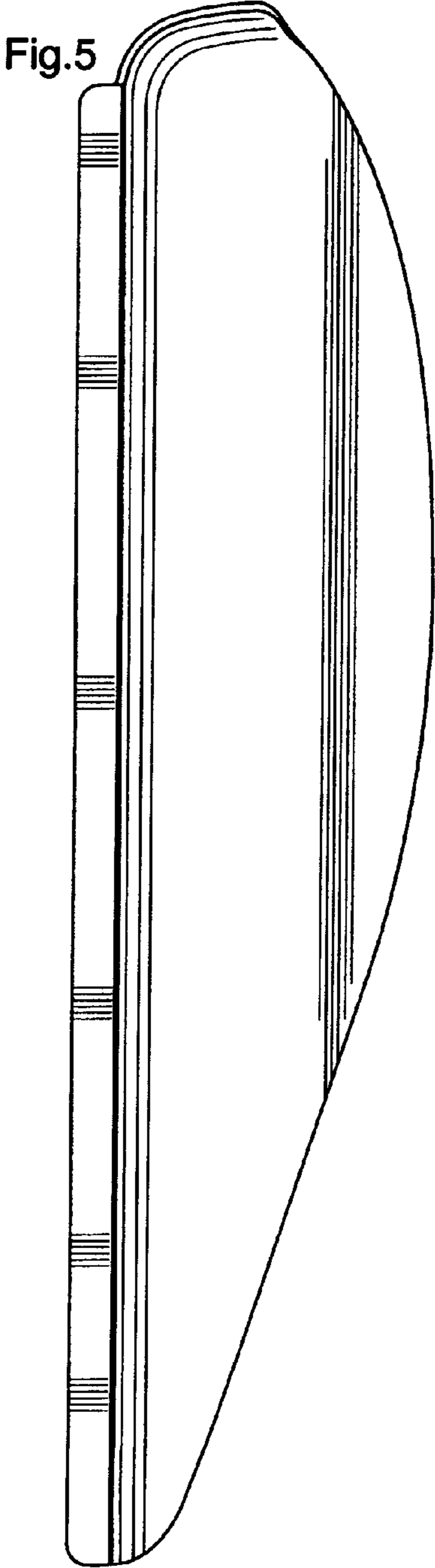


Fig.5




Fig.6

