



US00D691922S

(12) **United States Design Patent**
Ziaullah

(10) **Patent No.:** **US D691,922 S**
(45) **Date of Patent:** **** Oct. 22, 2013**

(54) **AUTOMOBILE**

(71) Applicant: **Abdul Wahab Ziaullah**, Doha (QA)

(72) Inventor: **Abdul Wahab Ziaullah**, Doha (QA)

(**) Term: **14 Years**

(21) Appl. No.: **29/444,585**

(22) Filed: **Jan. 31, 2013**

(51) **LOC (9) Cl.** **12-08**

(52) **U.S. Cl.**
USPC **D12/91; D12/92**

(58) **Field of Classification Search**
USPC **D12/86, 90-92; 296/181.1, 181.5;**
D21/424, 433, 434
See application file for complete search history.

(56) **References Cited**

U.S. PATENT DOCUMENTS

D243,838 S *	3/1977	Peterson	D12/91
D578,040 S	10/2008	Ward		
D579,822 S	11/2008	Lo et al.		
D582,315 S *	12/2008	Fitzgerald	D12/92
D626,453 S	11/2010	Arnell		
D629,720 S *	12/2010	Manzoni	D12/92
D648,655 S *	11/2011	Bischoff et al.	D12/92

D664,474 S *	7/2012	Stoschek et al.	D12/92
D672,284 S *	12/2012	Perini	D12/92
D673,079 S *	12/2012	Goto et al.	D12/92
D680,030 S *	4/2013	Rodriguez	D12/92

* cited by examiner

Primary Examiner — Susan M Lee

Assistant Examiner — Linda Brooks

(74) *Attorney, Agent, or Firm* — John J. Love; Cooke Law Firm

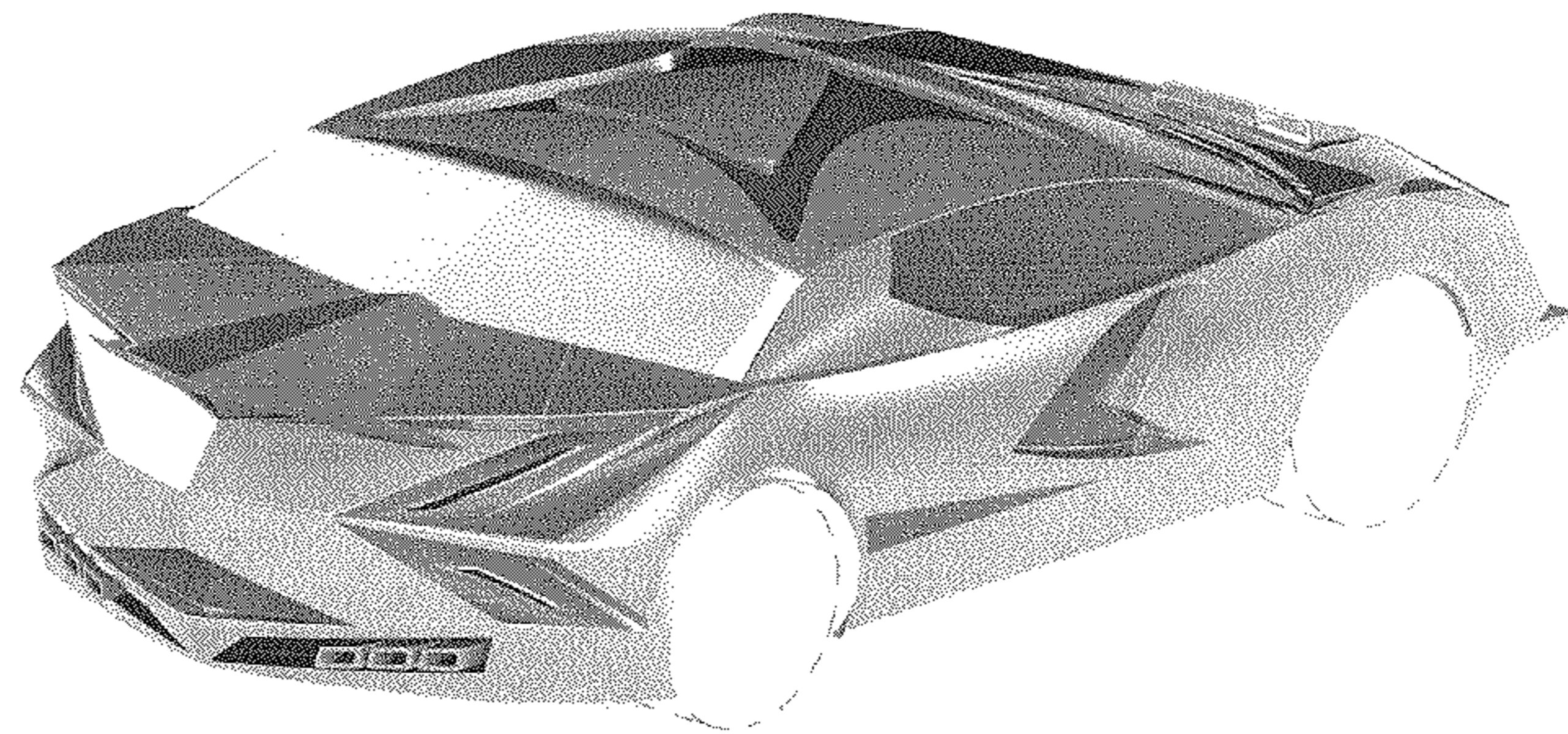
(57) **CLAIM**

The ornamental design for an automobile, as shown and described.

DESCRIPTION

FIG. 1 is a front view of an automobile showing my new design;
FIG. 2 is a left side view therefore, with the right side being a mirror image;
FIG. 3 is a rear view thereof;
FIG. 4 is a top view thereof;
FIG. 5 is a front perspective view thereof; and,
FIG. 6 is a rear perspective view thereof.
The broken lines presented in the drawings represent unclaimed structure.

1 Claim, 6 Drawing Sheets






FIG. 1




FIG. 2




FIG. 3




FIG. 4

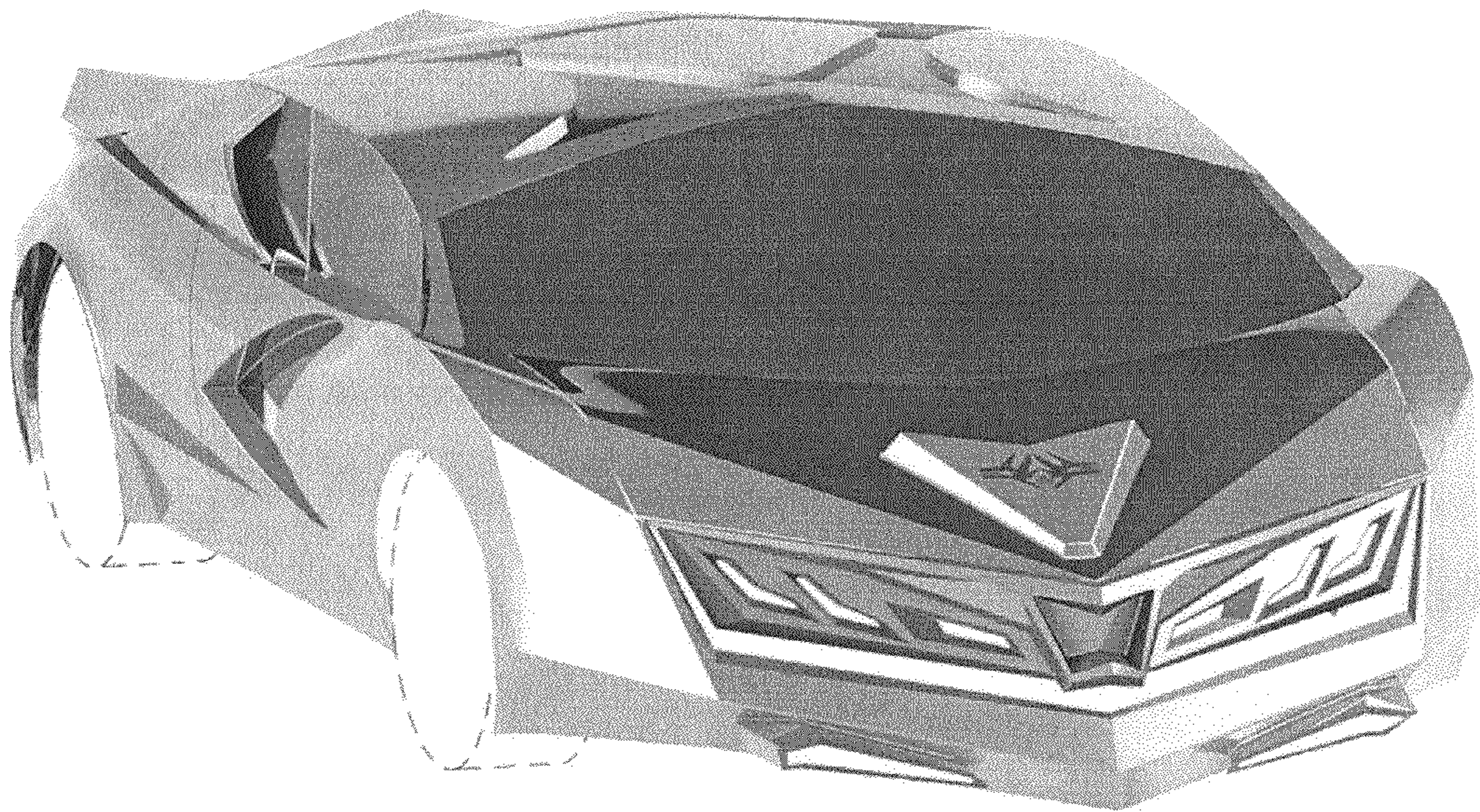


FIG. 5

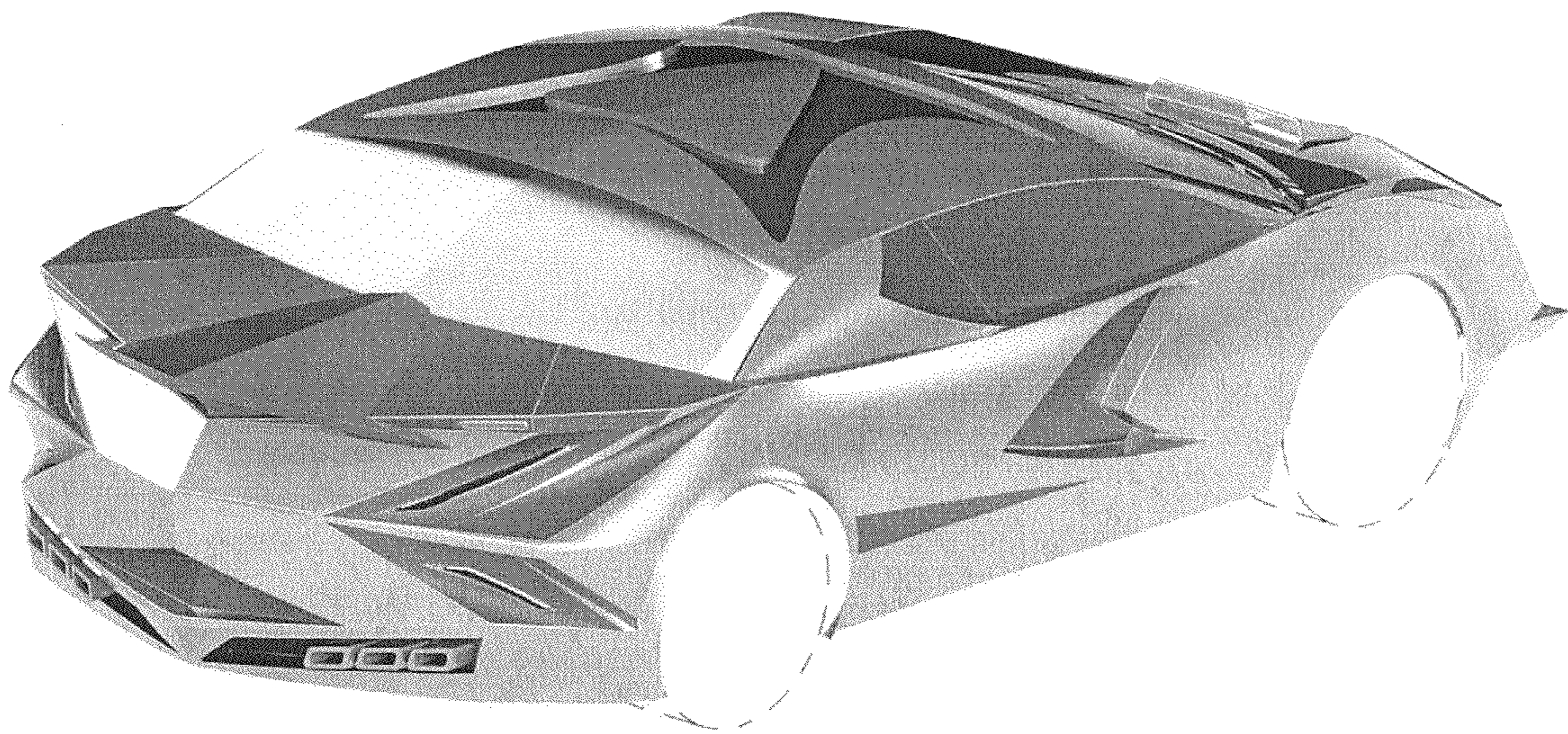


FIG. 6