

US00D691913S

(12) **United States Design Patent**
Outland

(10) **Patent No.:** **US D691,913 S**

(45) **Date of Patent:** **** Oct. 22, 2013**

(54) **WRIST BAND CHARM**

(71) Applicant: **Roxo, LLC**, Birmingham, MI (US)

(72) Inventor: **Craig R. Outland**, Troy, MI (US)

(73) Assignee: **Roxo, LLC**, Sylvan Lake, MI (US)

(**) Term: **14 Years**

(21) Appl. No.: **29/434,049**

(22) Filed: **Oct. 9, 2012**

D502,662 S *	3/2005	Rapport	D11/3
D503,646 S *	4/2005	Rapport	D11/3
D505,353 S *	5/2005	Del Valle	D11/3
D547,227 S *	7/2007	Del Valle	D11/3
D550,430 S *	9/2007	Martin, Jr.	D11/3
D552,003 S *	10/2007	Lecut	D11/3
D591,633 S *	5/2009	Del Valle	D11/3
D615,445 S *	5/2010	Hardy	D11/26
D627,146 S *	11/2010	Kantor et al.	D2/976
D653,153 S *	1/2012	Froehlich	D11/89
D656,056 S *	3/2012	Outland	D11/79
D656,860 S *	4/2012	Fortescue	D11/89
2008/0250815 A1 *	10/2008	Wachler et al.	63/1.15

* cited by examiner

Related U.S. Application Data

(63) Continuation of application No. 29/416,252, filed on Mar. 20, 2012, now Pat. No. Des. 668,576, which is a continuation of application No. 29/365,339, filed on Jul. 8, 2010, now Pat. No. Des. 656,056.

(51) **LOC (9) Cl.** **11-01**

(52) **U.S. Cl.**
USPC **D11/79**

(58) **Field of Classification Search**
USPC D11/1-11, 79-87; 63/12, 13,
63/14.1-14.8, 40, 1.17
See application file for complete search history.

(56) **References Cited**

U.S. PATENT DOCUMENTS

D56,246 S *	9/1920	Alterson	D11/216
2,680,315 A *	6/1954	McHugh et al.	D30/152
D349,468 S *	8/1994	Souren	D11/3
D442,113 S *	5/2001	Nisguretsky	D11/86
D463,308 S *	9/2002	Skiles	D11/3
D497,566 S *	10/2004	Pucci	D11/4
D502,661 S *	3/2005	Rapport	D11/3

Primary Examiner — Jennifer Rivard

Assistant Examiner — Melanie Pellegrini

(74) *Attorney, Agent, or Firm* — McAndrews Held & Malloy, Ltd.

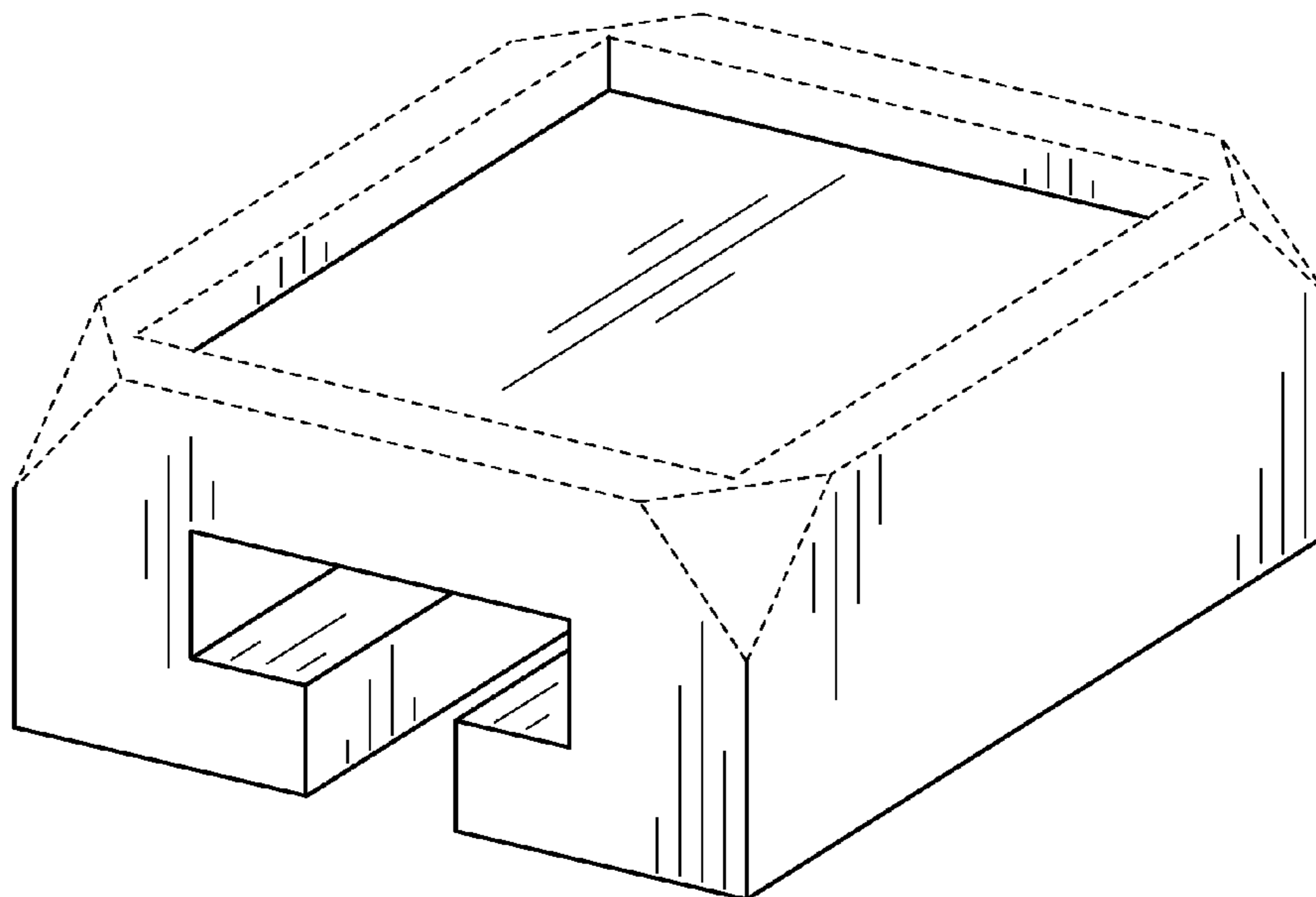
(57) **CLAIM**

The ornamental design for a wrist band charm, as shown and described.

DESCRIPTION

FIG. 1 is a front right top perspective view of my new design for a wrist band charm;
FIG. 2 is a top plan view thereof;
FIG. 3 is a bottom plan view thereof;
FIG. 4 is front elevation view thereof;
FIG. 5 is a rear elevation view thereof;
FIG. 6 is a right-side elevation view thereof;
FIG. 7 is a left-side elevation view thereof; and,
FIG. 8 is a rear left bottom perspective view thereof.
The broken lines illustrate portions of the wrist band charm and form no part of the claimed design.

1 Claim, 3 Drawing Sheets



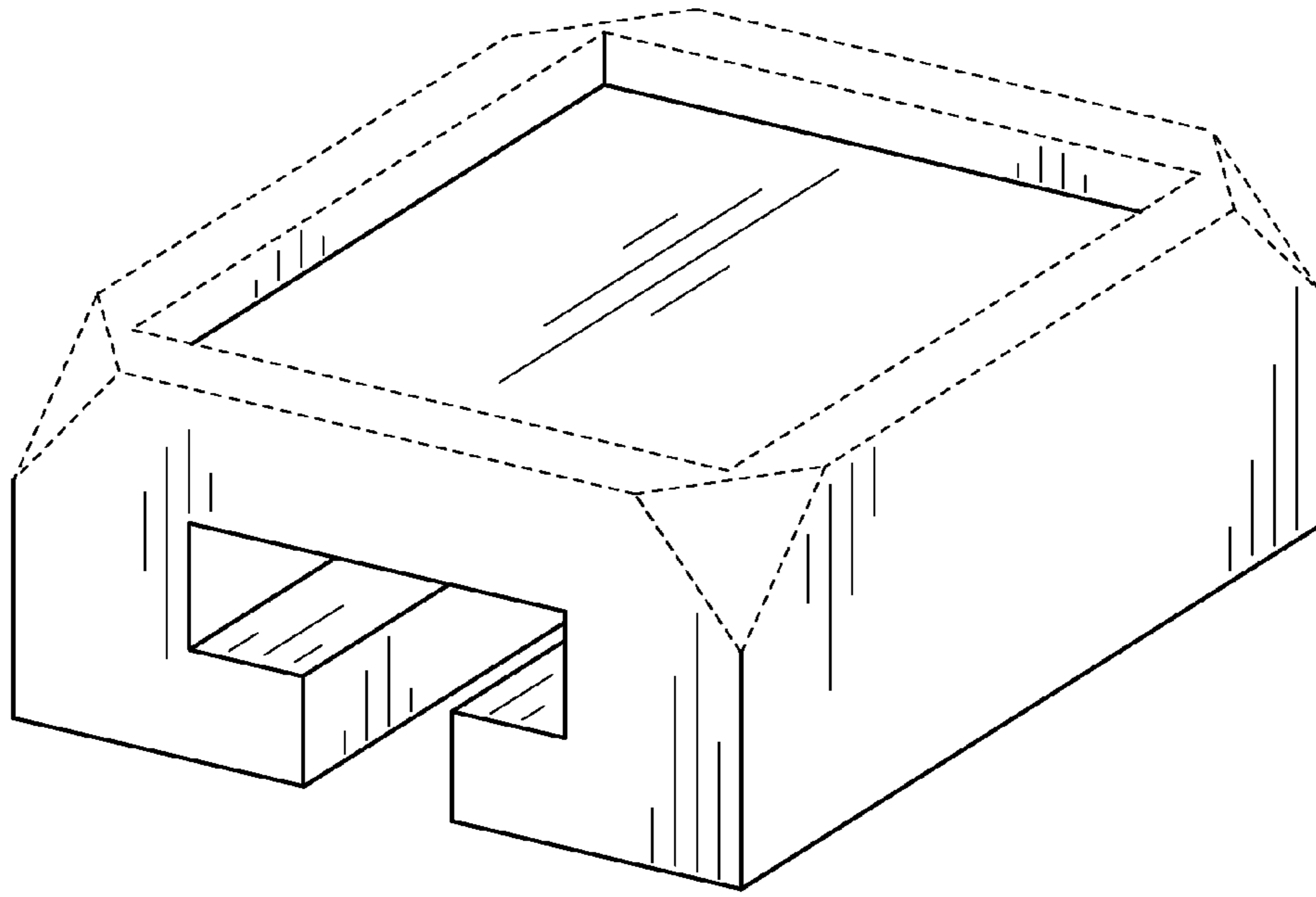


FIG. 1

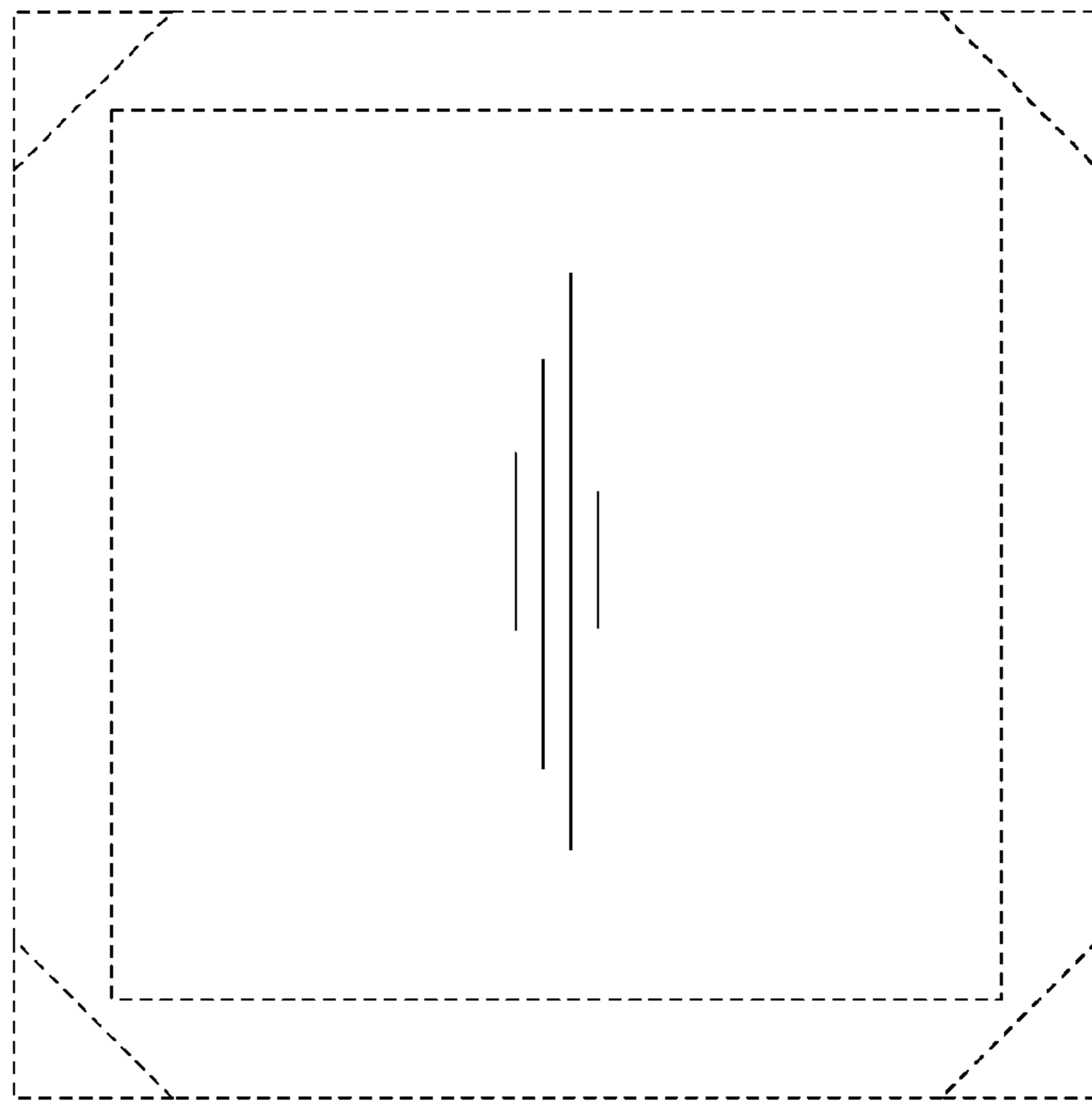


FIG. 2

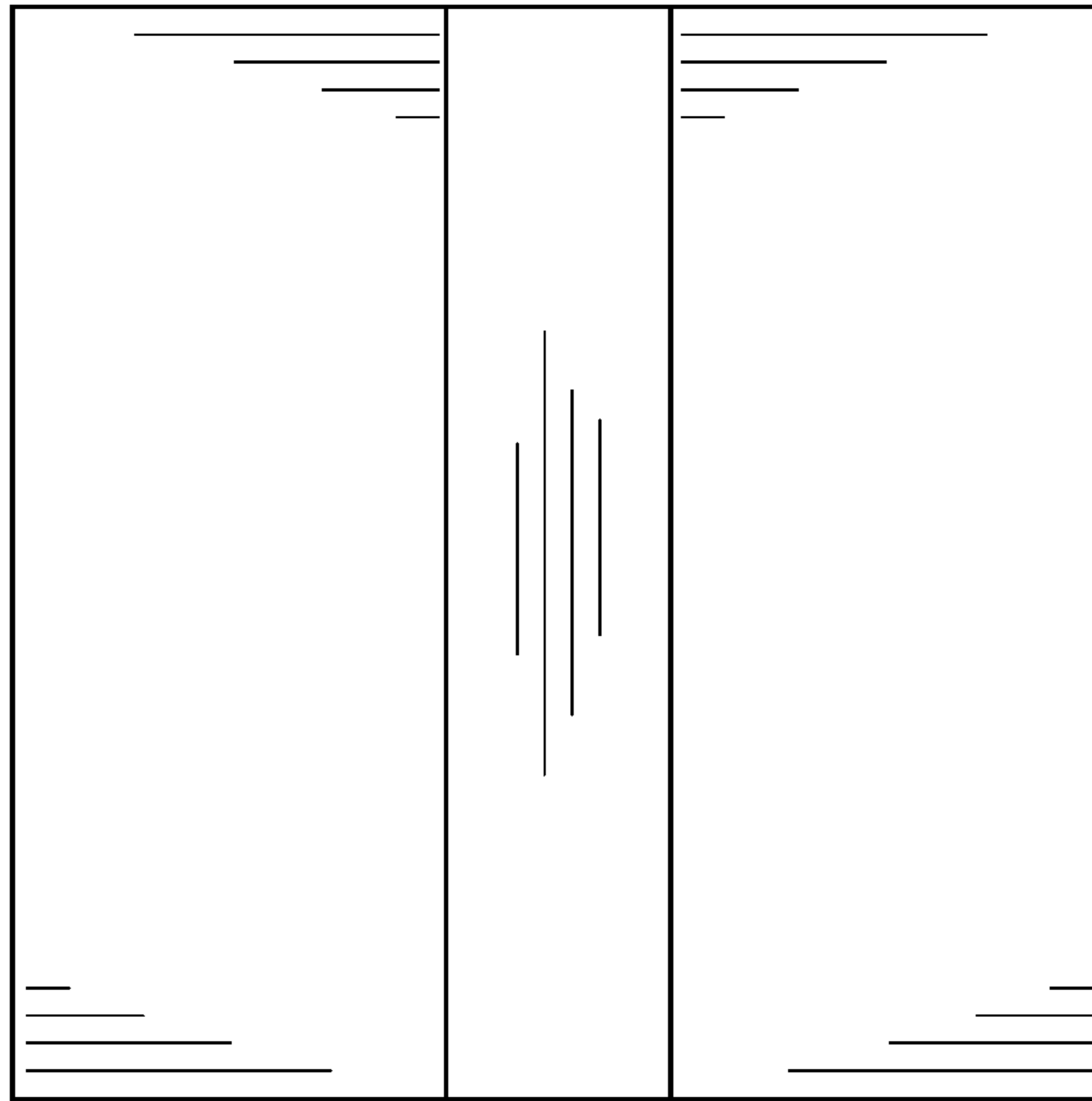


FIG. 3

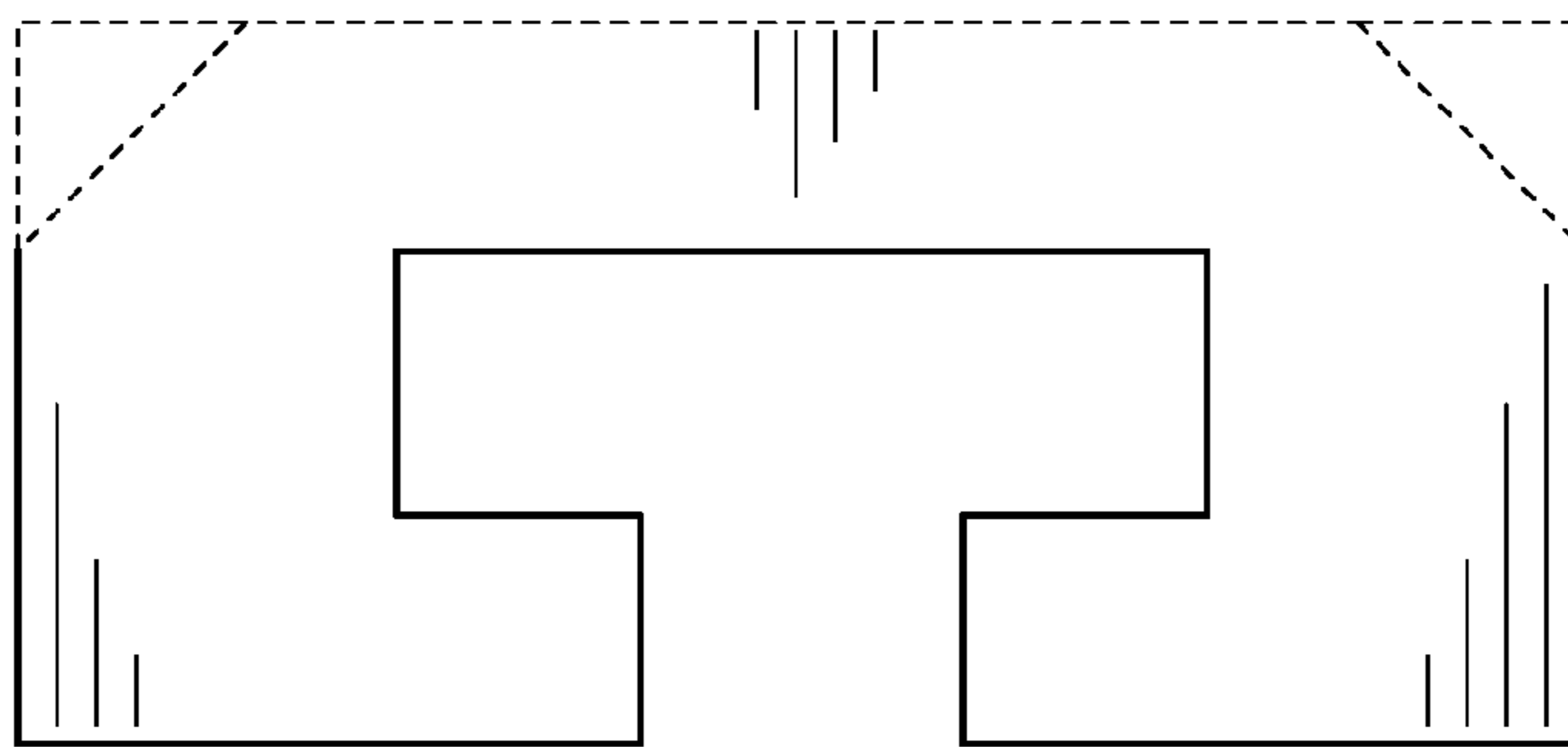


FIG. 4

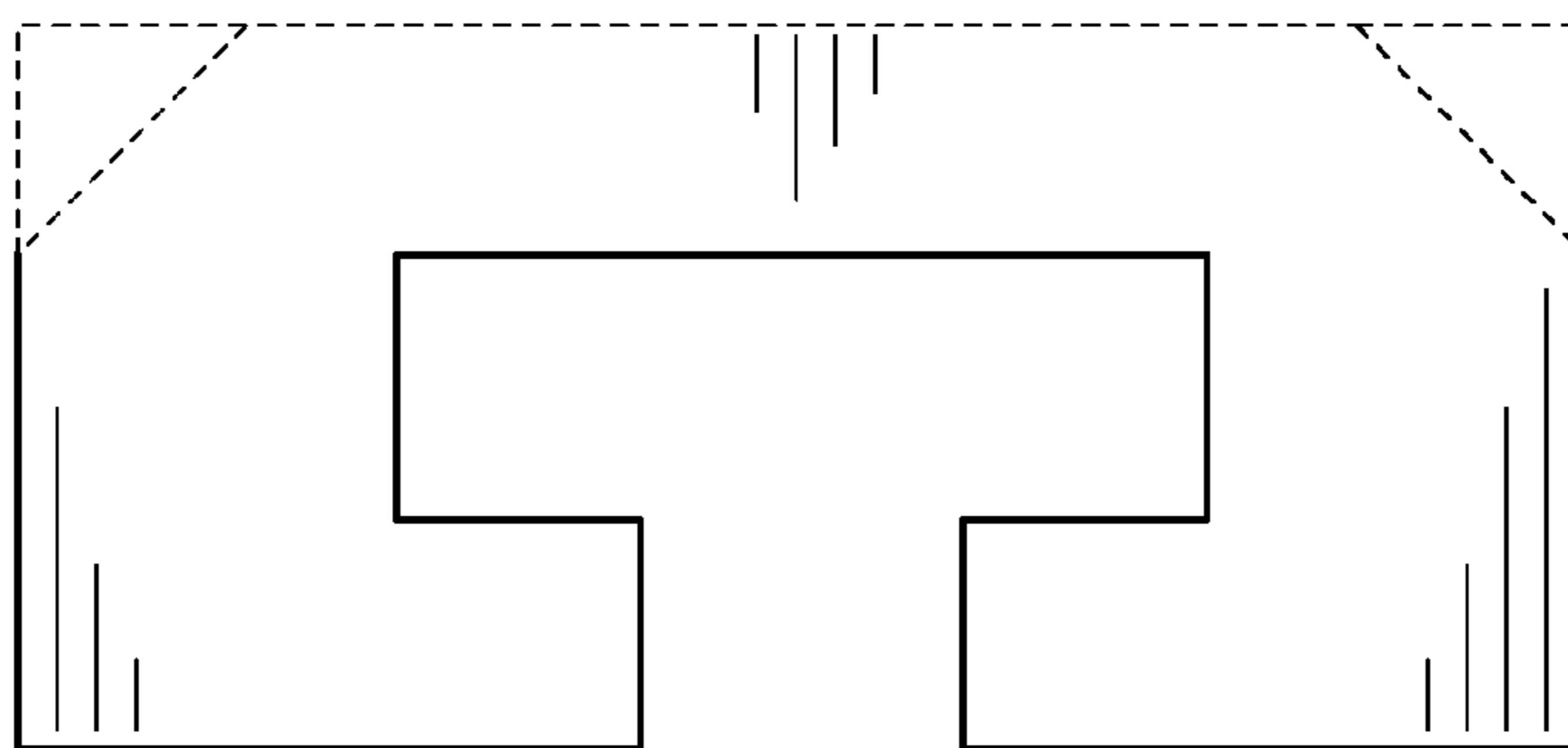


FIG. 5




FIG. 6



FIG. 7

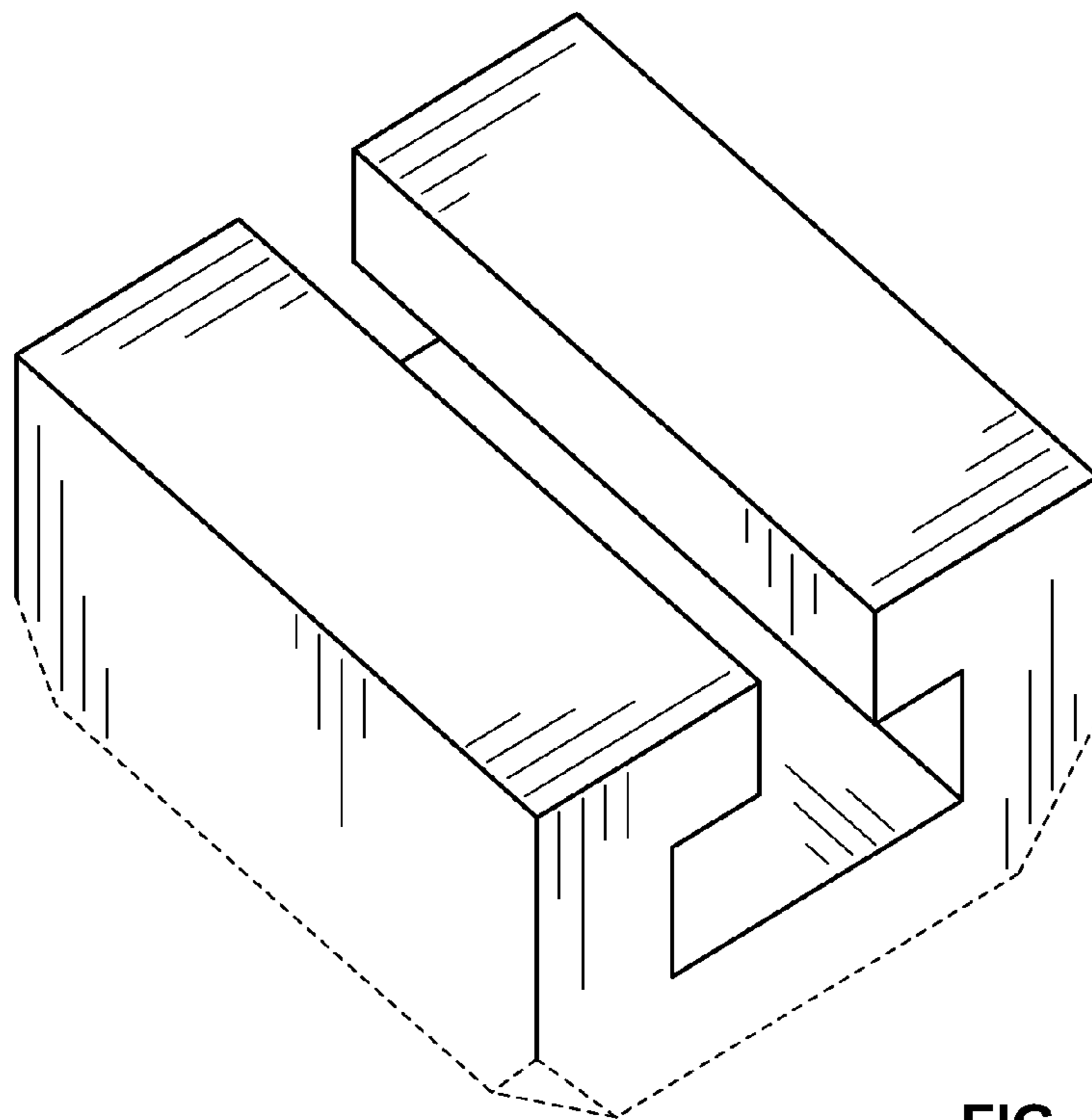


FIG. 8