



US00D691909S

(12) **United States Design Patent**
Fanelli

(10) **Patent No.:** **US D691,909 S**
(45) **Date of Patent:** **** Oct. 22, 2013**

(54) **BULLET JEWELRY**

(76) Inventor: **Clarenda Fanelli**, Olathe, KS (US)

(**) Term: **14 Years**

(21) Appl. No.: **29/421,206**

(22) Filed: **Jun. 12, 2012**

(51) **LOC (9) Cl.** **11-01**

(52) **U.S. Cl.**
USPC **D11/1; D11/73**

(58) **Field of Classification Search**
USPC D11/1-25, 79-85, 67, 40, 93; 63/23,
63/35, 3; D22/115, 116; 42/1.01; 102/507,
102/506, 510

See application file for complete search history.

(56) **References Cited**

U.S. PATENT DOCUMENTS

D162,748	S	*	4/1951	Philippe	D11/4
D245,489	S	*	8/1977	Rimberg	D11/26
D291,666	S	*	9/1987	Gozlan	D11/84
4,879,953	A	*	11/1989	Carter	102/507
D387,300	S	*	12/1997	Morrison	D11/40
6,405,654	B1	*	6/2002	Smith	102/517
6,530,328	B2	*	3/2003	Burczynski et al.	102/507
6,581,503	B1	*	6/2003	Olin	86/55
D480,981	S	*	10/2003	Pasquetti	D11/26
6,732,657	B2	*	5/2004	Olin	102/507
7,823,414	B2	*	11/2010	Benos	63/23
D641,276	S	*	7/2011	Greppi	D11/1
D652,760	S	*	1/2012	Greppi	D11/86

D663,647	S	*	7/2012	Magid et al.	D11/1
D668,984	S	*	10/2012	Sasportas	D11/1
2008/0053149	A1	*	3/2008	Benos	63/35

OTHER PUBLICATIONS

[online] <http://www.thezoom.com/wp-content/uploads/2012/09/Bullet-Flower.jpg>. Accessed May 30, 2013.*

[online] http://www.calibercustomdesign.tk/wp-content/uploads/2013/01/C360_2013-01-29-20-20-54_1_small.jpg. Accessed May 30, 2013.*

[online] <http://www.barnesbullets.com/wp-content/uploads/2012/12/Terry-Blauwkamp-Recovered.jpg>. Accessed May 30, 2013.*

[online] http://m.localguides.com/site/home/apk/pinn/naturescience/images/Triple_Shock_and_eTip_vs._Lead2_small.jpg. Accessed May 30, 2013.*

* cited by examiner

Primary Examiner — Jennifer Rivard

Assistant Examiner — Melanie Pellegrini

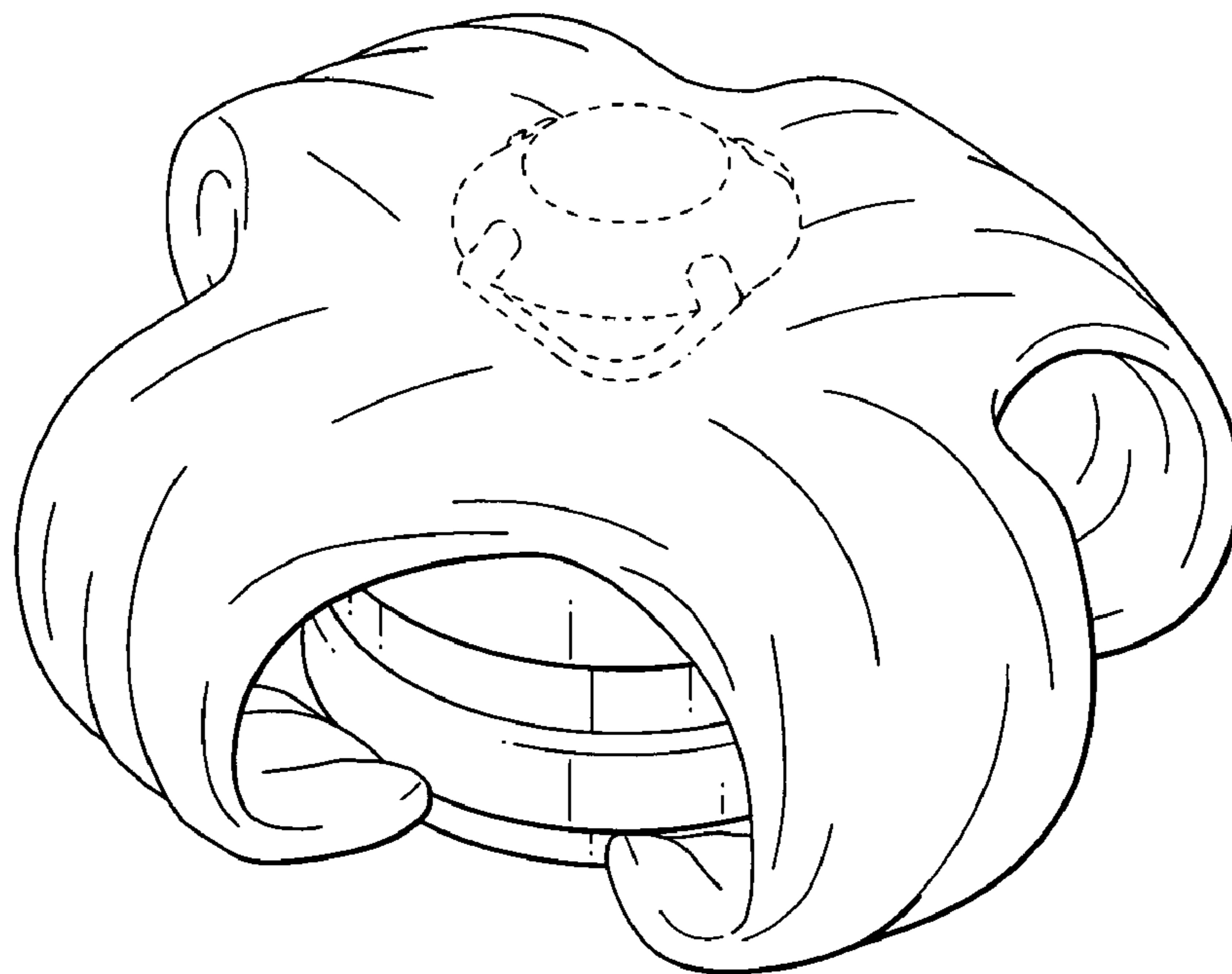
(57) **CLAIM**

I claim the ornamental design for bullet jewelry, as shown and described.

DESCRIPTION

FIG. 1 is a top perspective view of the bullet jewelry design. FIG. 2 is a front elevation view of the bullet jewelry design. FIG. 3 is a top plan view of the bullet jewelry design; and, FIG. 4 is a bottom plan view of the bullet jewelry design. The broken lines shown in the drawings illustrate portions of the bullet jewelry and form no part of the claimed design.

1 Claim, 2 Drawing Sheets



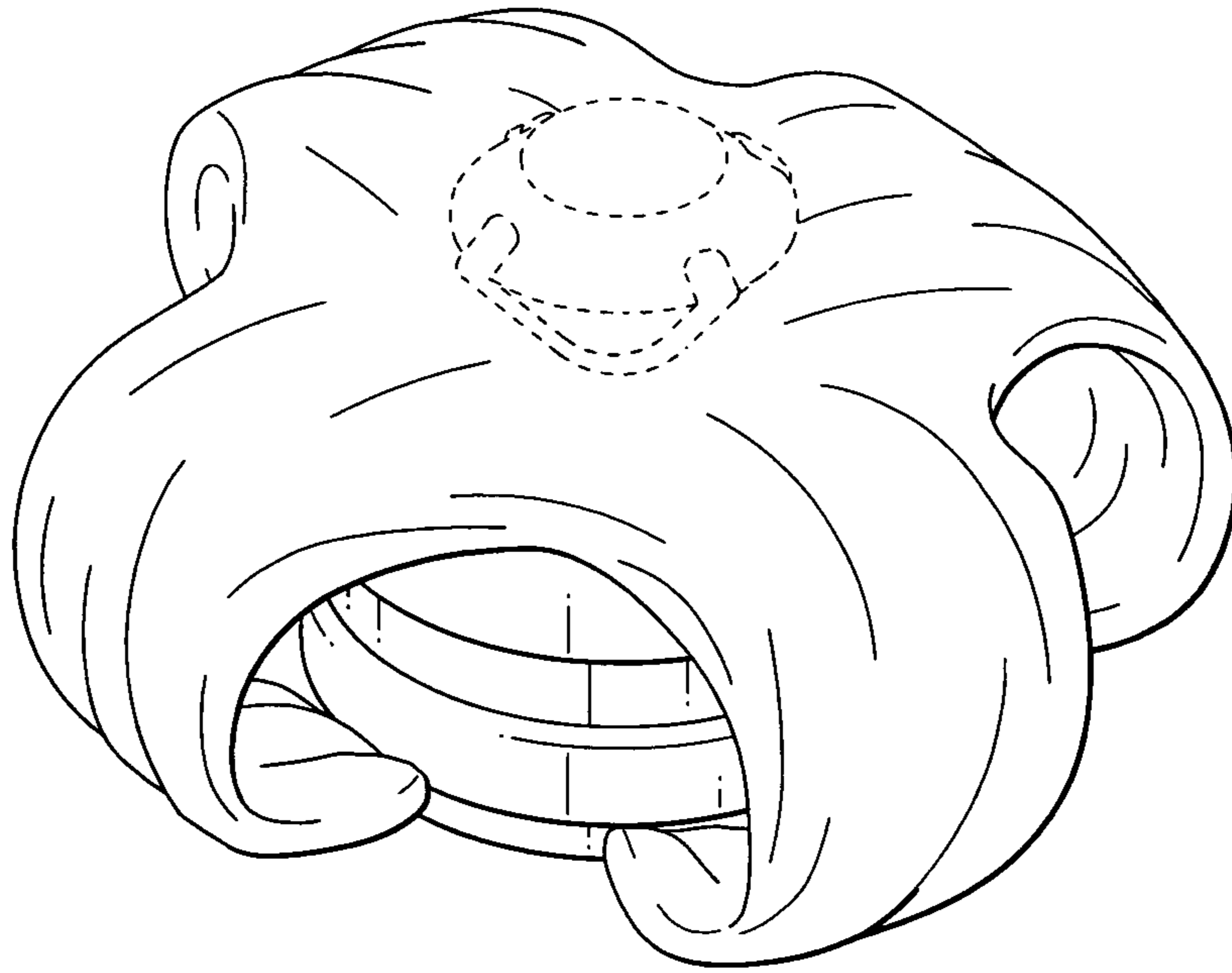


FIG. 1

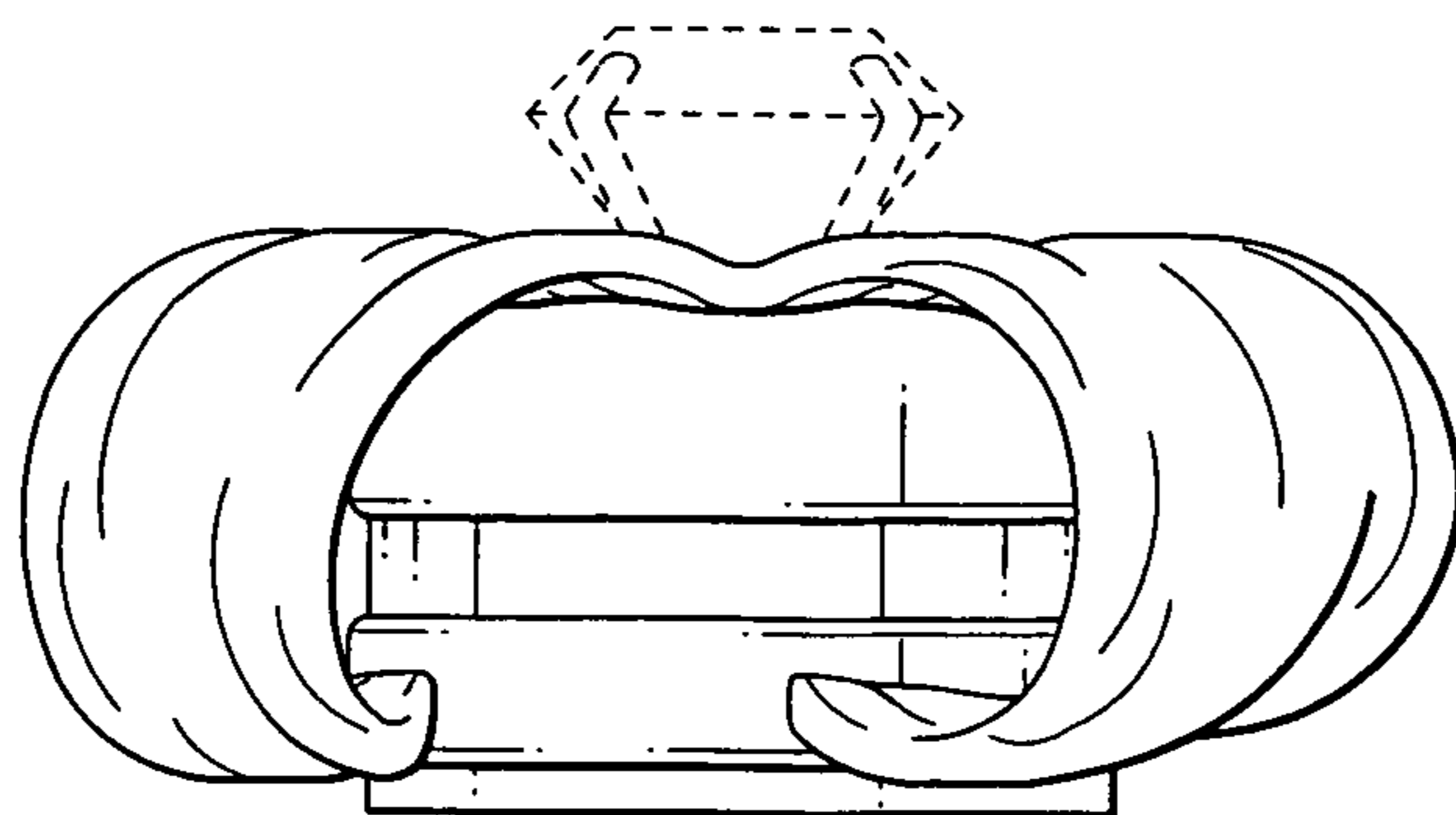


FIG. 2

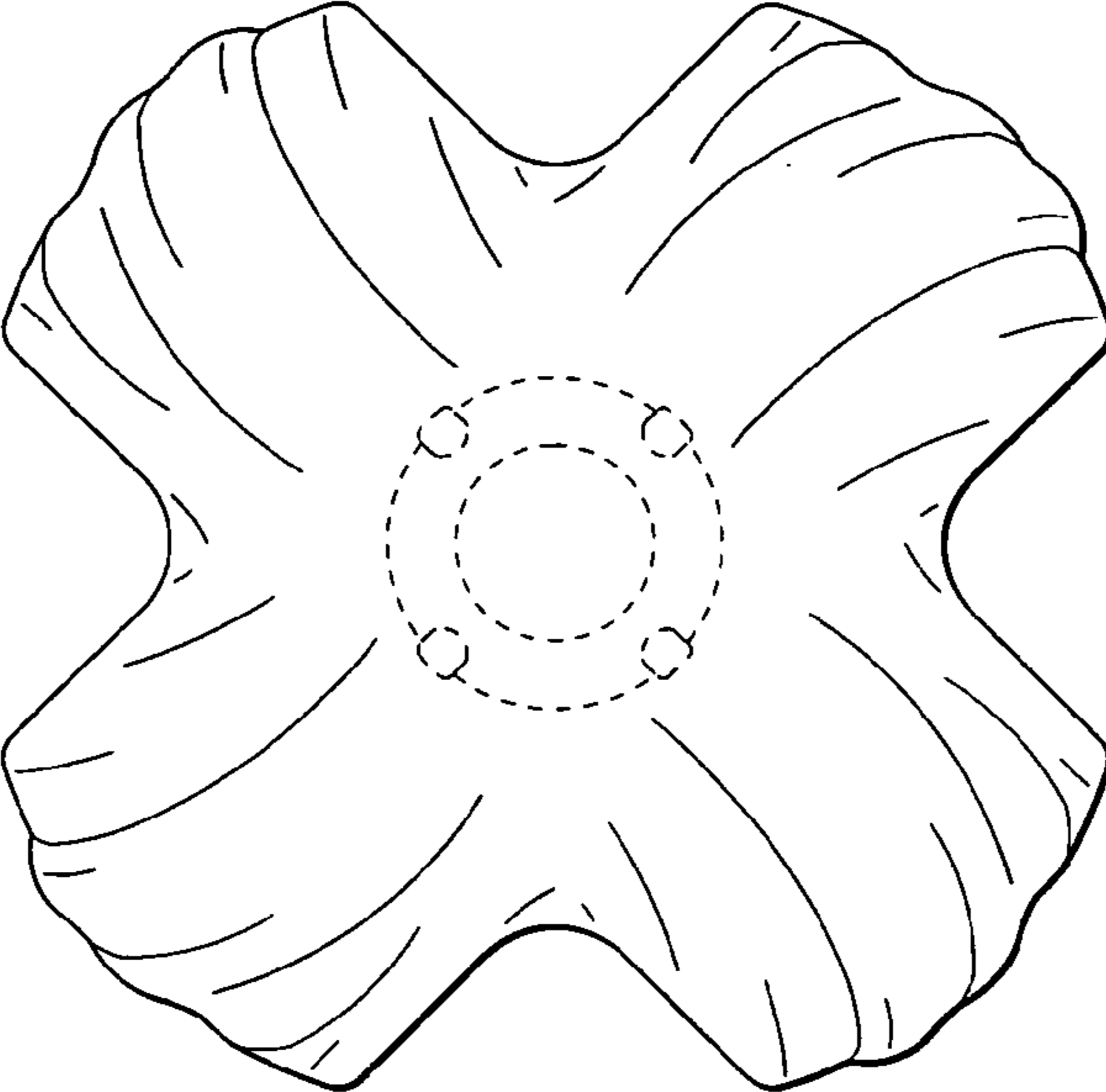


FIG. 3

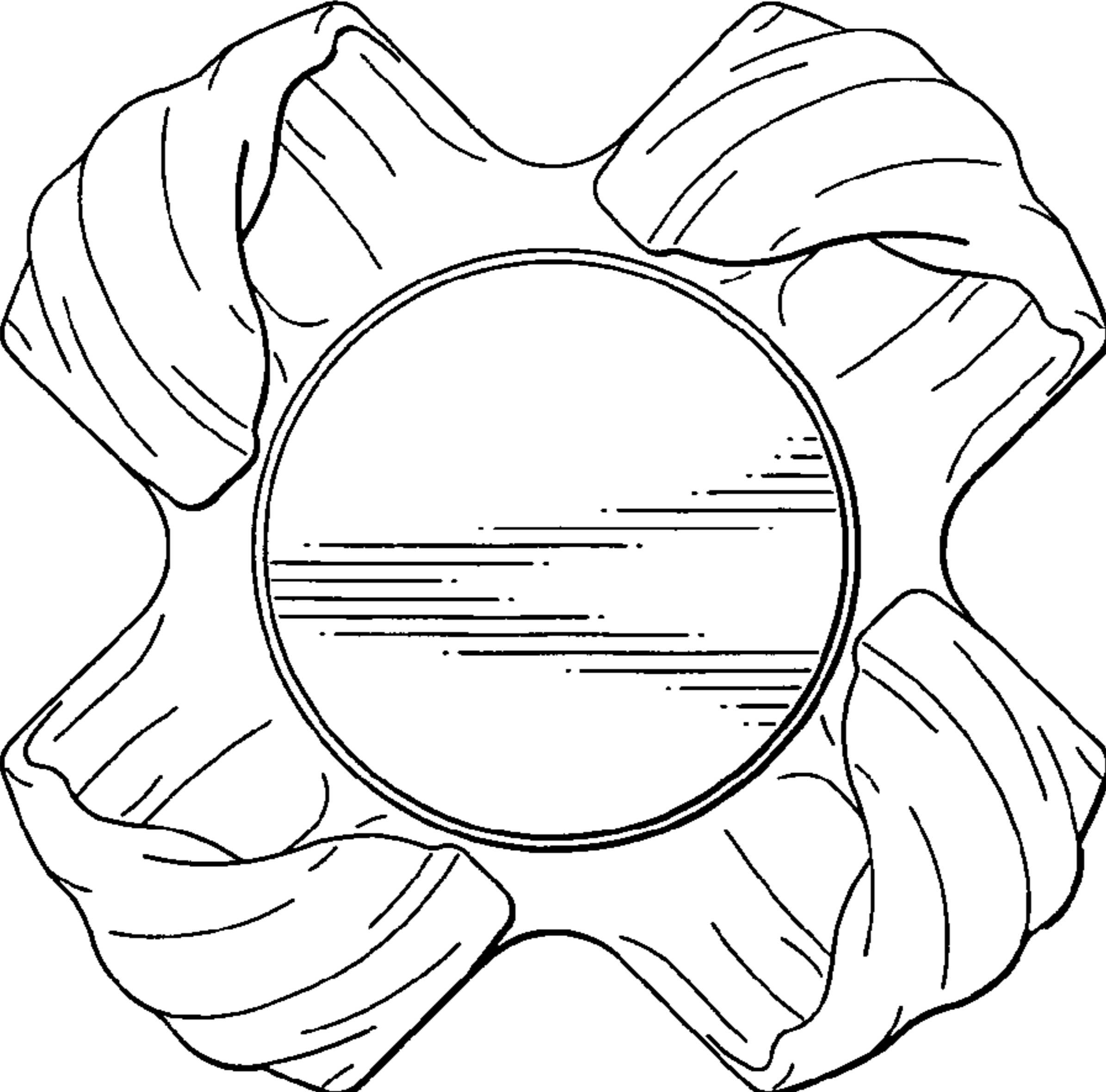


FIG. 4