



US00D691894S

(12) **United States Design Patent**  
**Marshall et al.**

(10) **Patent No.:** **US D691,894 S**  
(45) **Date of Patent:** **\*\* Oct. 22, 2013**

(54) **BOTTLE**  
(75) Inventors: **Ashby Marshall**, Sebastopol, CA (US);  
**Timothy Marshall**, Sebastopol, CA  
(US)

D567,106 S \* 4/2008 Simpson et al. .... D9/667  
D598,776 S \* 8/2009 Greene et al. .... D9/545  
D626,423 S \* 11/2010 Lauret ..... D9/574  
D629,692 S \* 12/2010 Lauret ..... D9/500  
D653,958 S \* 2/2012 Lauret ..... D9/558  
D679,602 S \* 4/2013 Gonzalez Rodriguez ..... D9/545

(73) Assignee: **Spirit Works Distillery, LLC**,  
Sebastopol, CA (US)

**OTHER PUBLICATIONS**

(\*\*) Term: **14 Years**

Plymouth Gin, Plymouth New Bottle Design, www.plymouthgin.com/news-new-bottle-design, Oct. 1, 2011, Scotland.  
Bulleit Distilling Company, Bulleit Bourbon Kentucky Straight Bourbon Whiskey Bottle, www.bulleitbourbon.com, USA.

(21) Appl. No.: **29/431,003**

\* cited by examiner

(22) Filed: **Aug. 31, 2012**

(51) **LOC (9) Cl.** ..... **09-01**

*Primary Examiner* — Sandra Morris

(52) **U.S. Cl.**  
USPC ..... **D9/667**; D9/600; D9/544; D9/558

(74) *Attorney, Agent, or Firm* — Kathleen Petrich; Miller Nash LLP

(58) **Field of Classification Search**  
USPC ..... D9/600, 667, 500–504, 516, 529–530,  
D9/537–546, 549–552, 558, 572–575;  
229/116.1; 206/494, 457, 527;  
220/890; 215/400

(57) **CLAIM**

We claim the ornamental design for a bottle, as shown and described.

See application file for complete search history.

**DESCRIPTION**

(56) **References Cited**

FIG. 1 is a front perspective view of a bottle showing our new design;

**U.S. PATENT DOCUMENTS**

FIG. 2 is a front perspective view thereof;

D126,725 S \* 4/1941 Vicent ..... D9/667  
D277,936 S \* 3/1985 Tobias ..... D9/667  
D283,598 S \* 4/1986 Heriard-Dubreuil ..... D9/550  
D416,791 S \* 11/1999 Albrecht et al. .... D9/574  
D496,866 S \* 10/2004 Cornell ..... D9/544  
D550,564 S \* 9/2007 Spencer ..... D9/558  
D554,516 S \* 11/2007 Rica ..... D9/558  
D555,498 S \* 11/2007 Bansal ..... D9/558

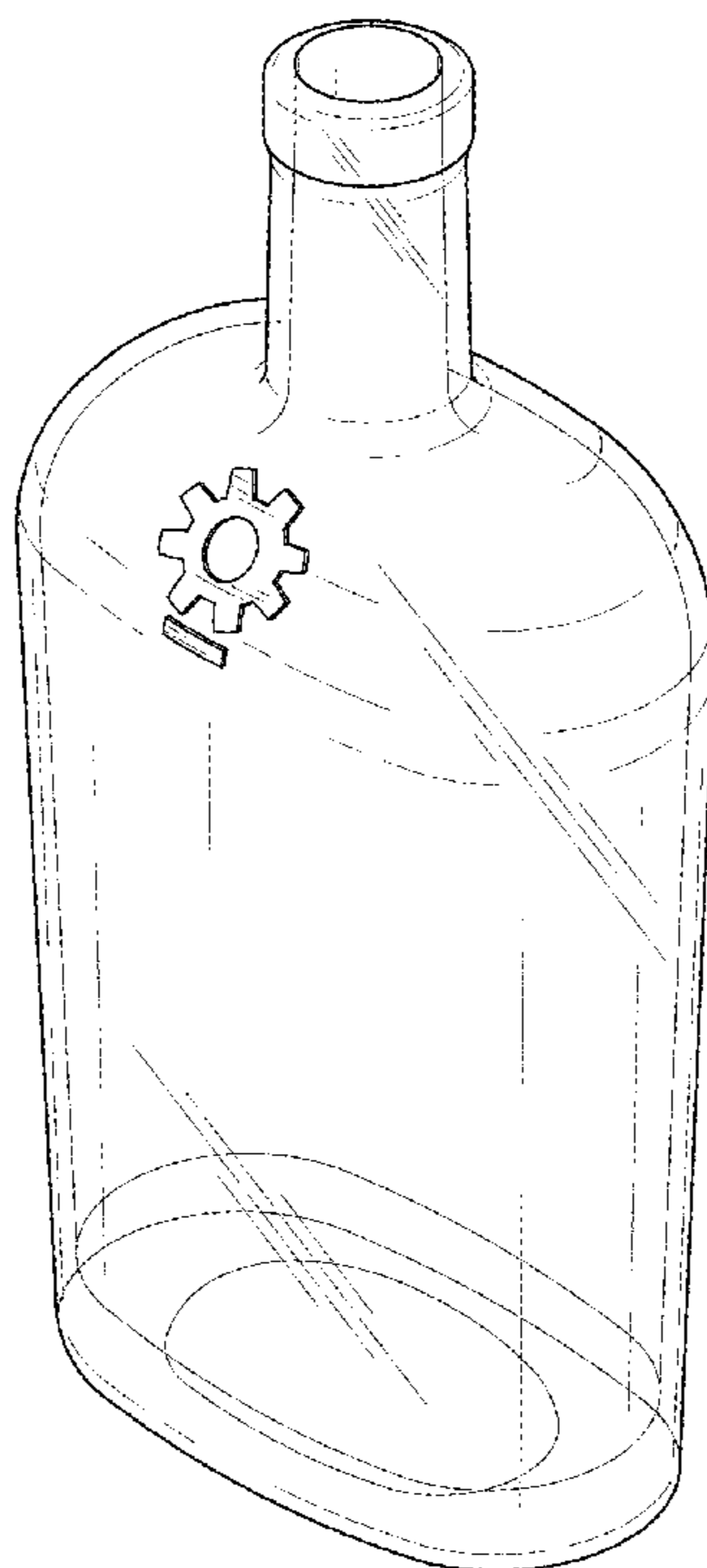
FIG. 3 is a rear view thereof;


FIG. 4 is a left side elevation view thereof, the right side elevation view being a mirror image thereof;

FIG. 5 is a top plan view thereof; and,

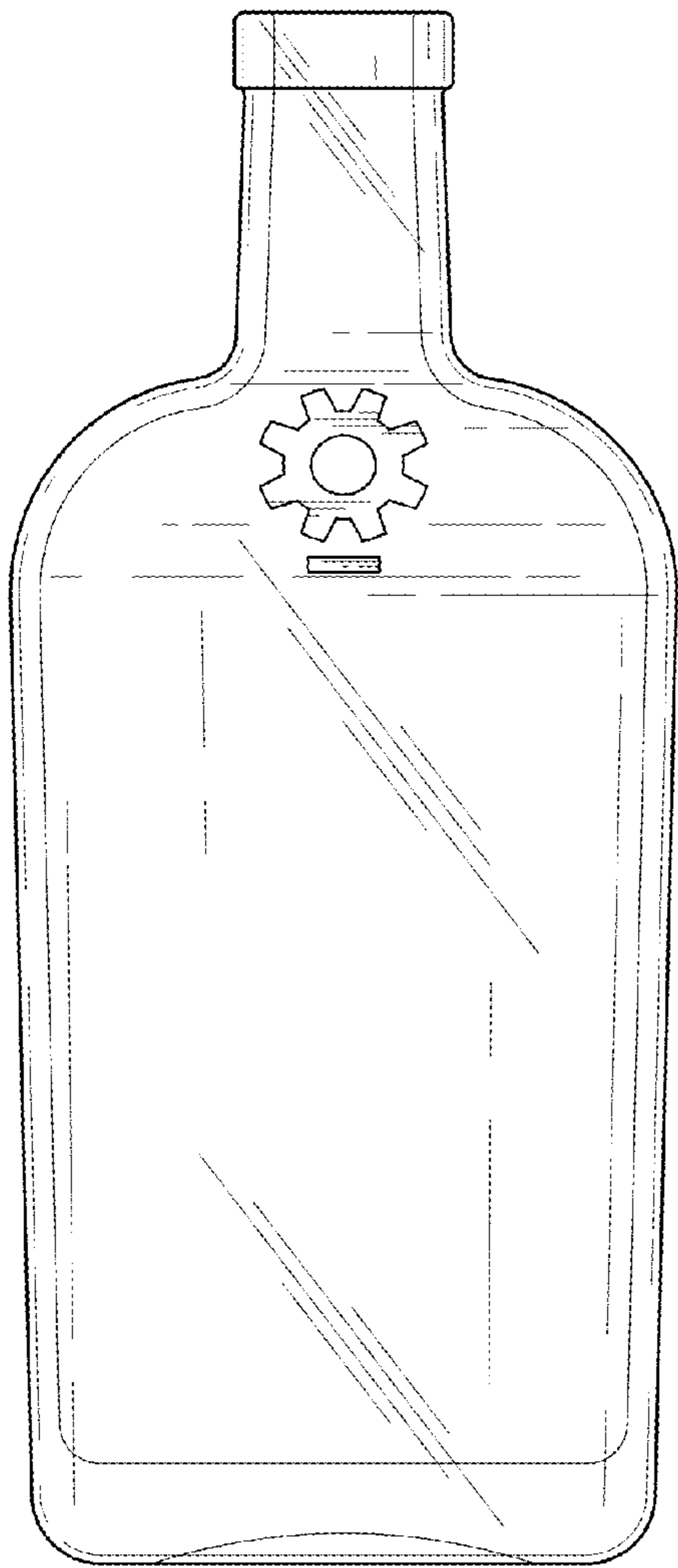
FIG. 6 is a bottom plan view thereof, the broken lines not being part of the claimed design.

**1 Claim, 3 Drawing Sheets**

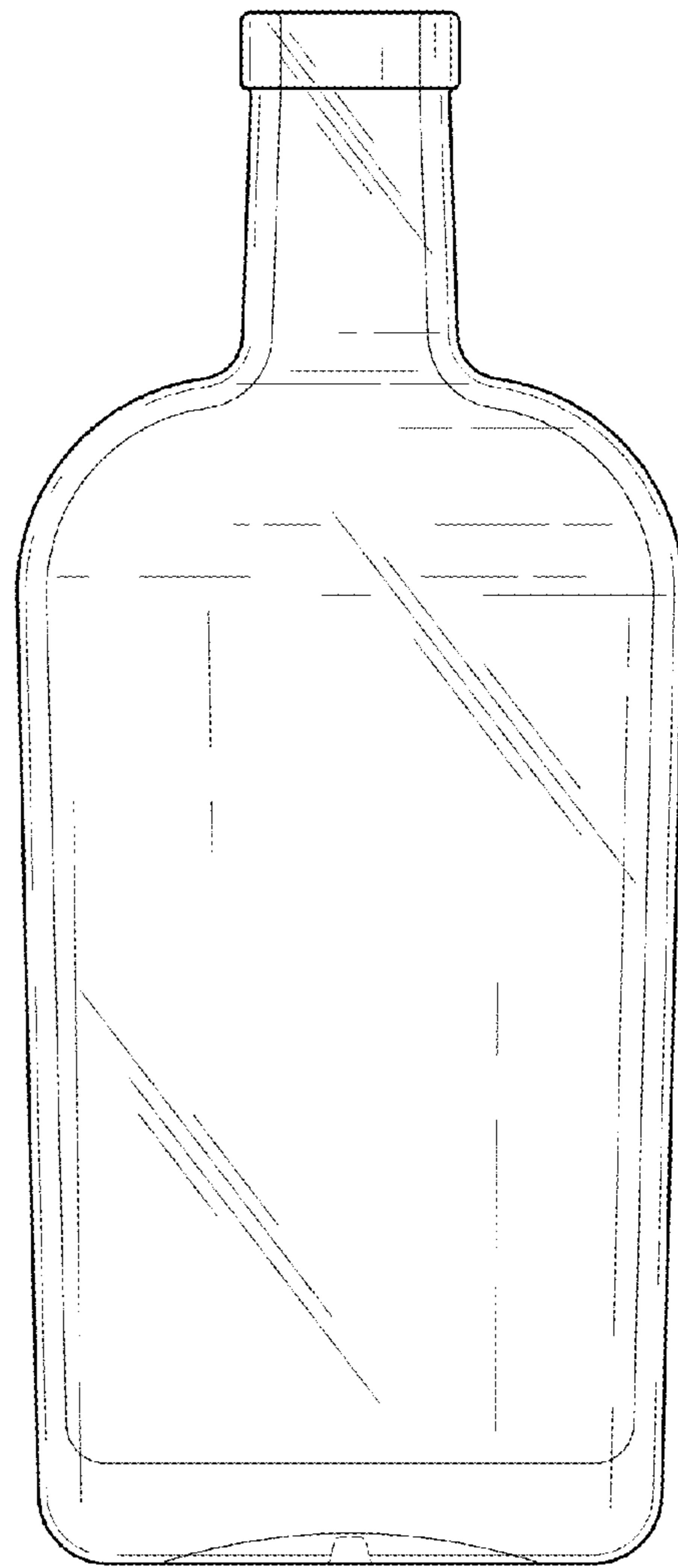




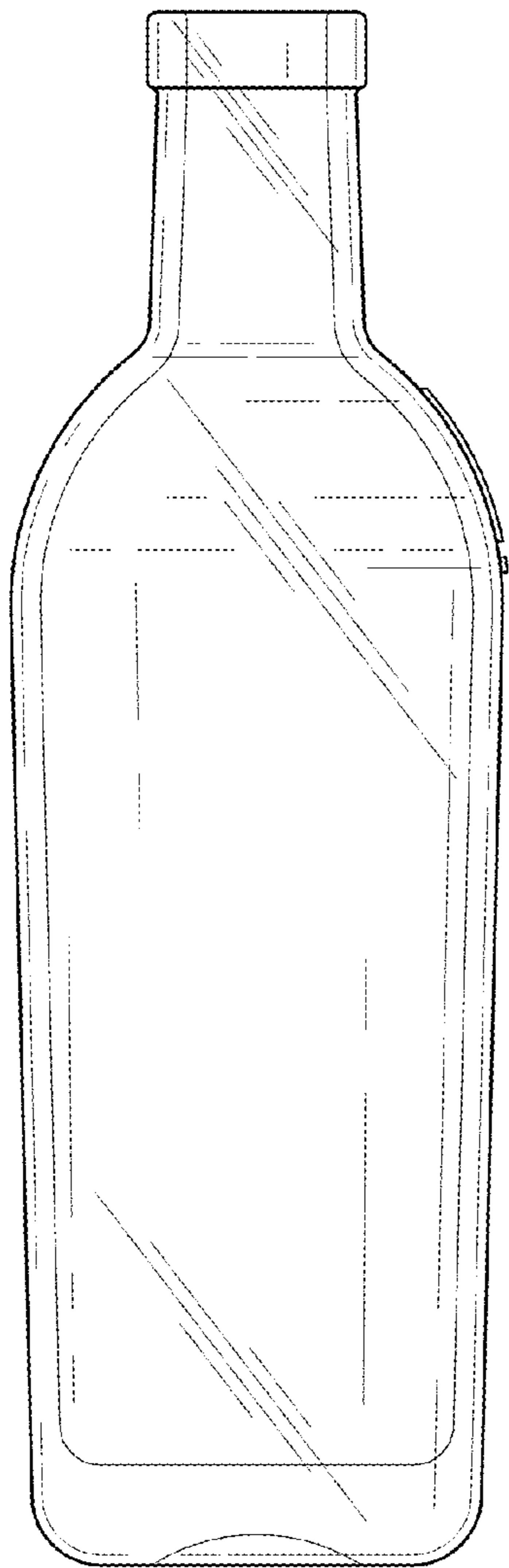
*Fig. 1*



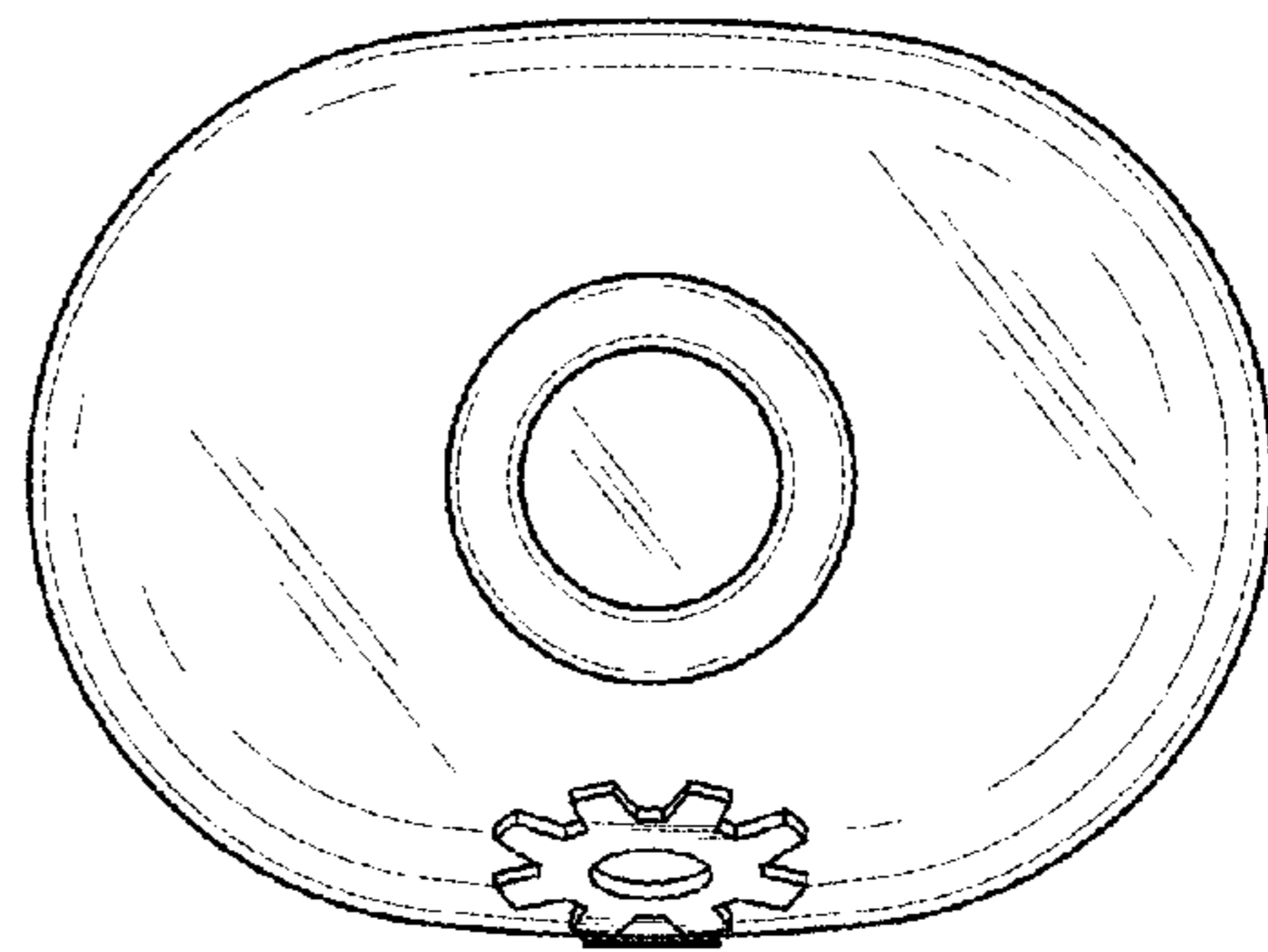
*Fig. 2*



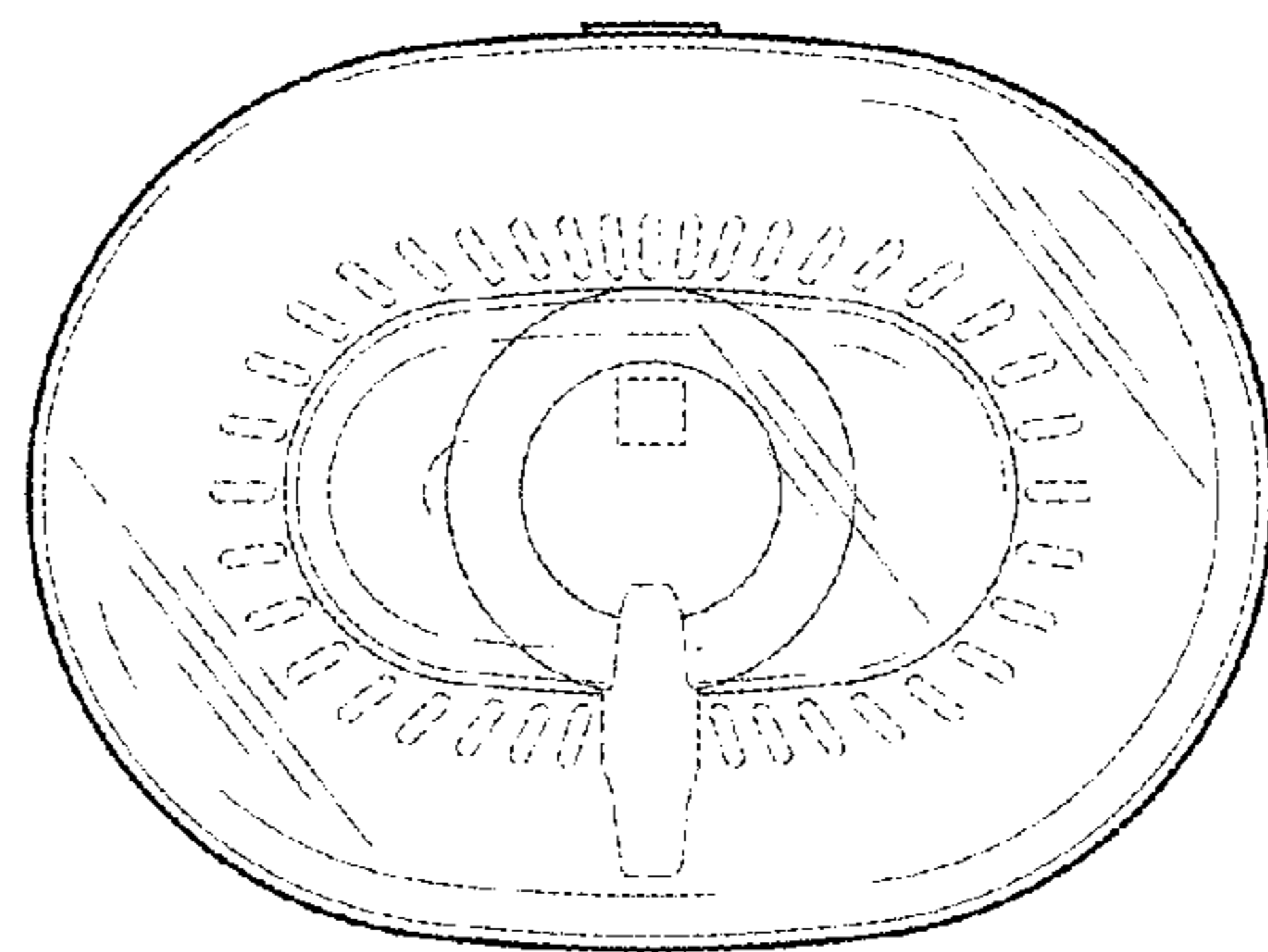
*Fig. 3*



*Fig. 4*



*Fig. 5*



*Fig. 6*